ISSN 1337-5458

SLOVENSKÝ
HYDROMETEOROLOGICKÝ
ÚSTAV

Bulletin

METEOROLÓGIA a KLIMATOLÓGIA

Slovenská republika

Ročník 22 2016 Číslo 1

BULLETIN
METEOROLÓGIA A KLIMATOLÓGIA
SLOVENSKÁ REPUBLIKA

BULLETIN
METEOROLOGY AND CLIMATOLOGY
SLOVAK REPUBLIC

Synoptický prehľad za január 2016

Description of synoptic situation in January 2016

Na začiatku mesiaca prúdil do našej oblasti medzi rozsiahlou tlakovou výšou nad európskou časťou Ruska a oblasťou nízkeho tlaku vzduchu nad západnou Európou od juhovýchodu až východu studený, pôvodom arktický vzduch.
Od 4. januára postupne preberala riadiacu úlohu brázda nízkeho tlaku vzduchu, siahajúca od Britských ostrovov po východné Stredomorie. Po jej prednej strane začal prúdiť do strednej a juhovýchodnej Európy teplejší vzduch.
V spomínanej brázde sa 6. januára nad Balkánom osamostatnila tlaková níž, tá postúpila ďalej na severovýchod.
Do strednej Európy 8. januára naďalej zasahovala brázda nízkeho tlaku vzduchu od západu a po jej prednej strane prúdil do našej oblasti od juhozápadu a západu teplejší a vlhký vzduch.
Tlaková níž, spojená s uvedenou brázdou, sa postupne presunula nad väčšinu kontinentu a ovplyvňovala počasie aj u nás do 12. januára.
Jej stred sa 13. januára presunul nad Petrohradskú oblasť a po jej zadnej strane začal opäť prúdiť do strednej Európy od severu studený, pôvodom arktický vzduch.
V ňom sa 16. januára od juhozápadu rozšírila do strednej Európy oblasť vyššieho tlaku vzduchu a prílev studeného vzduchu od severu pokračoval.
Oblasť vyššieho tlaku vzduchu zotrvala nad strednou a juhovýchodnou Európou do 23. januára, kedy bola prerušená oklúznym frontom, postupujúcim od západu do strednej Európy. Za ním sa od juhozápadu do strednej Európy opäť rozšírila tlaková výš a po jej severnom okraji postupovali cez strednú Európu ďalej na východ až do konca mesiaca jednotlivé frontálne systémy a prinášali do strednej Európy vlhký oceánsky vzduch.

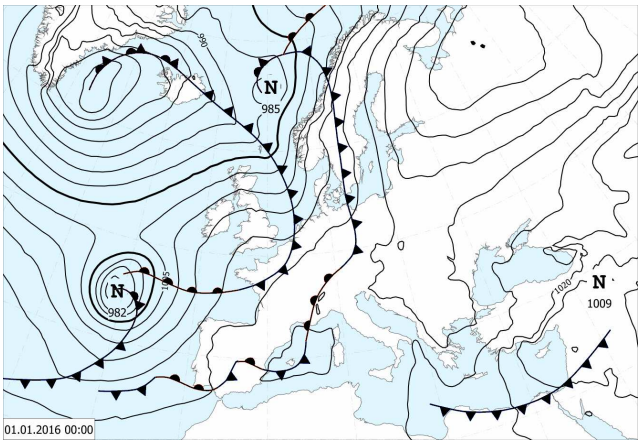
N
985
N
982
N
1009
990
1020
01.01.2016 00:00

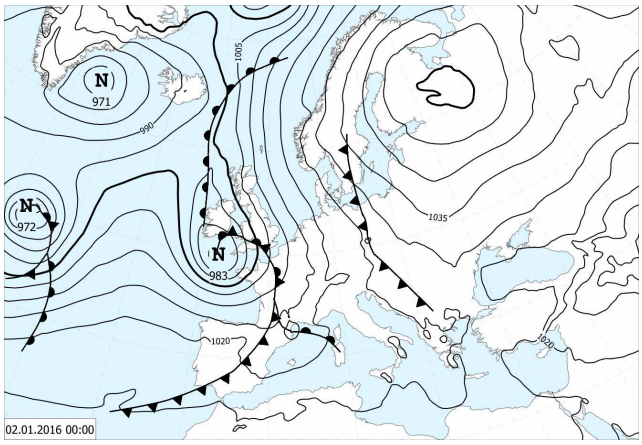
N
971
N
972
N
983
1005
990
1035
1020
02.01.2016 00:00

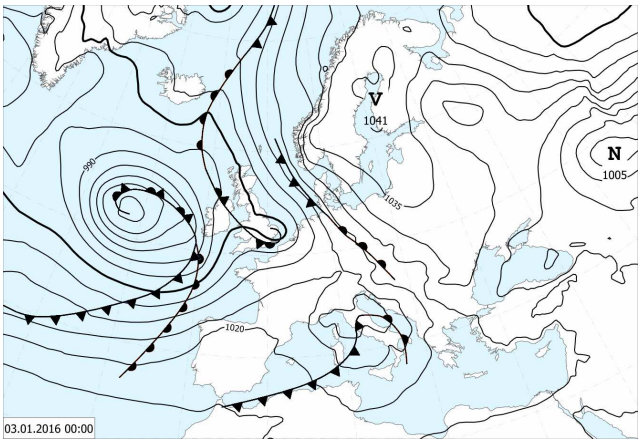
V
1041
N
1005
990
1035
1020
03.01.2016 00:00

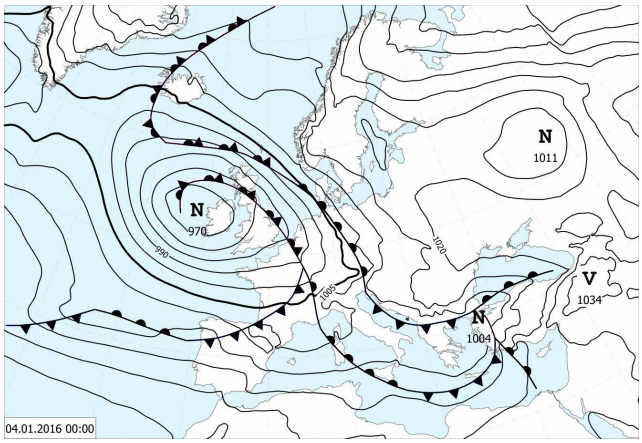
N
1011
N
970
990
1020
1005
V
1034
N
1004
04.01.2016 00:00

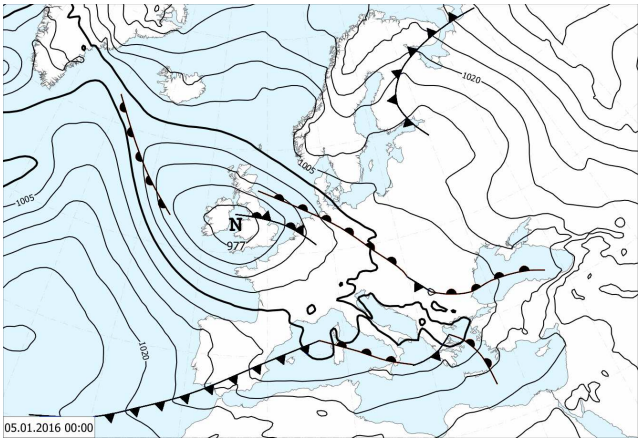
1020
1005
1005
N
977
1020
05.01.2016 00:00

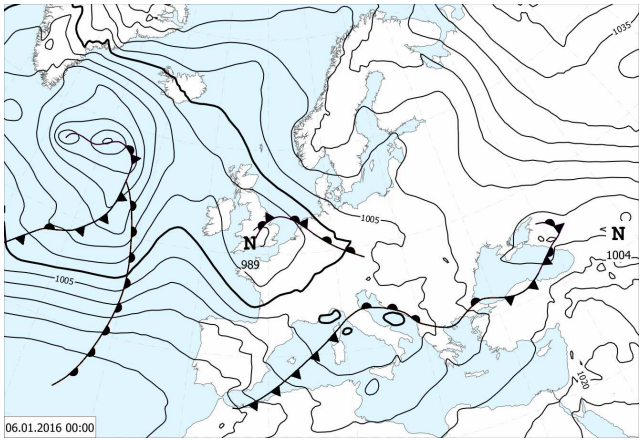
1035
1005
N
989
N
1004
1005
1020
06.01.2016 00:00

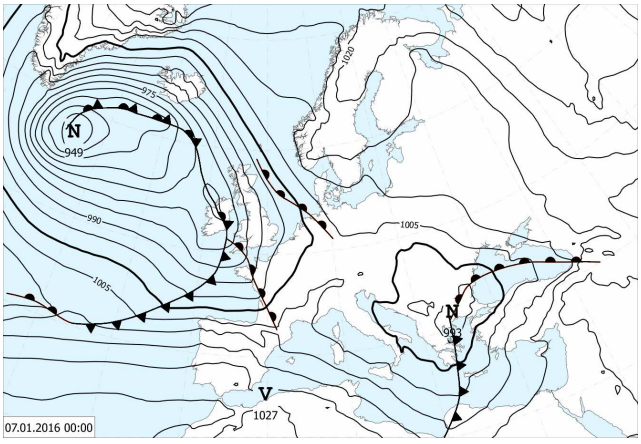
1020
975
N
949
990
1005
1005
N
963
V
1027
07.01.2016 00:00

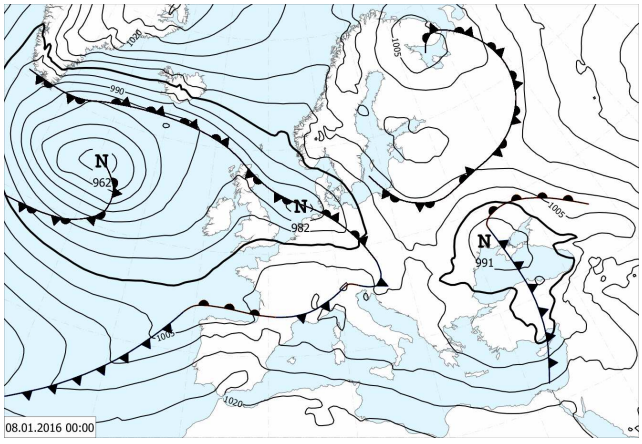
1005
1005
990
N
962
N
982
N
991
1005
1005
1020
08.01.2016 00:00

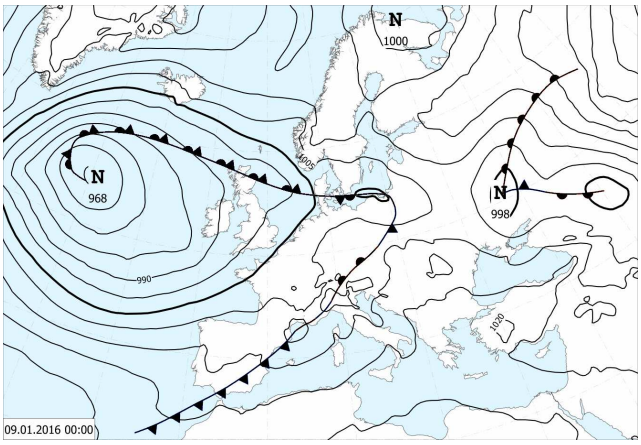
N
1000
N
968
N
998
990
1005
1020
09.01.2016 00:00

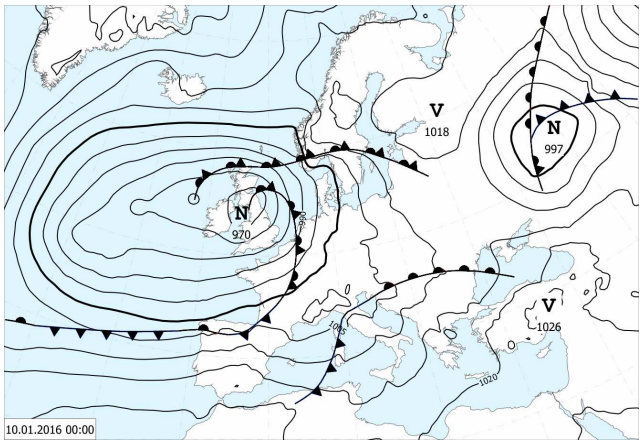
V
1018
N
997
N
970
V
1026
1020
10.01.2016 00:00

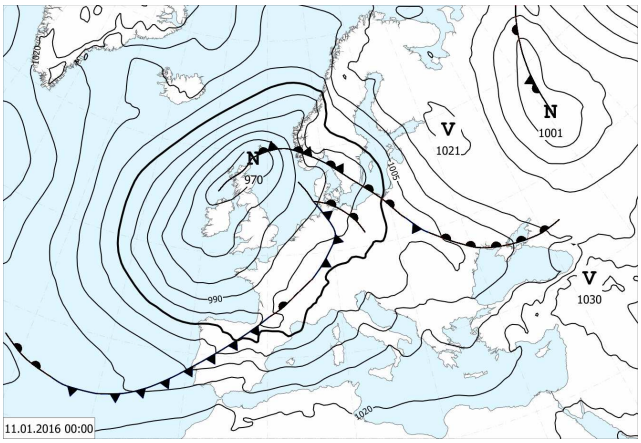
N
970
V
1021
N
1001
V
1030
990
1005
1020
11.01.2016 00:00

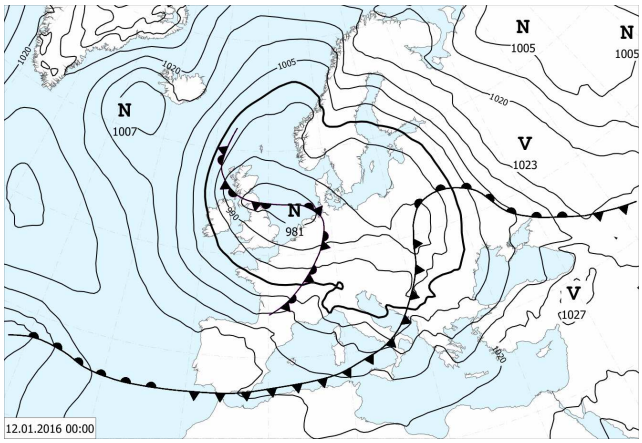
N
1005
N
1005
N
1007
V
1023
N
981
V
1027
1005
1020
12.01.2016 00:00

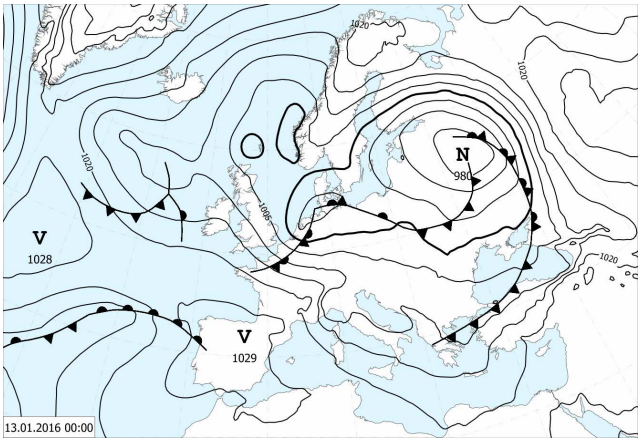
N
980
V
1028
V
1029
1020
13.01.2016 00:00

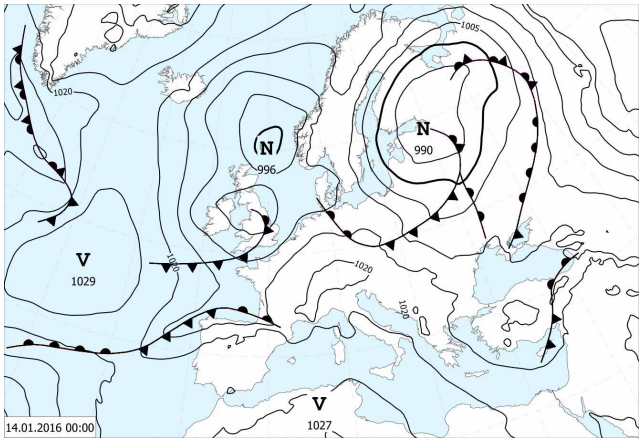
N
996
N
990
V
1029
V
1027
1005
1020
14.01.2016 00:00

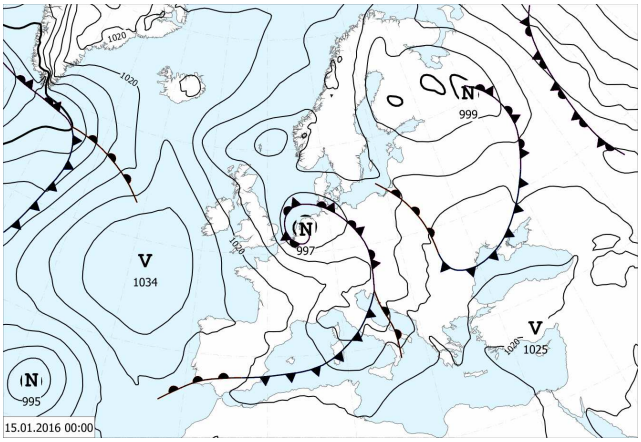
N
999
N
997
V
1034
V
1025
N
995
1020
15.01.2016 00:00

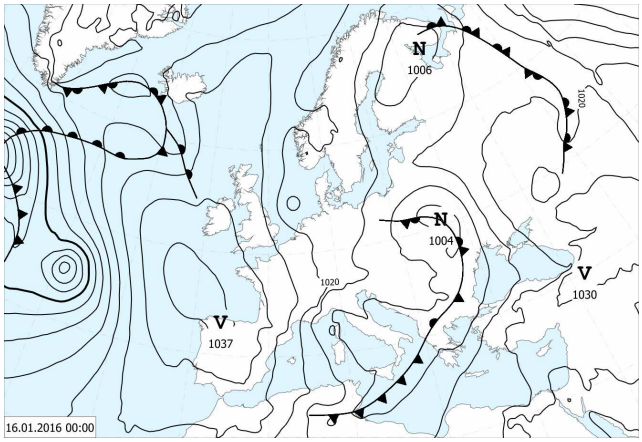
N
1006
N
1004
V
1030
V
1037
1020
16.01.2016 00:00

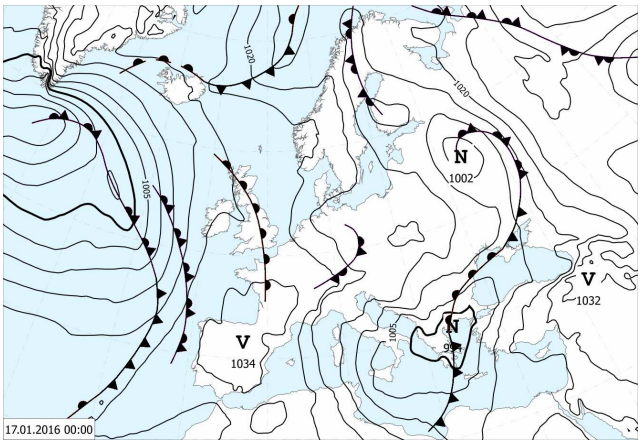
17.01.2016 00:00
N
1002
V
1032
V
1034
N
994
1020
1005

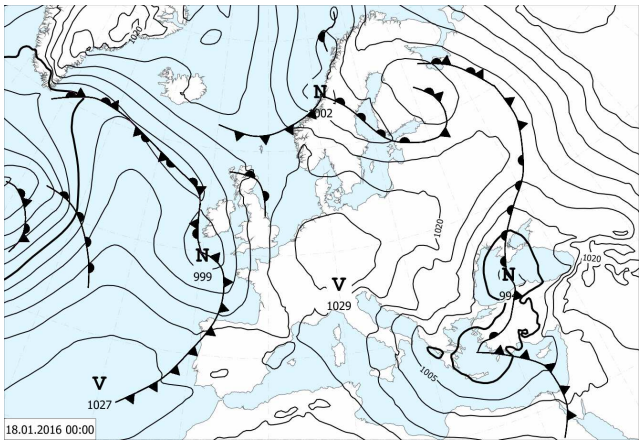
18.01.2016 00:00
N
1002
N
999
V
1029
V
1027
N
994
1020
1005

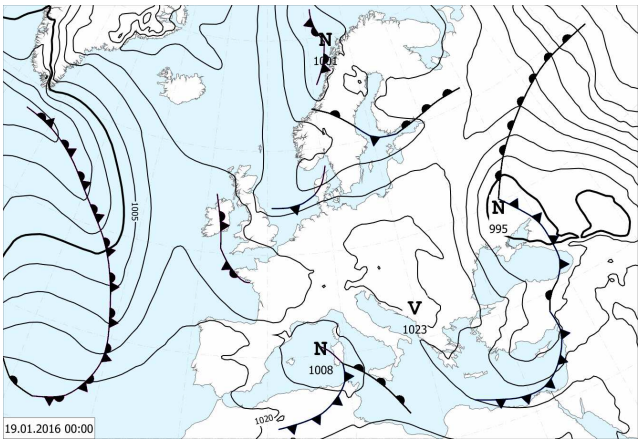
19.01.2016 00:00
N
1001
N
995
V
1023
N
1008
1005
1020

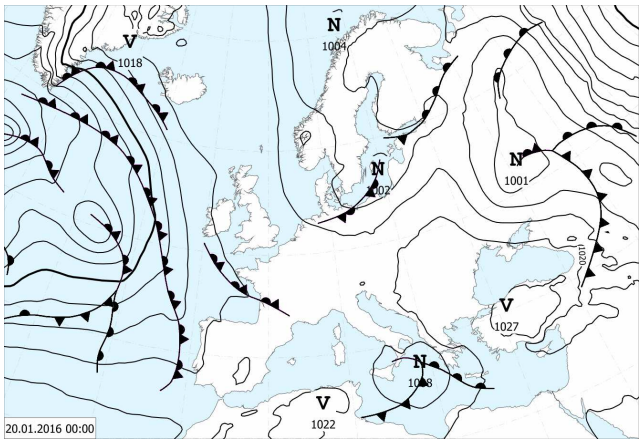
20.01.2016 00:00
V
1018
N
1004
N
1002
N
1001
V
1027
N
1008
V
1022
1020

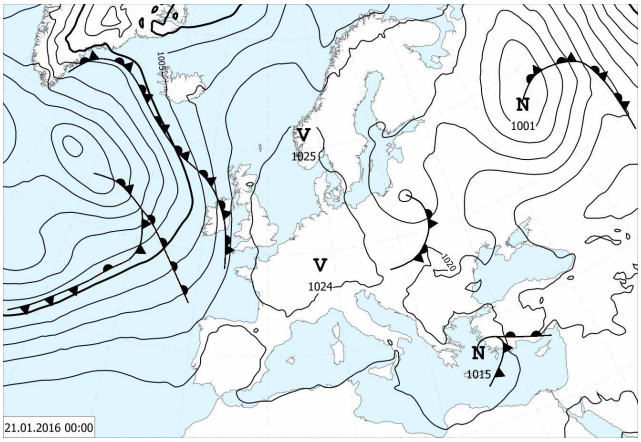
21.01.2016 00:00
N
1001
V
1025
V
1024
N
1015
1005
1020

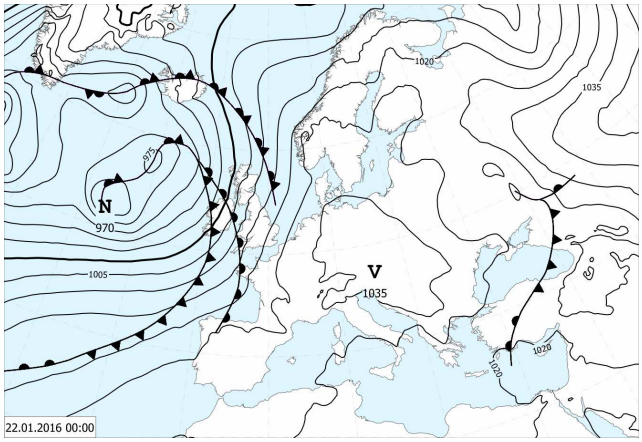
22.01.2016 00:00
1020
1035
N
970
V
1035
1005
1020

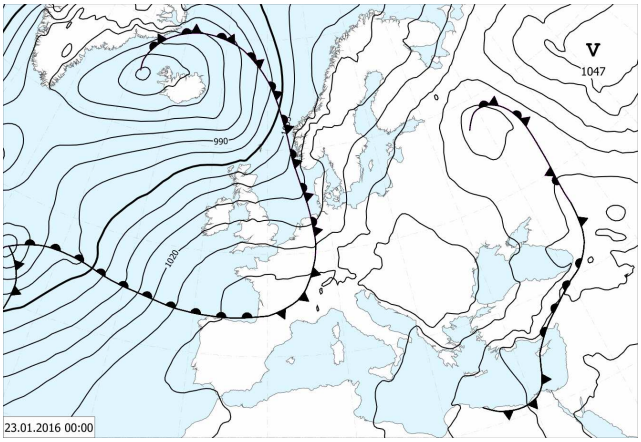
23.01.2016 00:00
V
1047
990
1020

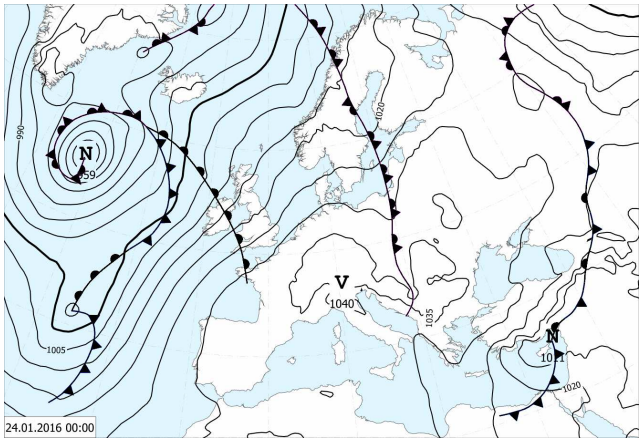
24.01.2016 00:00
N
959
V
1040
N
1035
1005
1020

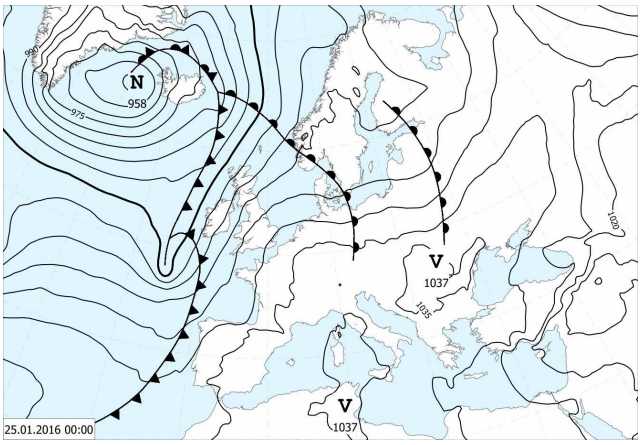
N
958
975
990
V
1037
1035
V
1037
1020
25.01.2016 00:00

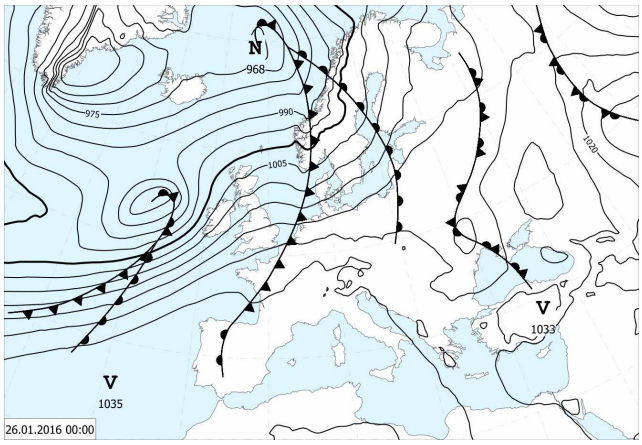
N
968
975
990
1005
1020
V
1033
V
1035
26.01.2016 00:00

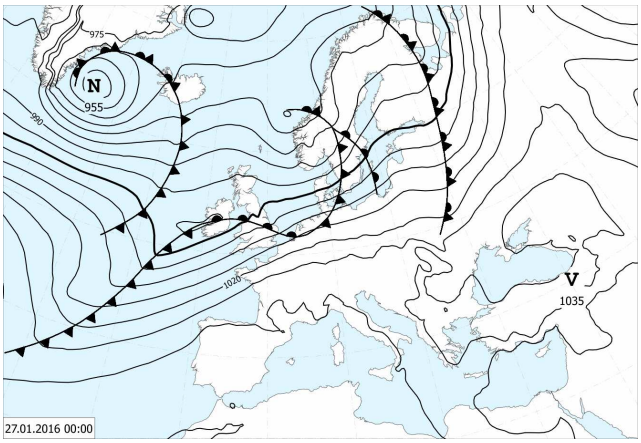
975
N
955
990
1020
V
1035
27.01.2016 00:00

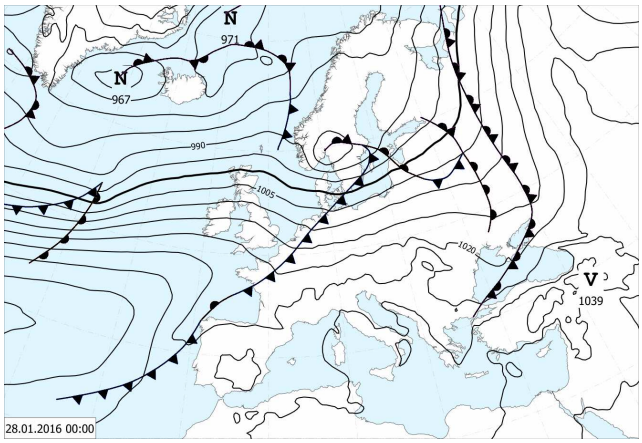
N
971
N
967
990
1005
1020
V
1039
28.01.2016 00:00

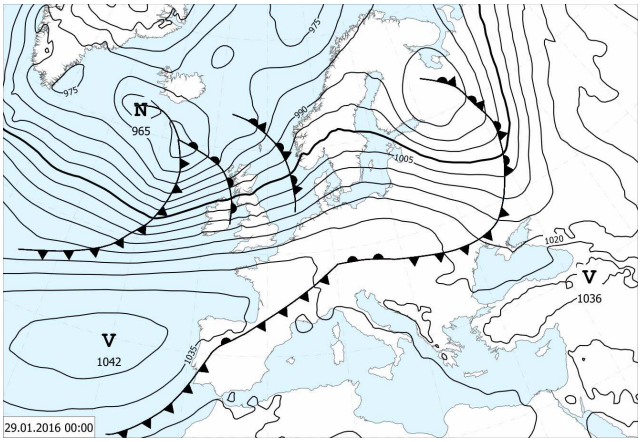
975
N
965
990
1005
1020
V
1036
V
1042
1035
29.01.2016 00:00

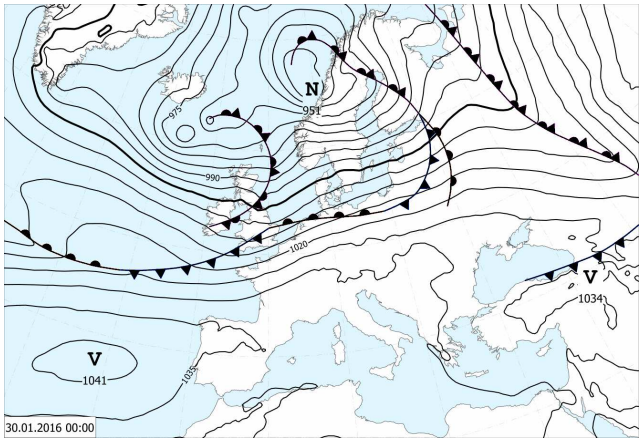
N
951
975
990
1020
V
1034
V
1041
1035
30.01.2016 00:00

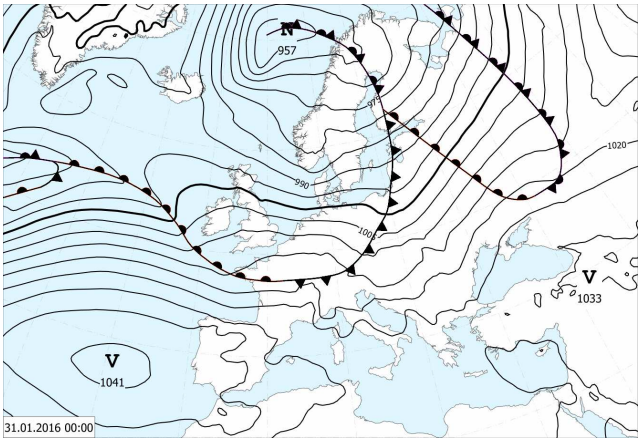
N
957
975
990
1005
1020
V
1033
V
1041
31.01.2016 00:00







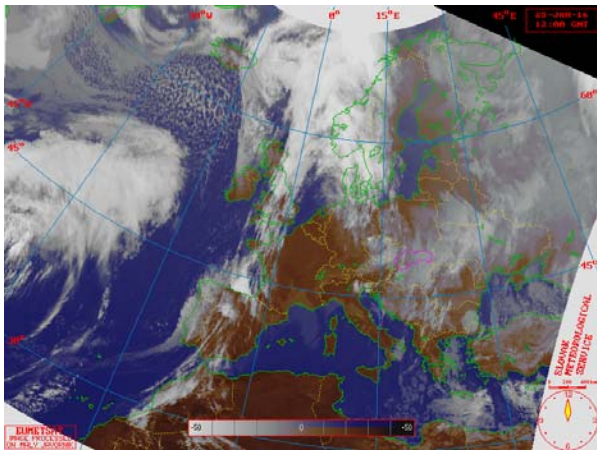
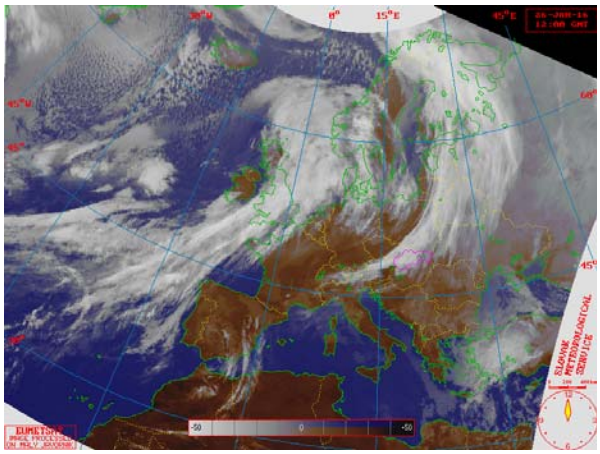

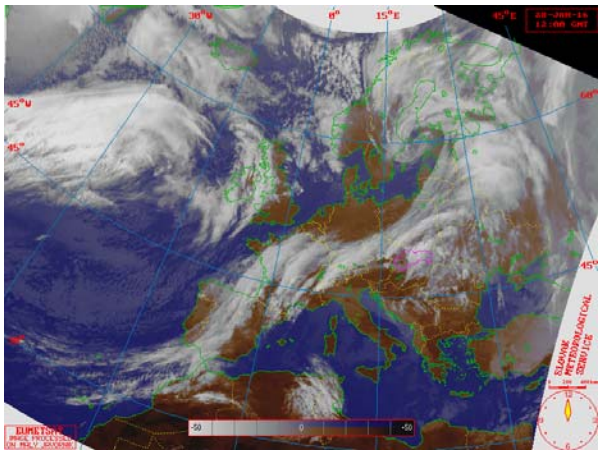
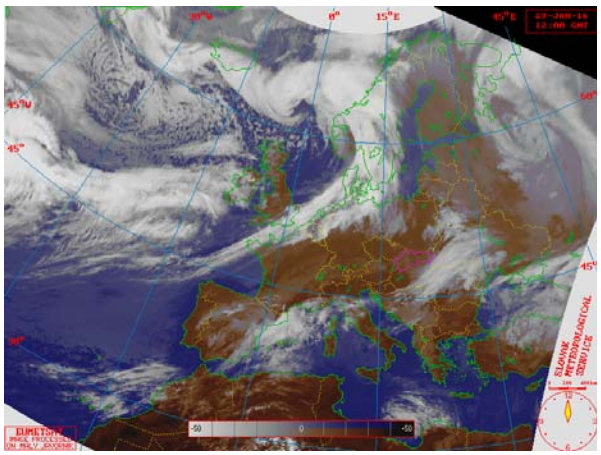
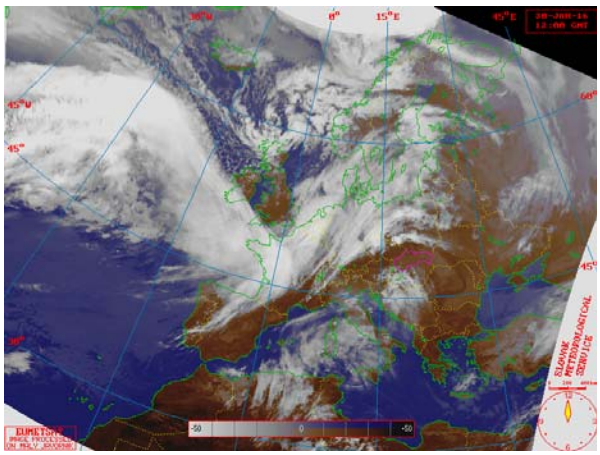


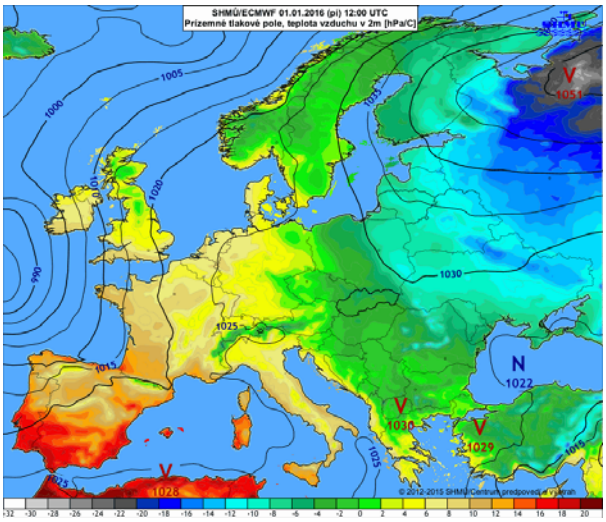
SHMÚ/ECMWF 01.01.2016 (pi) 12:00 UTC
Prízemné tlakové pole, teplota vzduchu v 2m [hPa/C]
© 2012-2015 SHMÚ/Centrum predpovedí a výstrah

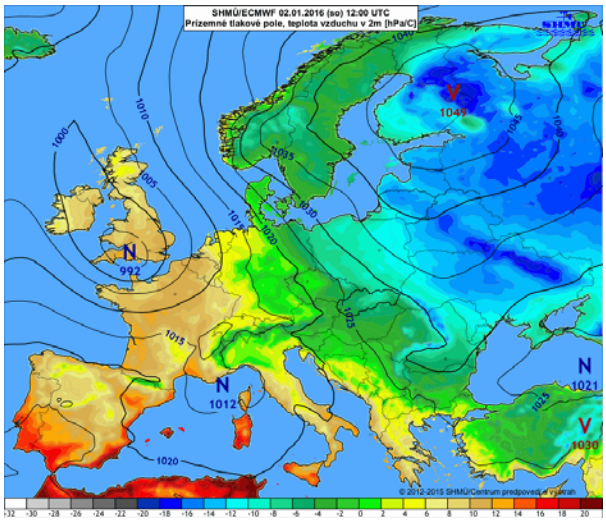
SHMÚ/ECMWF 02.01.2016 (so) 12:00 UTC
Prízemné tlakové pole, teplota vzduchu v 2m [hPa/C]
© 2012-2015 SHMÚ/Centrum predpovedí a výstrah

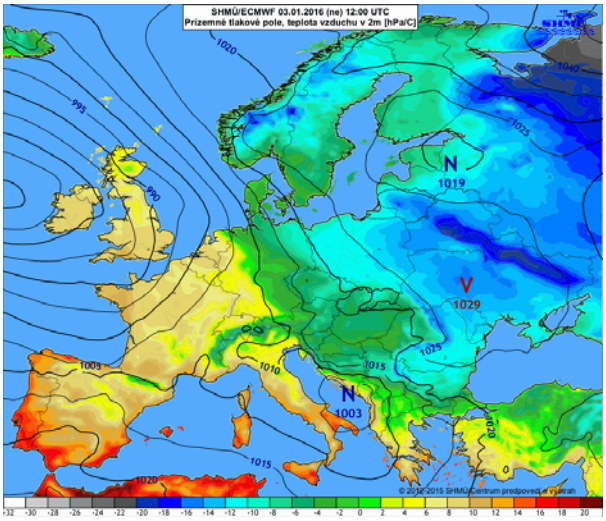
SHMÚ/ECMWF 03.01.2016 (ne) 12:00 UTC
Prízemné tlakové pole, teplota vzduchu v 2m [hPa/C]
© 2012-2015 SHMÚ/Centrum predpovedí a výstrah

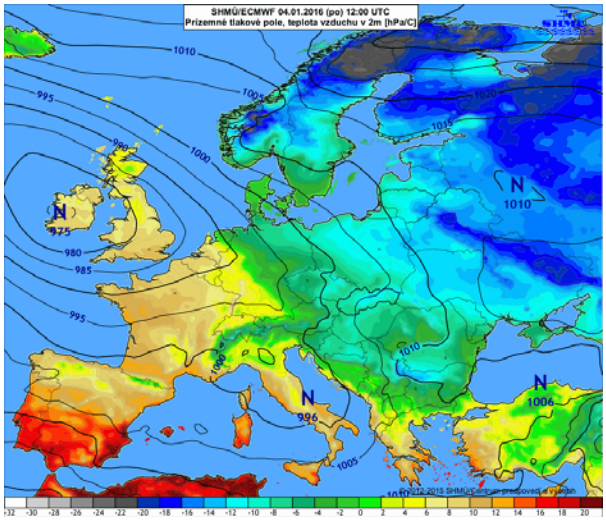
SHMÚ/ECMWF 04.01.2016 (po) 12:00 UTC
Prízemné tlakové pole, teplota vzduchu v 2m [hPa/C]
© 2012-2015 SHMÚ/Centrum predpovedí a výstrah

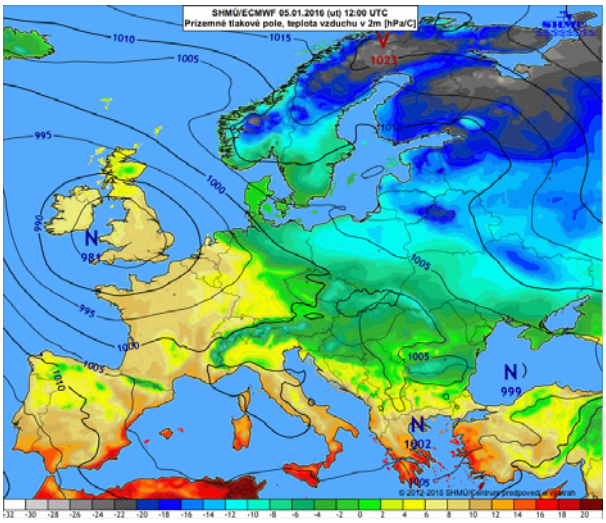
SHMÚ/ECMWF 05.01.2016 (ut) 12:00 UTC
Prízemné tlakové pole, teplota vzduchu v 2m [hPa/C]
© 2012-2015 SHMÚ/Centrum predpovedí a výstrah

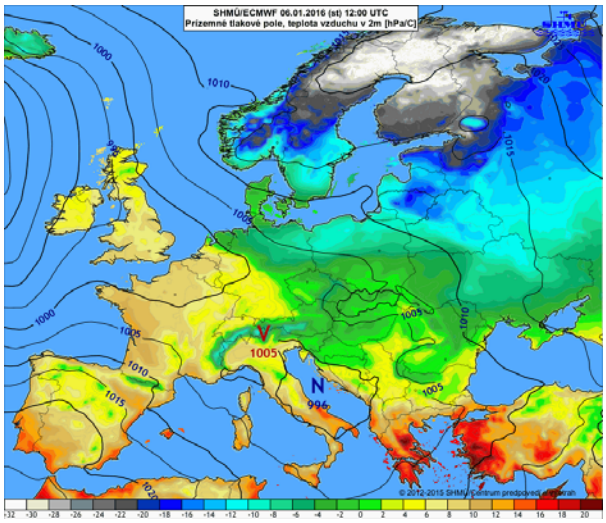
SHMÚ/ECMWF 06.01.2016 (st) 12:00 UTC
Prízemné tlakové pole, teplota vzduchu v 2m [hPa/C]
© 2012-2015 SHMÚ/Centrum predpovedí a výstrah

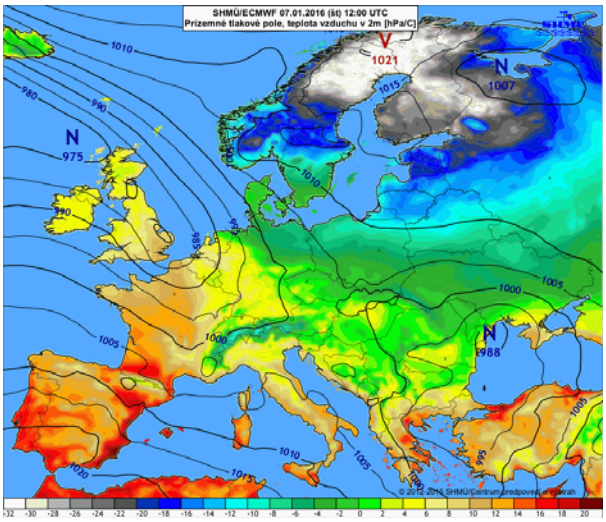
SHMÚ/ECMWF 07.01.2016 (štvrtok) 12:00 UTC
Prízemné tlakové pole, teplota vzduchu v 2m [hPa/C]
© 2012-2015 SHMÚ/Centrum predpovedí a výstrah

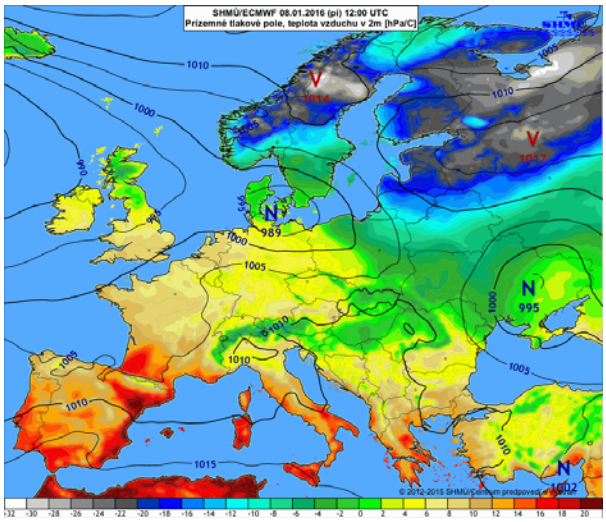
SHMÚ/ECMWF 08.01.2016 (piatok) 12:00 UTC
Prízemné tlakové pole, teplota vzduchu v 2m [hPa/C]
© 2012-2015 SHMÚ/Centrum predpovedí a výstrah

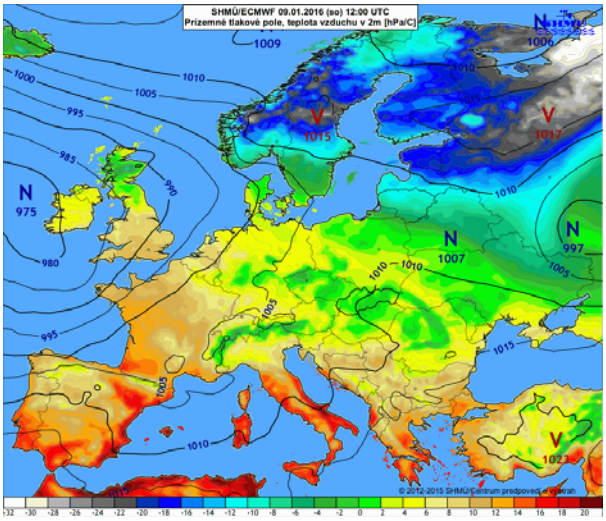
SHMÚ/ECMWF 09.01.2016 (sobota) 12:00 UTC
Prízemné tlakové pole, teplota vzduchu v 2m [hPa/C]
© 2012-2015 SHMÚ/Centrum predpovedí a výstrah

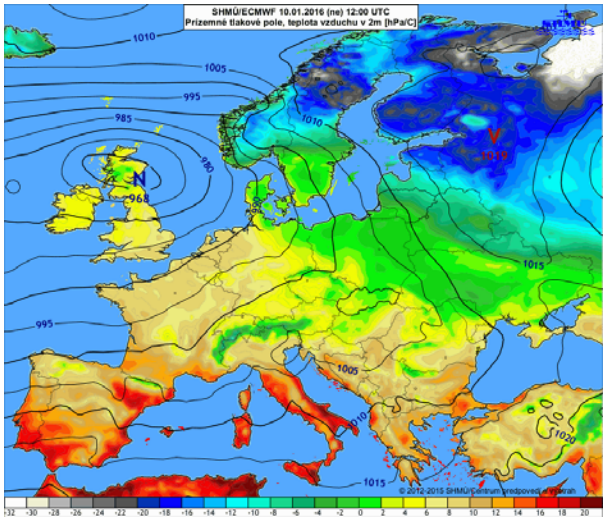
SHMÚ/ECMWF 10.01.2016 (nedeľa) 12:00 UTC
Prízemné tlakové pole, teplota vzduchu v 2m [hPa/C]
© 2012-2015 SHMÚ/Centrum predpovedí a výstrah

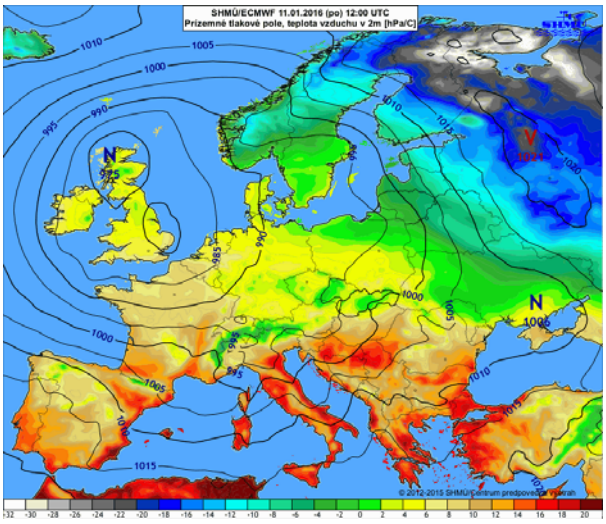
SHMÚ/ECMWF 11.01.2016 (pondelok) 12:00 UTC
Prízemné tlakové pole, teplota vzduchu v 2m [hPa/C]
© 2012-2015 SHMÚ/Centrum predpovedí a výstrah

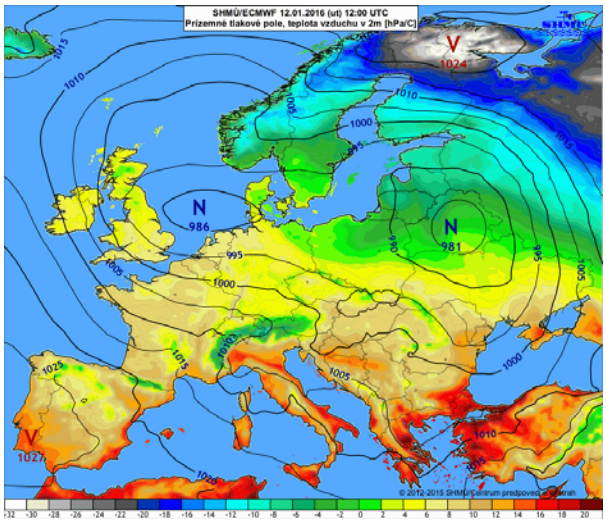
SHMÚ/ECMWF 12.01.2016 (utorok) 12:00 UTC
Prízemné tlakové pole, teplota vzduchu v 2m [hPa/C]
© 2012-2015 SHMÚ/Centrum predpovedí a výstrah

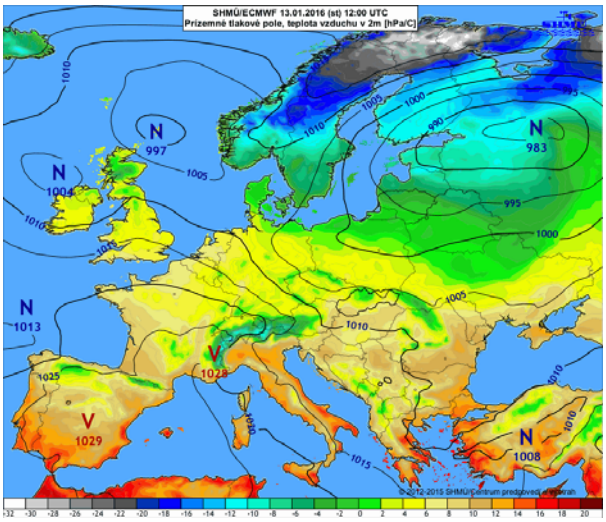
SHMÚ/ECMWF 13.01.2016 (st) 12:00 UTC
Prízemné tlakové pole, teplota vzduchu v 2m [hPa/C]
© 2012-2015 SHMÚ/Centrum predpovedí a výstrah

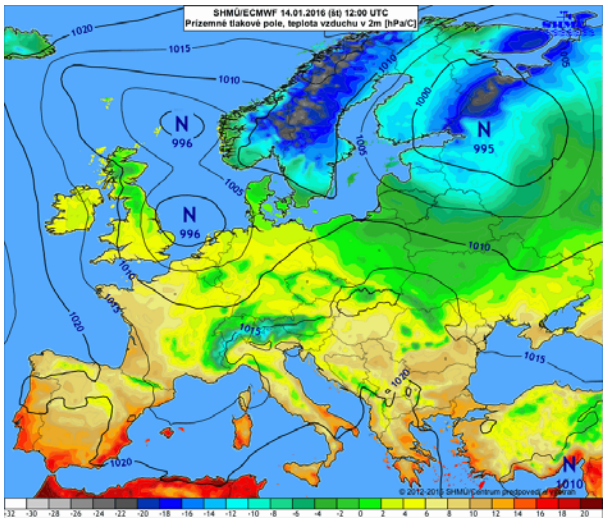
SHMÚ/ECMWF 14.01.2016 (štv) 12:00 UTC
Prízemné tlakové pole, teplota vzduchu v 2m [hPa/C]
© 2012-2015 SHMÚ/Centrum predpovedí a výstrah

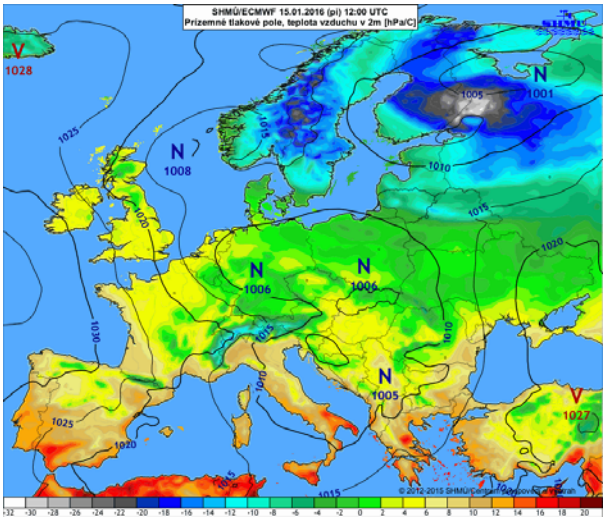
SHMÚ/ECMWF 15.01.2016 (pi) 12:00 UTC
Prízemné tlakové pole, teplota vzduchu v 2m [hPa/C]
© 2012-2015 SHMÚ/Centrum predpovedí a výstrah

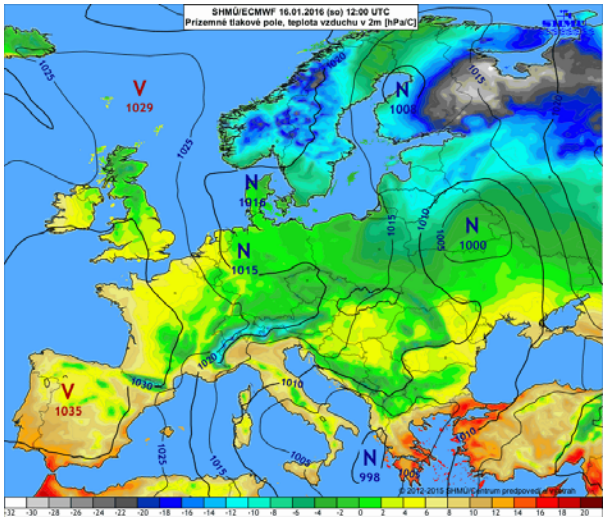
SHMÚ/ECMWF 16.01.2016 (so) 12:00 UTC
Prízemné tlakové pole, teplota vzduchu v 2m [hPa/C]
© 2012-2015 SHMÚ/Centrum predpovedí a výstrah

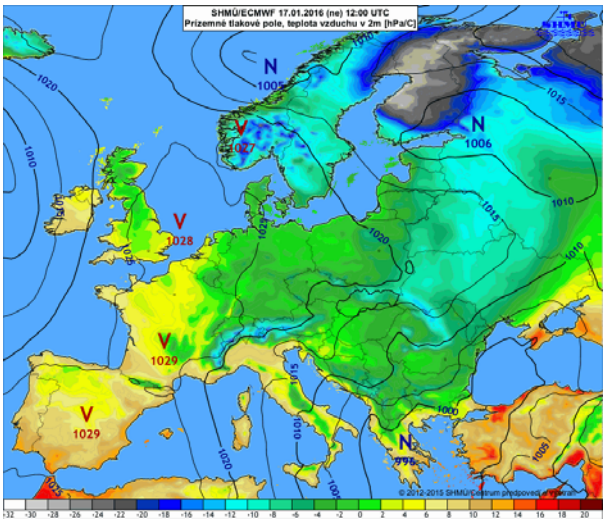
SHMÚ/ECMWF 17.01.2016 (ne) 12:00 UTC
Prízemné tlakové pole, teplota vzduchu v 2m [hPa/C]
© 2012-2015 SHMÚ/Centrum predpovedí a výstrah

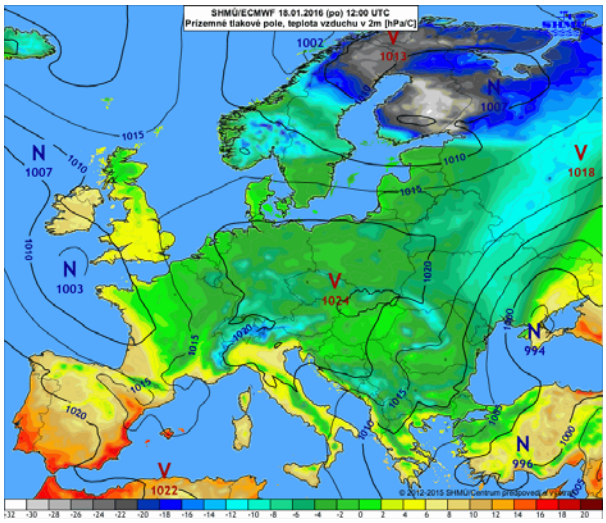
SHMÚ/ECMWF 18.01.2016 (po) 12:00 UTC
Prízemné tlakové pole, teplota vzduchu v 2m [hPa/C]
© 2012-2015 SHMÚ/Centrum predpovedí a výstrah

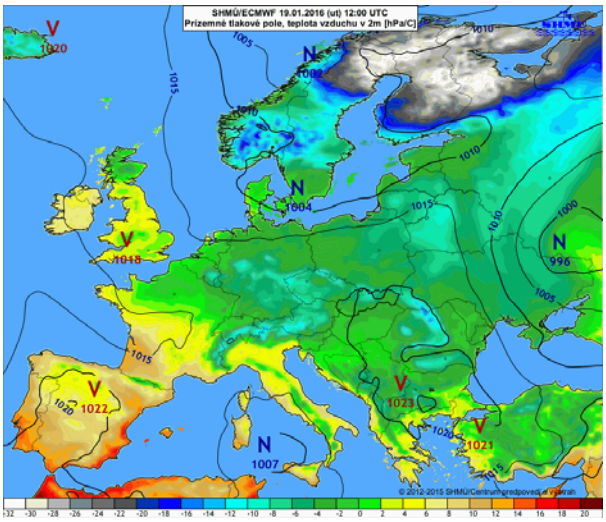
SHMÚ/ECMWF 19.01.2016 (ut) 12:00 UTC
Prízemné tlakové pole, teplota vzduchu v 2m [hPa/C]
© 2012-2015 SHMÚ/Centrum predpovedí a výstrah

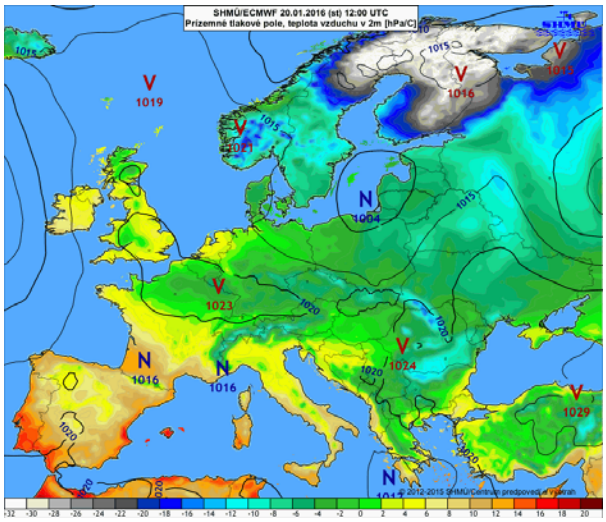
SHMÚ/ECMWF 20.01.2016 (st) 12:00 UTC
Prízemné tlakové pole, teplota vzduchu v 2m [hPa/C]
© 2012-2015 SHMÚ/Centrum predpovedí a výstrah

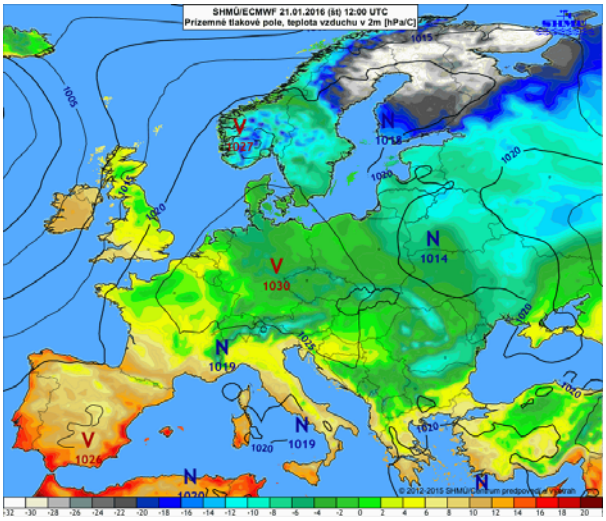
SHMÚ/ECMWF 21.01.2016 (štv) 12:00 UTC
Prízemné tlakové pole, teplota vzduchu v 2m [hPa/C]
© 2012-2015 SHMÚ/Centrum predpovedí a výstrah

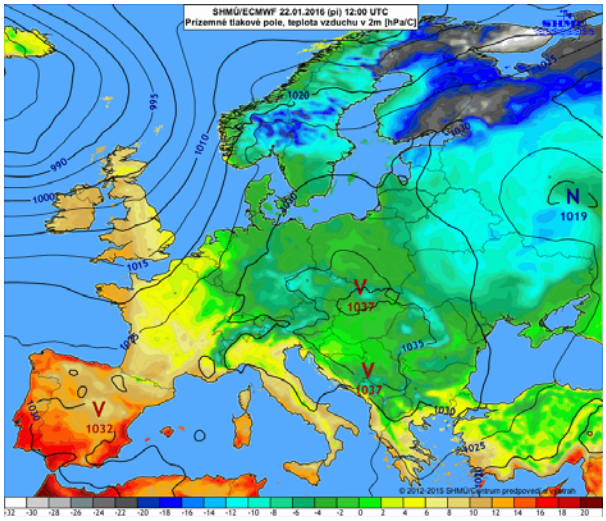
SHMÚ/ECMWF 22.01.2016 (pi) 12:00 UTC
Prízemné tlakové pole, teplota vzduchu v 2m [hPa/C]
© 2012-2015 SHMÚ/Centrum predpovedí a výstrah

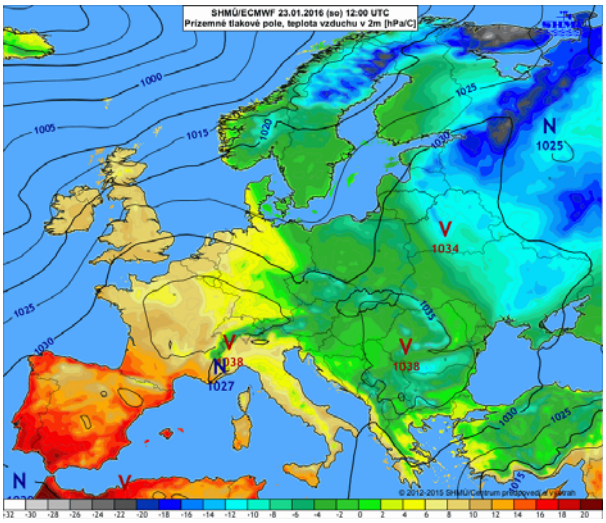
SHMÚ/ECMWF 23.01.2016 (so) 12:00 UTC
Prízemné tlakové pole, teplota vzduchu v 2m [hPa/C]
© 2012-2015 SHMÚ/Centrum predpovedí a výstrah

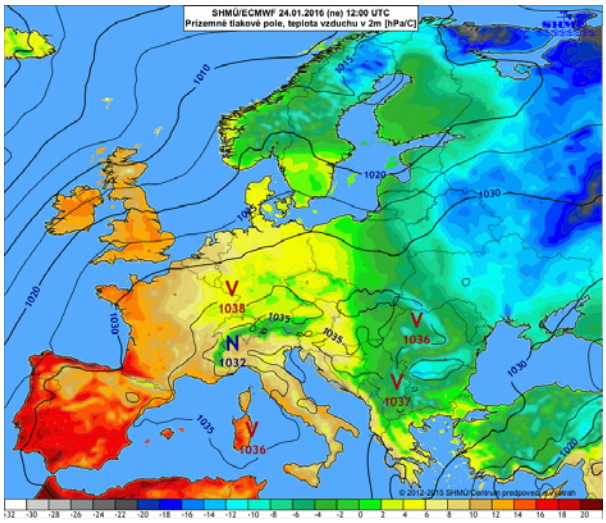
SHMÚ/ECMWF 24.01.2016 (ne) 12:00 UTC
Prízemné tlakové pole, teplota vzduchu v 2m [hPa/C]
© 2012-2015 SHMÚ/Centrum predpovedí a výstrah

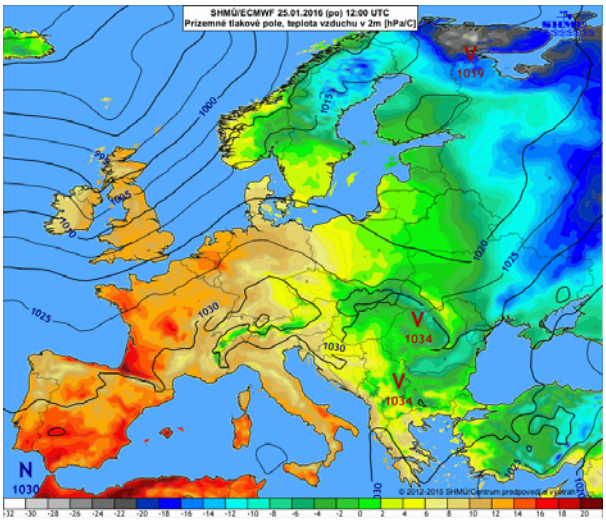
SHMÚ/ECMWF 25.01.2016 (po) 12:00 UTC
Prízemné tlakové pole, teplota vzduchu v 2m [hPa/C]
© 2012-2015 SHMÚ/Centrum predpovedí a výstrah

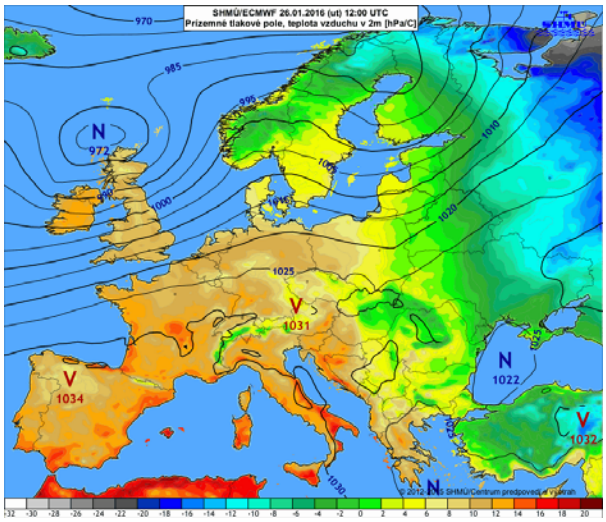
SHMÚ/ECMWF 26.01.2016 (ut) 12:00 UTC
Prízemné tlakové pole, teplota vzduchu v 2m [hPa/C]
© 2012-2015 SHMÚ/Centrum predpovedí a výstrah

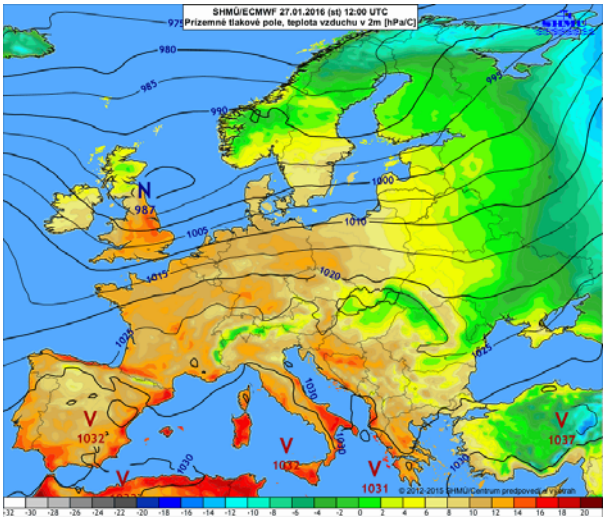
SHMÚ/ECMWF 27.01.2016 (st) 12:00 UTC
Prízemné tlakové pole, teplota vzduchu v 2m [hPa/C]
© 2012-2015 SHMÚ/Centrum predpovedí a výstrah

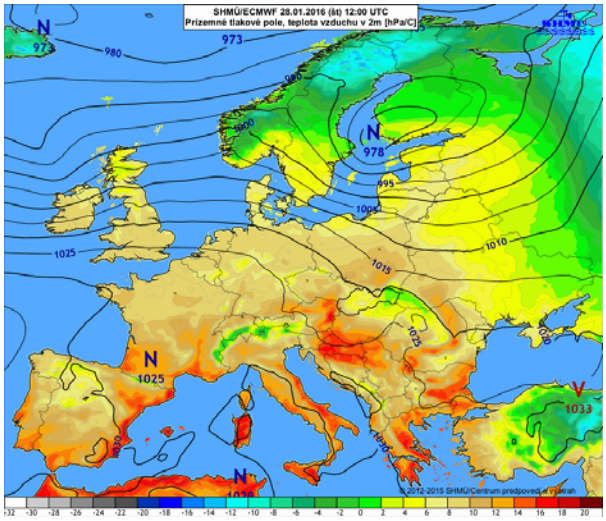
SHMÚ/ECMWF 28.01.2016 (štv) 12:00 UTC
Prízemné tlakové pole, teplota vzduchu v 2m [hPa/C]
© 2012-2015 SHMÚ/Centrum predpovedí a výstrah

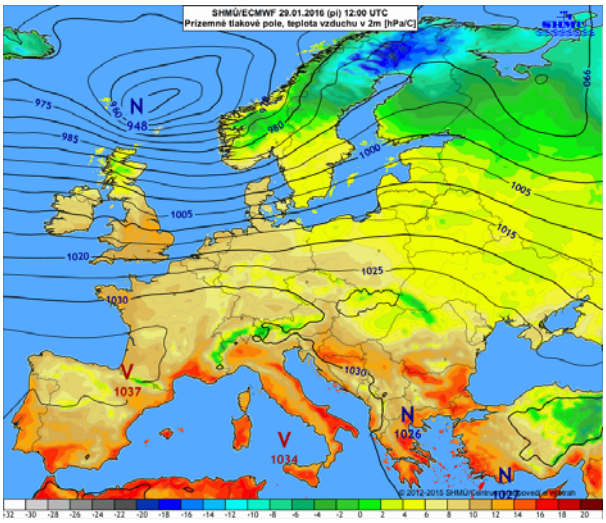
SHMÚ/ECMWF 29.01.2016 (pi) 12:00 UTC
Prízemné tlakové pole, teplota vzduchu v 2m [hPa/C]
© 2012-2015 SHMÚ/Centrum predpovedí a výstrah

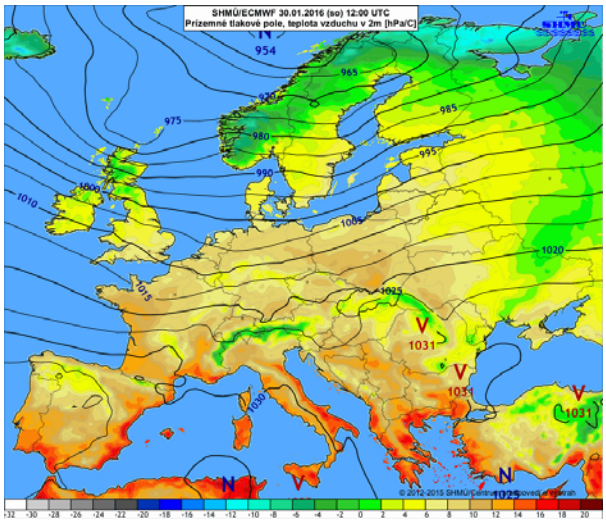
SHMÚ/ECMWF 30.01.2016 (so) 12:00 UTC
Prízemné tlakové pole, teplota vzduchu v 2m [hPa/C]
© 2012-2015 SHMÚ/Centrum predpovedí a výstrah

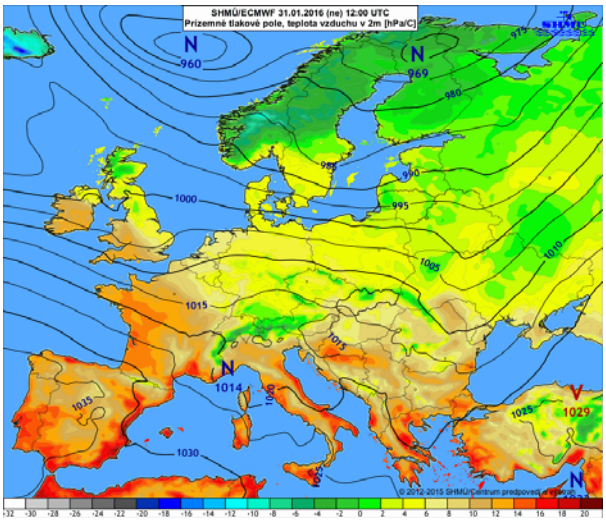
SHMÚ/ECMWF 31.01.2016 (ne) 12:00 UTC
Prízemné tlakové pole, teplota vzduchu v 2m [hPa/C]
N
960
N
969
980
985
990
995
1000
1005
1010
1015
1015
N
1014
1020
1025
1030
V
1029
N
© 2012-2015 SHMÚ/Centrum predpovedí a výstrah
-32 -30 -28 -26 -24 -22 -20 -18 -16 -14 -12 -10 -8 -6 -4 -2 0 2 4 6 8 10 12 14 16 18 20

Priemerná denná teplota vzduchu na vybraných staniciach SR za 1/2016
Daily means of air temperature at selected stations of Slovakia during 1/2016

Legenda / Legend:

Čiary: **hrubá** - aktuálna hodnota mesiaca a dňa, **tenká** - denný priemer za 1961-1990

(January 2016 - **thick** line, normal 1961-1990 - **thin** line)

Odchýlky januárovej teploty vzduchu od normálu 1961-1990 v SR
Deviations of January temperature from normal 1961-1990 in Slovakia

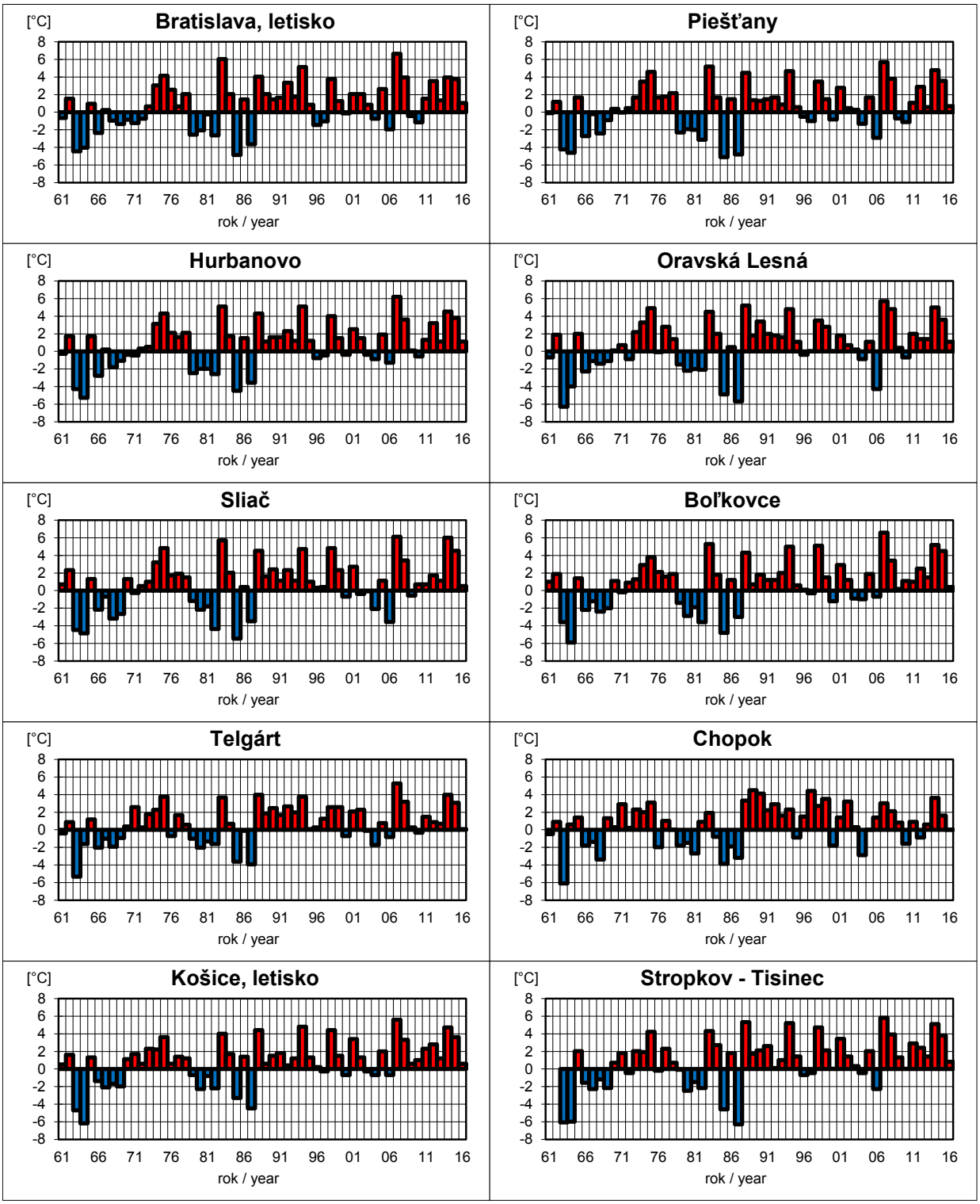

Poznámka / Note:

61 = rok/year 1961

01 = rok/year 2001

Denná relatívna vlhkosť vzduchu o 14. h na vybraných staniciach SR za 1/2016
Daily relative air humidity at 2 PM at selected stations of Slovakia during 1/2016

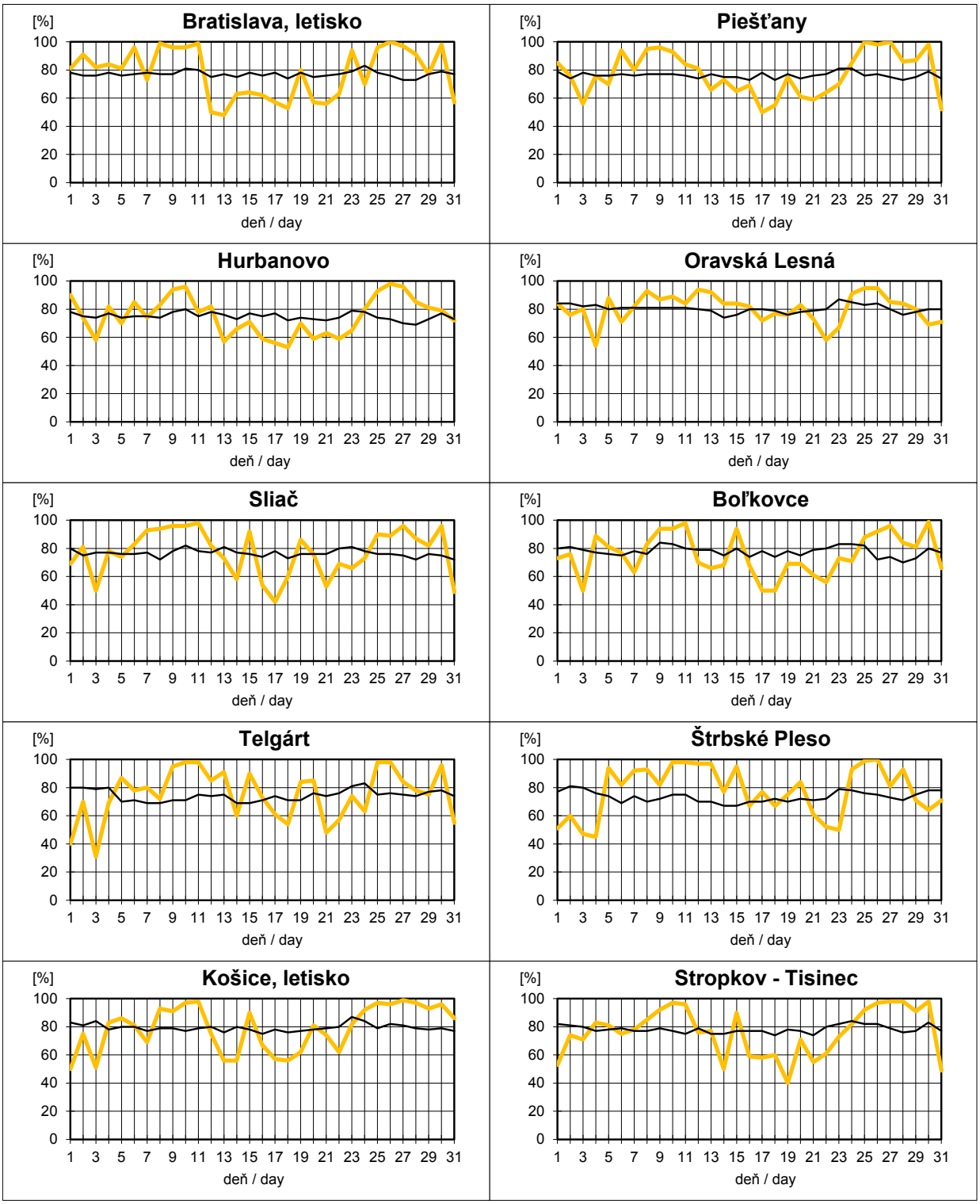

Legenda / Legend:

Čiary: **hrubá** - aktuálna hodnota mesiaca a dňa, **tenká** - denný priemer za 1961-1990

(January 2016 - **thick** line, normal 1961-1990 - **thin** line)

Absolútne odchýlky januárovej relatívnej vlhkosti vzduchu o 14. h od normálu 1961-1990 v SR
Absolute deviations of January relative air humidity at 2 PM from normal 1961-1990 in Slovakia

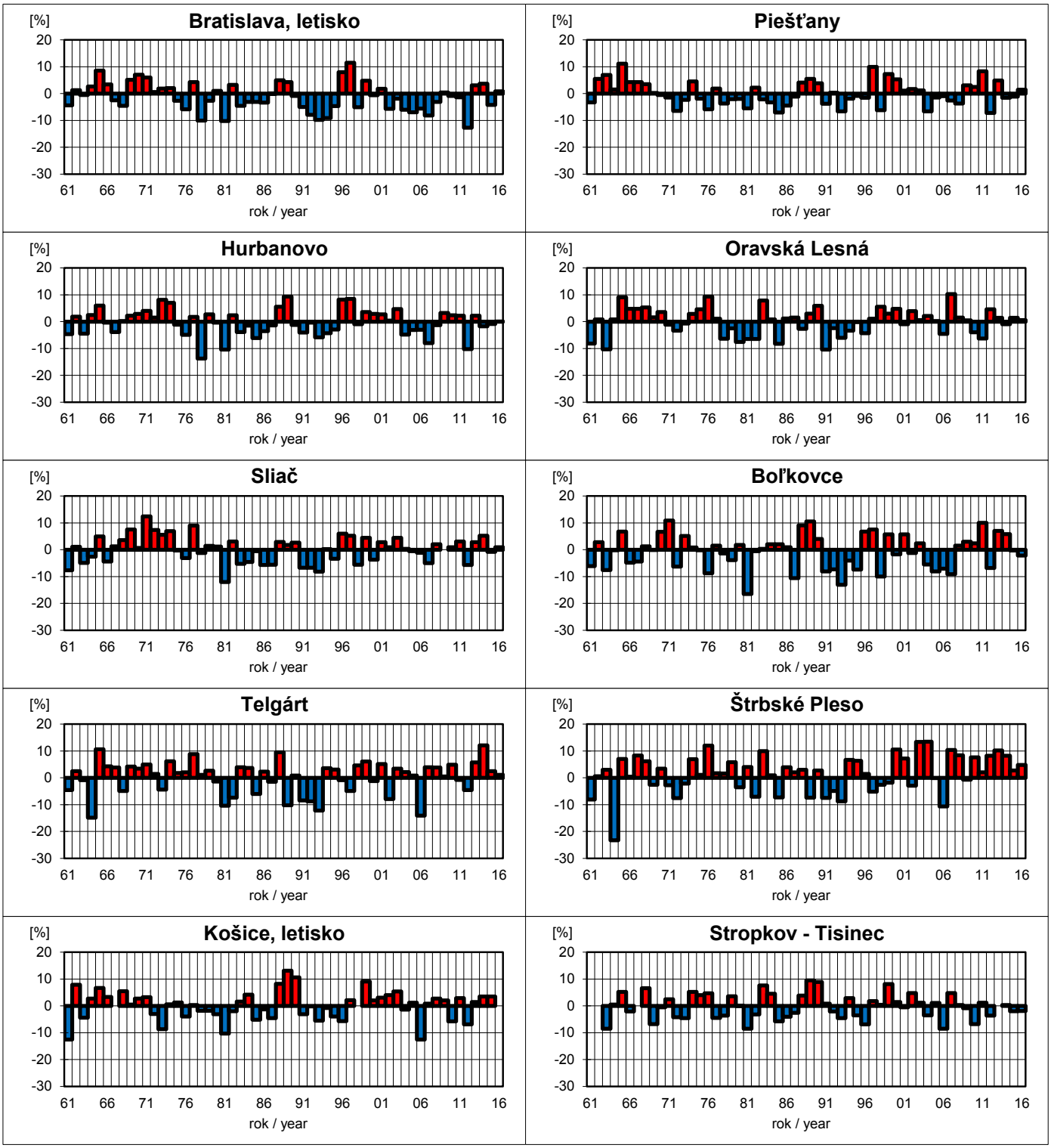

Poznámka / Note:

61 = rok/year 1961

01 = rok/year 2001

Denné úhrny atmosférických zrážok na vybraných staniciach SR za 1/2016
Daily precipitation totals at selected stations of Slovakia during 1/2016

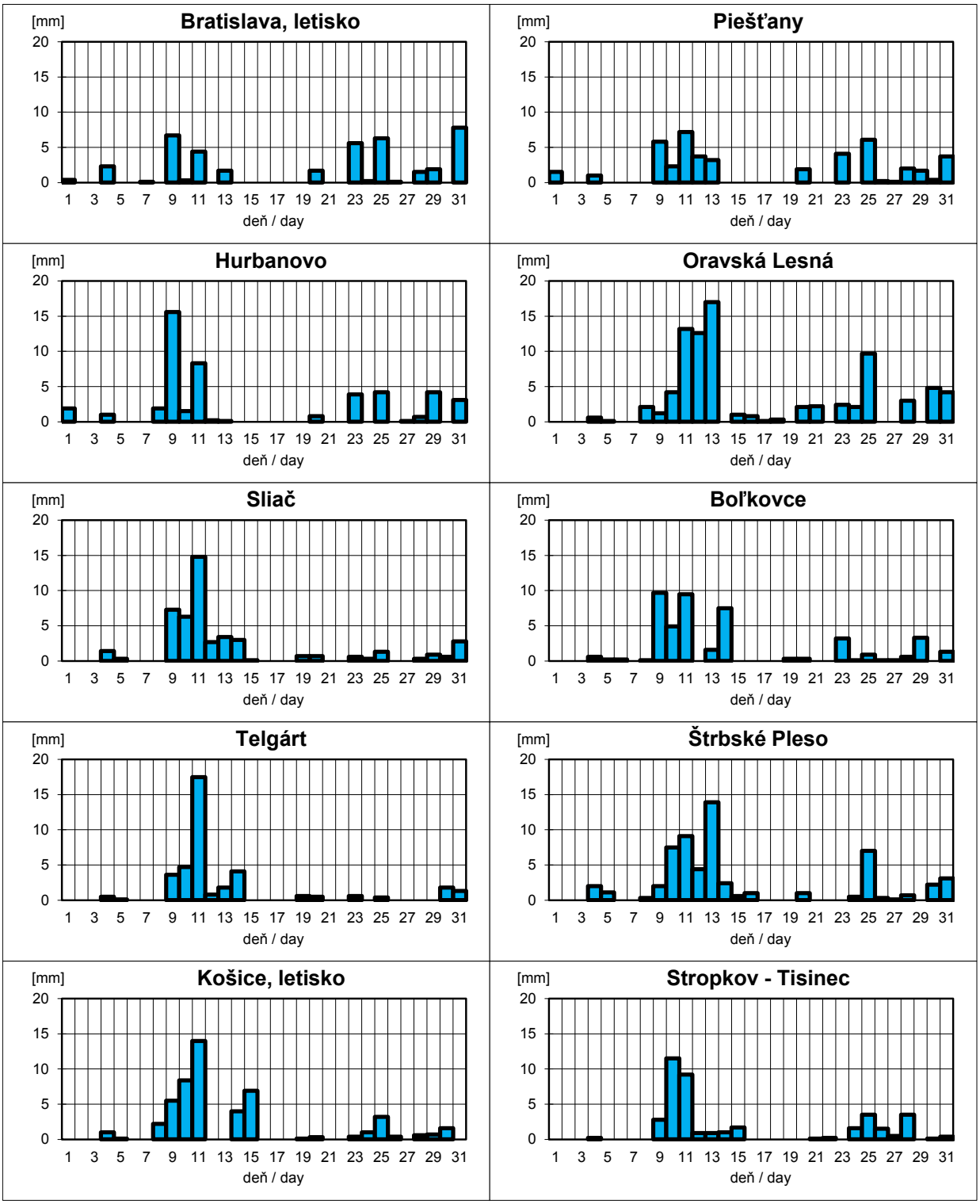

Odchýlky januárových atmosférických zrážok od normálu 1961-1990 v SR
Deviations of January precipitation from normal 1961-1990 in Slovakia

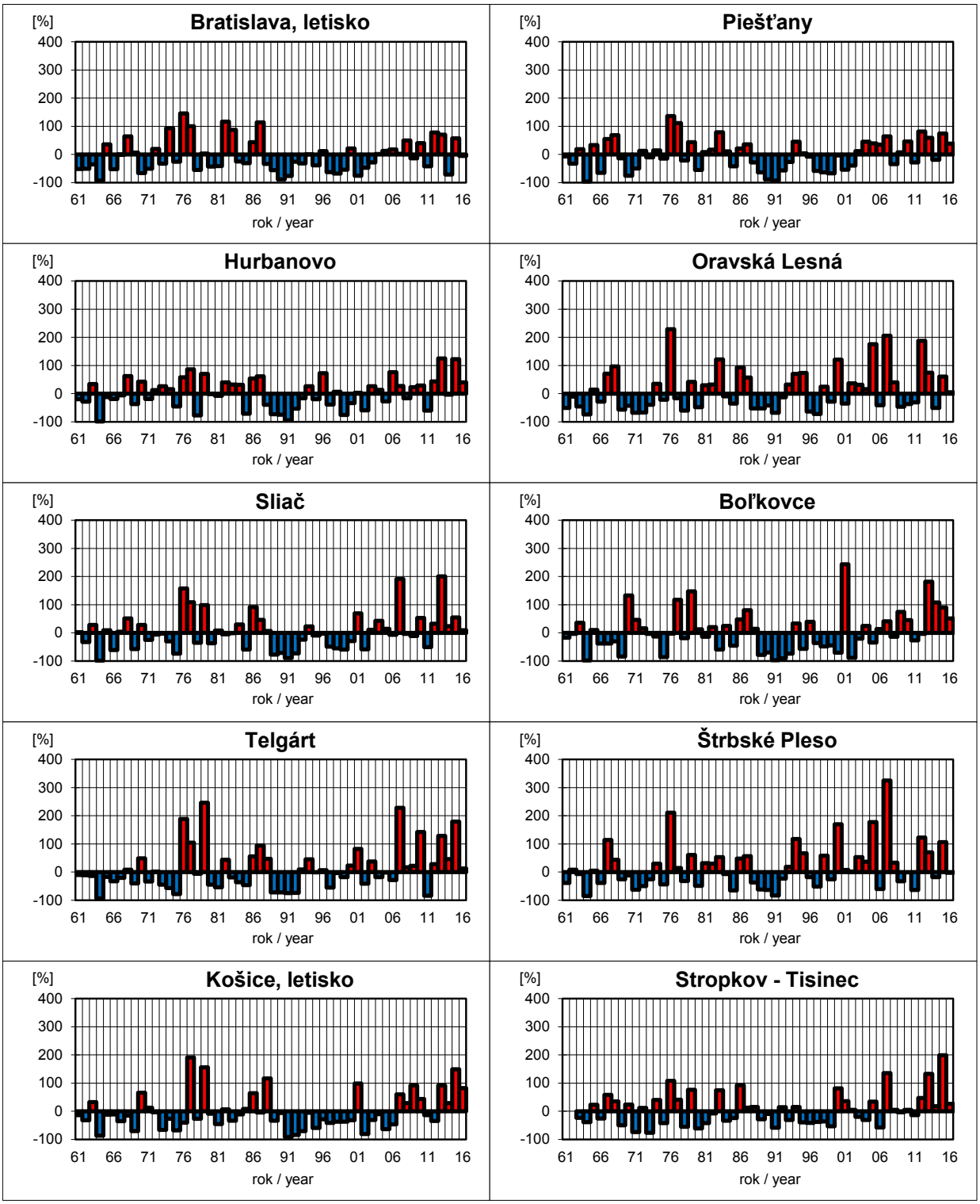

Poznámka / Note:

61 = rok/year 1961

01 = rok/year 2001

Trvanie skutočného a astronomického slnečného svitu na vybraných staniciach SR v 1/2016
Real and astronomical sunshine duration at selected stations of Slovakia during 1/2016

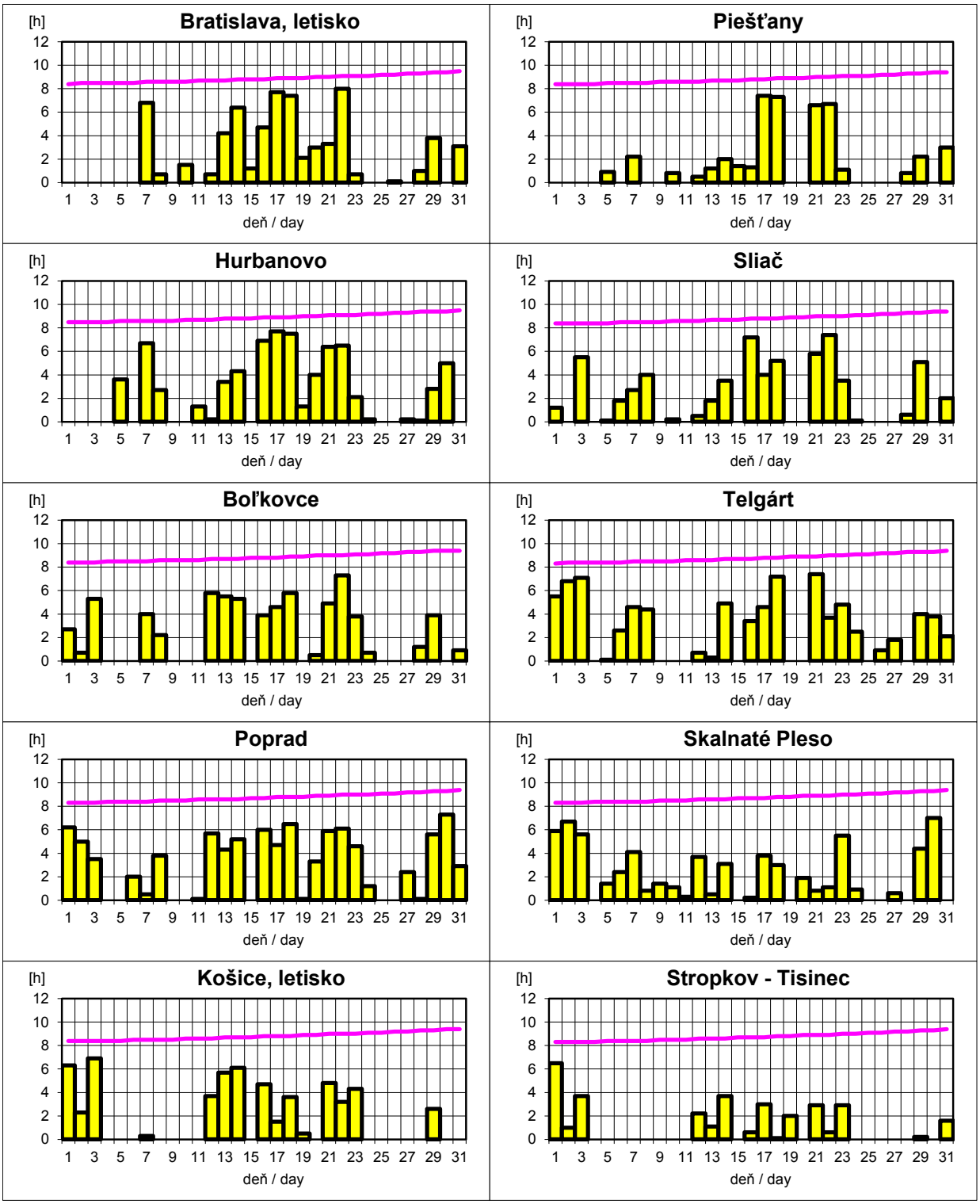

Legenda / Legend:

Čiara/Line: astronomické trvanie slnečného svitu/astronomical sunshine duration

Stĺpec/Column: skutočné trvanie slnečného svitu/real sunshine duration

Odchýlky januárového trvania slnečného svitu od normálu 1961-1990 v SR
Deviations of January sunshine duration from normal 1961-1990 in Slovakia

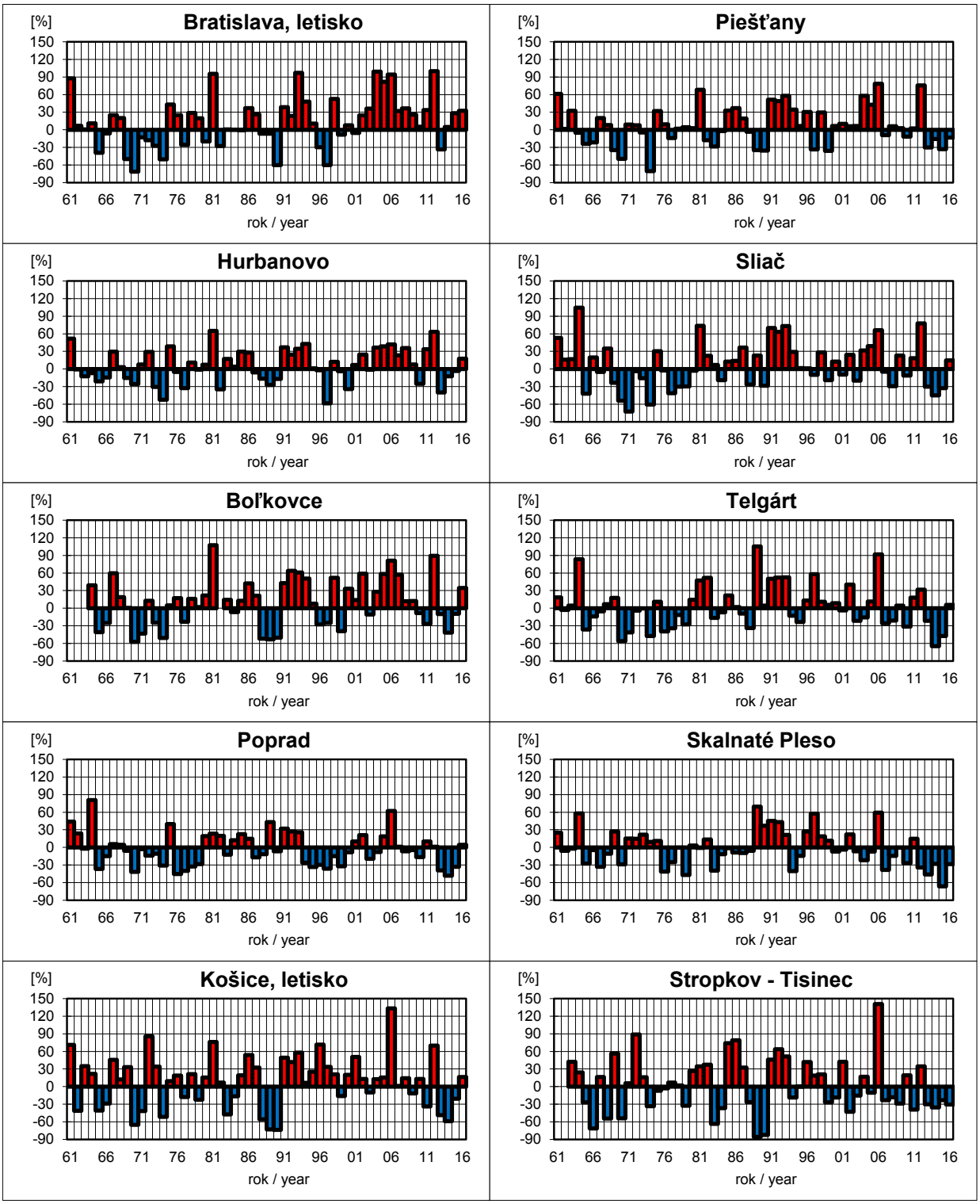

Poznámka / Note:

61 = rok/year 1961

01 = rok/year 2001

Tab. 1

Klimatologické zhodnotenie / Climatic review

Obdobie: január 2016 / Period: January 2016

			Teplota vzduchu / Air temperature								Zrážky / Precipitation					Tepl. pôdy / Soil Temp.			Sln. svit / Sunshine	
Stanica	Okres	N.V.	Tm	D	Amax	Deň	Amin	Deň	Tminz	Deň	RR	RR%	RRmax	Deň	0.1	TPm	Max	Min	SS	SS%
Station	District	Alt	Tm	D	Amax	Day	Amin	Day	Tminz	Day	RR	RR%	RRmax	Day	0.1	STm	Max	Min	SS	SS%
Bratislava, Koliba	BA	286	-0.6	1.4	13.1	28	-10.6	23	-18.8	22	53.8	122	9.0	25	19	1.1	3.0	0.2	74.7	136
Bratislava, letisko	BA	131	-0.4	1.0	10.3	12	-14.4	22	-16.1	22	41.0	95	7.8	31	15	0.4	4.5	-1.1	66.4	132
Piešťany	PN	163	-1.3	0.7	8.2	11	-15.6	23	-18.3	22	44.9	138	7.2	11	16	-	-	-	45.4	87
Nitra	NR	135	-0.7	-	8.5	12	-13.3	22	-14.6	22	38.1	-	8.8	11	18	-	-	-	54.8	-
Hurbanovo	KN	115	-0.4	1.1	10.0	30	-11.4	22	-16.1	22	47.5	140	15.6	9	15	0.3	3.9	-2.3	72.9	118
Dolný Hričov	ZA	309	-2.3	-	6.5	29	-16.7	23	-20.3	22	37.8	-	6.4	11	17	-1.3	2.5	-6.1	46.6	-
Čadca	CA	456	-3.0	0.7	6.8	11	-19.2	23	-22.0	23	50.7	82	8.9	25	21	-	-	-	-	-
Prievidza	PD	260	-1.4	-	10.0	30	-15.0	23	-17.4	23	46.0	121	15.6	11	17	0.2	2.2	-0.6	47.0	-
Oravská Lesná	NO	780	-4.5	1.1	8.3	30	-24.2	23	-26.0	23	83.7	105	17.0	13	20	-	-	-	36.7	-
Dudince	KA	139	-1.6	-	7.9	12	-14.1	22	-16.0	22	50.1	-	13.0	11	14	-	-	-	58.5	-
Sliač	ZV	313	-3.4	0.5	7.1	28	-17.9	23	-20.3	23	47.5	109	14.8	11	18	-	-	-	62.2	115
Chopok	LM	2005	-9.0	0.0	1.8	27	-19.7	19	-	-	64.1	90	13.0	11	25	-	-	-	74.8	95
Liesek	TS	692	-3.8	-	9.5	30	-17.9	4	-19.6	4	24.5	-	4.9	10	22	-0.5	0.0	-2.2	67.0	-
Boľkovce	LC	214	-3.0	0.4	9.7	12	-17.2	23	-18.2	23	44.5	151	9.7	9	19	-0.4	0.3	-3.0	69.0	134
Telgárt	BR	901	-5.3	0.1	6.9	28	-17.6	3	-20.2	23	38.3	113	17.5	11	14	-	-	-	83.2	106
Lomnický štít	PP	2635	-12.0	-0.8	-0.5	26	-22.3	21	-	-	131.9	140	28.1	11	24	-	-	-	111.3	93
Štrbské Pleso	PP	1322	-6.0	-	7.5	30	-18.7	19	-22.6	19	59.2	97	13.9	13	19	-	-	-	-	-
Poprad	PP	694	-4.8	0.2	11.2	30	-20.3	23	-22.0	23	21.6	94	5.4	11	13	-	-	-	93.0	104
Spišské Vlachy	SN	380	-4.1	-	8.9	29	-19.8	4	-20.4	4	17.1	95	6.4	11	10	-1.9	-0.2	-6.5	-	-
Košice, letisko	KE	230	-2.9	0.6	8.0	13	-15.2	23	-17.4	2	50.4	182	14.0	11	17	-0.5	0.1	-3.7	56.5	116
Stropkov - Tisinec	SP	216	-3.2	0.8	7.7	12	-18.6	4	-19.4	4	39.6	127	11.5	10	17	-0.1	0.3	-1.4	32.1	70
Medzilaborce	ML	305	-3.4	1.2	7.0	12	-18.4	23	-19.8	23	41.0	82	13.6	12	14	-1.5	0.0	-7.4	-	-
Milhostov	TV	105	-2.5	0.9	10.4	12	-15.6	4	-17.8	4	41.0	137	12.3	11	13	-0.6	0.2	-2.7	34.2	84
Kamenica n/Cirochou	HE	176	-2.6	1.0	9.4	12	-18.1	4	-20.8	4	40.3	115	16.9	11	14	-	-	-	22.2	46

Legenda:

N.V. - nadmorská výška [m n.m.]
Tm - mesačná teplota [°C]
D - odchýlka od normálu 1961-1990 [°C]
Amax - absolútne max. teploty [°C]
Deň - deň v mesiaci
Amin - absolútne min. teploty [°C]
Tminz - prízemná min. teplota [°C]

RR - mesačný úhrn zrážok [mm]
RR% - percento normálu 1961-1990
RRmax - max. denný úhrn zrážok [mm]
0.1 - počet dní 0.1 mm a viac
TPm - mesačná teplota pôdy 5 cm [°C]
Max - absolútne max. teploty pôdy [°C]
Min - absolútne min. teploty pôdy [°C]
SS - trvanie slnečného svitu [h]
SS% - percento normálu 1961-1990

Legend:

Alt - altitude [m a.s.l.]
Tm - mean air temperature [°C]
D - deviation from normal 1961-1990 [°C]
Amax - maximum of air temperature [°C]
Day - day of occurrence
Amin - minimum of air temperature [°C]
Tminz - grass temperature [°C]

RR - monthly precipitation total [mm]
RR% - percentage of normal 1961-1990
RRmax - maximum of daily precipitation [m
0.1 - number of precipitation days >=0.1 m
STm - mean soil temperature 5 cm [°C]
Max - maximum of soil temperature [°C]
Min - minimum of soil temperature [°C]
SS - monthly sunshine duration [h]
SS% - percentage of normal 1961-1990

Tab. 2

Prehľad klimatologických charakteristík / Climatic review

Obdobie: január 2016 / Period: January 2016

Stanica Station	Priemerná hodnota Mean value		Počet dní / Calculus of days										
													Sneženie
	$(1/n)\sum(T_{max})$	$(1/n)\sum(T_{min})$	$T_{min}<0°C$	$T_{max}<0°C$	$T_{mean}\geq0°C$	$T_{mean}\geq5°C$	$T_{mean}\geq10°C$	$T_{mean}\leq13°C$	N<20%	N>80%	P≥0.1mm	P≥5mm	Snowfall
Bratislava, letisko	2.1	-3.8	24	11	15	4	0	31	1	20	15	4	11
Piešťany	1.3	-4.6	26	15	14	1	0	31	3	20	16	3	7
Hurbanovo	2.8	-3.6	21	7	14	4	0	31	3	13	15	2	6
Oravská Lesná	-0.7	-8.5	28	19	9	0	0	31	2	18	20	4	15
Sliač	-0.1	-7.1	26	16	10	0	0	31	3	14	18	3	12
Boľkovce	0.9	-6.4	26	13	10	0	0	31	2	12	19	3	12
Telgárt	-1.7	-8.7	30	17	6	0	0	29	3	11	14	1	19
Chopok	-6.4	-11.2	31	27	1	0	0	31	4	16	25	3	24
Košice, letisko	-0.2	-5.9	28	15	10	0	0	31	1	17	17	4	15
Stropkov - Tisinec	-0.4	-5.8	27	16	10	0	0	31	3	19	17	2	19
Štrbské Pleso	-2.3	-9.2	30	20	5	0	0	31	1	14	19	4	23
Poprad	-0.1	-9.1	29	16	10	0	0	31	1	11	13	2	20

Legenda:

(1/n)∑(Tmax) - priemer denných maximálnych teplôt vzduchu [°C]

(1/n)∑(Tmin) - priemer denných minimálnych teplôt vzduchu [°C]

Tmin<0°C - mrazový deň

Tmax<0°C - ľadový deň

$T_{mean}\leq13°C$ - vykurovací deň

N<20% - priemerné pokrytie oblohy oblakmi [N] menej ako 20% - jasné dni

N>80% - priemerné pokrytie oblohy oblakmi [N] viac ako 80% - zamračené dni

P ≥ 0.1mm - denný úhrn atmosférických zrážok ≥ 0.1 mm

P ≥ 5mm - denný úhrn atmosférických zrážok ≥ 5 mm

x - nekompletné pozorovanie

Legend:

(1/n)∑(Tmax) - mean daily maximum air temperature [°C]

(1/n)∑(Tmin) - mean daily minimum air temperature [°C]

Tmin<0°C - frost day

Tmax<0°C - ice day

$T_{mean}\leq13°C$ - heating day

N<20% - daily mean cloudiness less than 20%

N>80% - daily mean cloudiness more than 80%

P ≥ 0.1mm - daily precipitation total ≥ 0.1 mm

P ≥ 5mm - daily precipitation total ≥ 5 mm

x - not complete

Absolútne mesačné (január 2016) minimum teploty vzduchu [°C] na Slovensku
Absolute Monthly (January 2016) Minimum Air Temperature [°C] In Slovakia

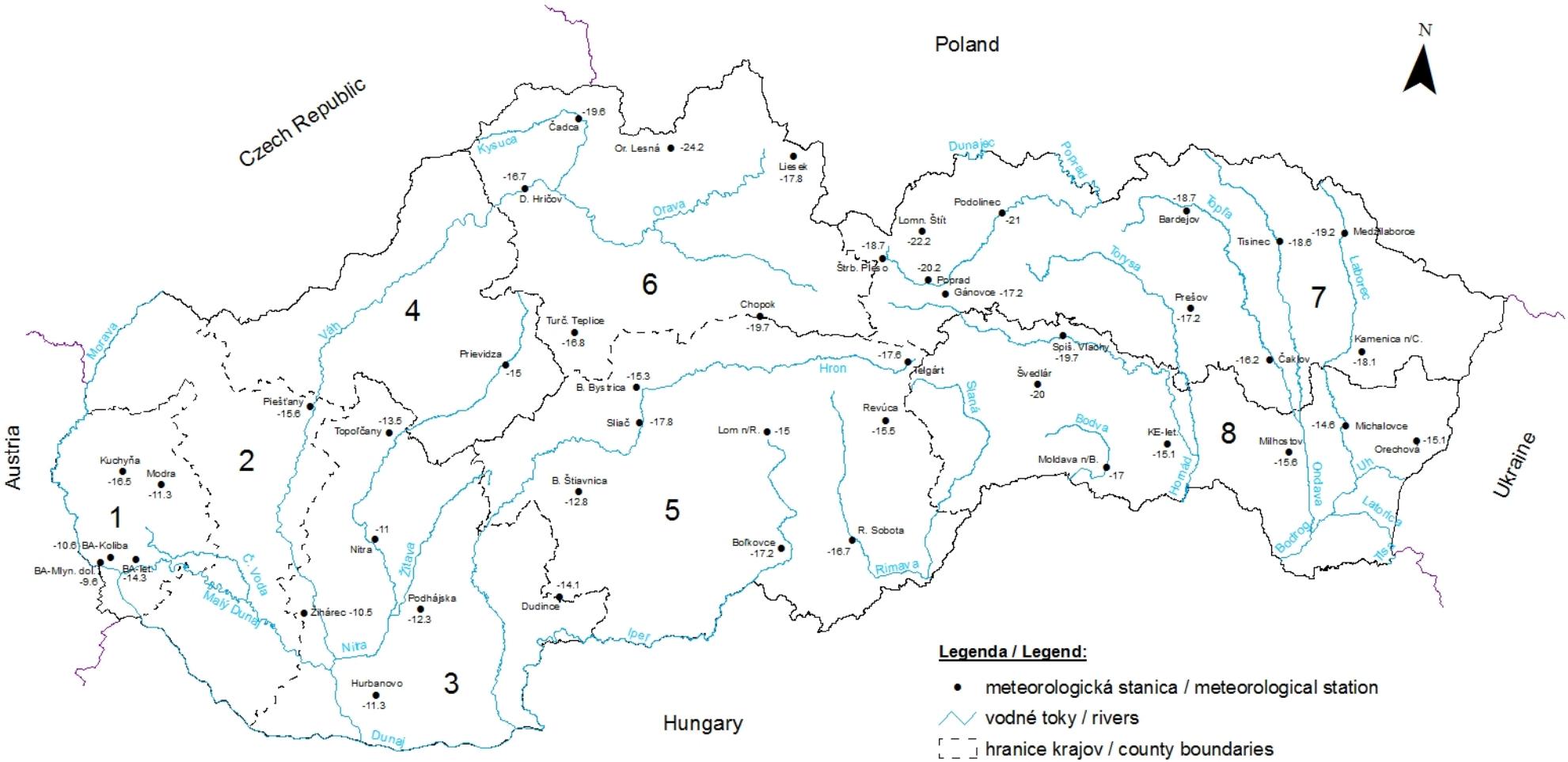

Absolútne mesačné (január 2016) maximum teploty vzduchu [°C] na Slovensku
Absolute Monthly (January 2016) Maximum Air Temperature [°C] In Slovakia

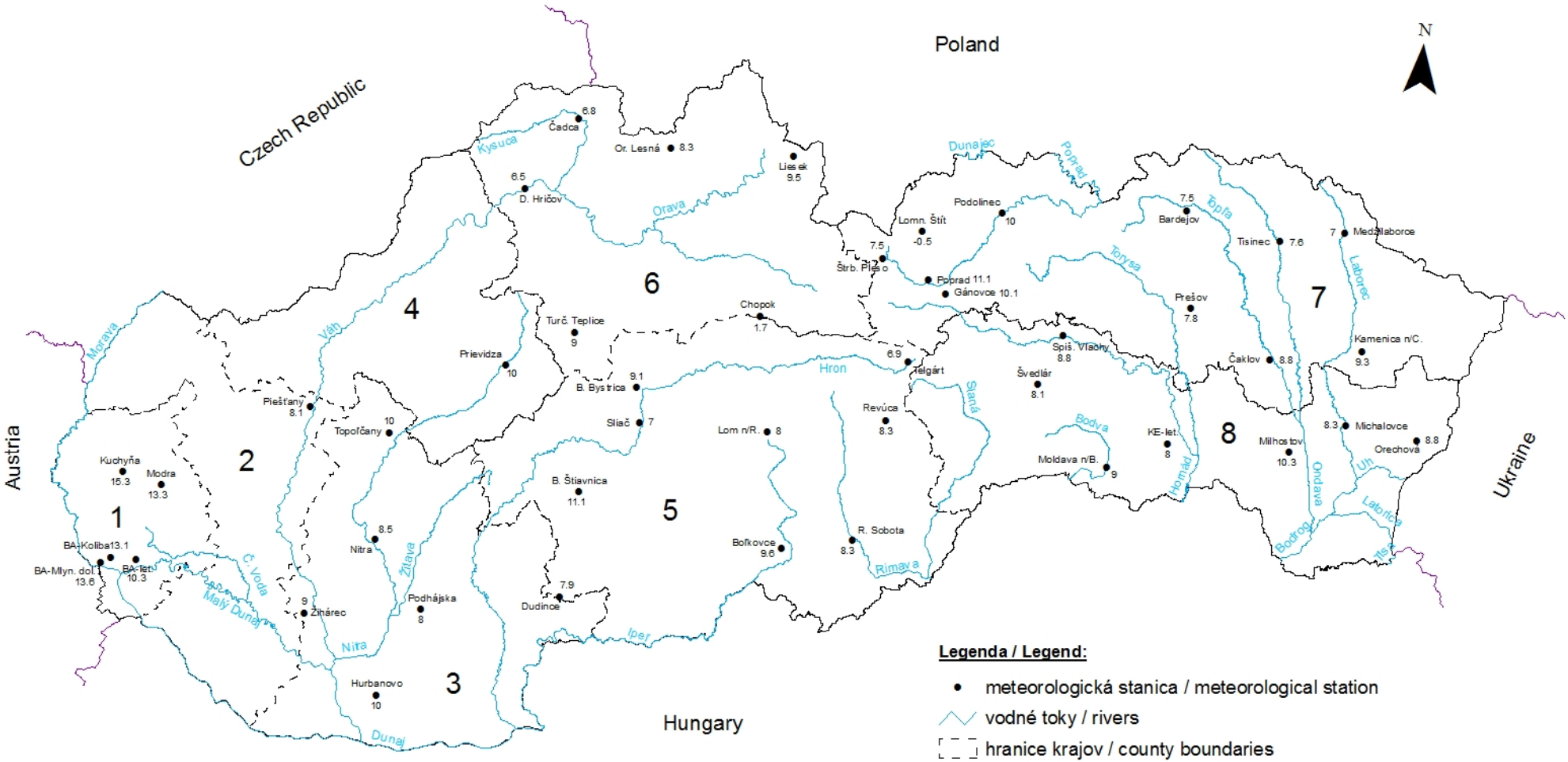

Tab. 3

Rádiosondážne výškové merania zo stanice Poprad-Gánovce
Upper Air Data from Poprad-Gánovce

Január / January 2016, 12 UTC

Deň / Day

HL / LV	1	2	3	4	5	6	7	8	9	10	11	12	13	14	15	16	17	18	19	20	21	22	23	24	25	26	27	28	29	30	31	Avg	Norm
TV / AT																																	
30		-57	-60	-63	-64	-64	-64	-64	-54	-55	-50	-48	-52	-57	-57	-46	-48	-39	-41	-38	-48	-47	-47	-47	-57	-62	-65	-63	-65	-63	-59	-55	-62
100	-56	-54	-54	-56	-58	-58	-56	-61	-58	-57	-60	-57	-58	-57	-55	-51	-53	-60	-58	-58	-54	-53	-57	-58	-59	-59	-61	-62	-59	-61	-65	-58	-58
200	-59	-55	-56	-54	-50	-49	-55	-54	-59	-59	-62	-56	-58	-56	-57	-53	-53	-54	-59	-60	-55	-54	-59	-55	-65	-67	-66	-65	-55	-66	-67	-58	-59
300	-50	-51	-54	-53	-49	-53	-55	-49	-50	-52	-53	-57	-59	-53	-53	-52	-55	-53	-57	-56	-51	-53	-51	-54	-49	-48	-45	-45	-50	-50	-49	-52	-52
400	-38	-36	-37	-36	-41	-42	-40	-35	-34	-34	-36	-45	-45	-46	-43	-49	-45	-47	-46	-46	-47	-42	-38	-40	-33	-32	-29	-30	-38	-33	-36	-39	-38
500	-26	-27	-27	-27	-30	-28	-27	-25	-23	-22	-22	-31	-33	-35	-31	-36	-37	-38	-33	-33	-41	-33	-27	-27	-23	-21	-16	-19	-26	-21	-25	-28	-27
700	-10	-15	-13	-12	-11	-11	-9	-14	-8	-4	-6	-11	-15	-16	-14	-19	-19	-20	-20	-19	-21	-22	-14	-10	-7	-2	-3	-3	-9	-3	-16	-12	-11
850	-8	-11	-11	-9	-4	-2	-5	-3	-1	0	2	-1	-4	-6	-5	-8	-14	-12	-14	-12	-13	-13	-9	-6	-3	5	6	6	-3	3	-4	-5	-5
Pov / Sur	-4	-8	-9	-10	-7	-4	0	0	-6	0	1	3	2	-1	0	0	-6	-4	-6	-3	-6	-3	-5	-5	-6	2	0	9	5	5	1	-2	-3
SV / WD																																	
30		25	26	28	28	26	27	28	26	25	26	25	27	26	26	27	25	26	26	27	27	29	29	28	30	31	30	31	27	24	24		
100		31	28	29	30	26	29	30	27	26	26	25	27	28	26	26	25	28	28	28	31	32	31	31	34	33	31	28	28	28	28		
200	33	32	29	28	27	25	29	30	28	26	27	26	29	30	25	26	26	32	30	29	32	34	34	34	36	30	30	27	31	24	27		
300	34	32	29	25	27	24	23	29	28	22	28	26	25	30	23	25	20	34	31	29	32	35	36	35	1	31	31	26	31	24	27		
400	34	32	29	27	27	25	22	29	29	22	28	26	23	30	23	26	22	26	30	29	33	35	35	35	36	31	31	26	32	26	28		
500	34	33	31	20	27	24	22	28	28	23	25	26	26	29	24	33	6	36	31	29	33	35	34	35	35	32	30	27	29	25	27		
700	34	34	36	23	29	25	35	30	24	24	24	28	30	28	25	34	4	30	32	29	36	32	31	36	32	32	29	30	30	24	30		
850	8	18	11	26	27	28	1	28	19	27	24	27	28	21	28	30	5	3	25	26	27	0	27	29	27	27	29	29	28	24	28		
Pov / Sur	5	14	19	15	16	7	5	27	15	0	14	28	29	31	0	8	6	34	14	28	0	26	13	0	15	23	17	28	15	15	27		
RV / WS																																	
30		23	27	29	36	38	35	39	34	37	48	53	49	46	40	29	37	41	49	49	42	35	30	30	28	23	23	27	20	52	62	37	26
100		15	15	21	21	25	20	45	29	20	51	40	36	32	31	29	27	27	28	33	34	28	20	23	19	22	16	21	25	19	36	27	17
200	25	29	17	23	25	25	14	46	41	23	41	27	23	42	34	27	17	12	17	29	27	29	24	30	48	35	36	35	20	18	36	28	20
300	25	43	28	17	19	32	10	36	44	29	41	26	11	46	24	21	22	11	22	28	29	37	39	46	46	24	28	26	24	15	35	29	23
400	21	39	23	11	8	32	13	33	43	22	30	18	13	23	36	3	14	3	18	27	23	29	30	37	36	18	28	25	27	19	35	24	20
500	19	25	16	7	14	22	6	34	24	15	26	15	18	15	22	6	2	3	14	23	11	28	21	30	26	16	23	18	23	15	36	19	16
700	16	10	3	8	14	8	4	17	9	13	21	21	12	8	7	10	9	5	4	15	9	9	7	22	15	14	23	20	16	19	24	13	12
850	1	2	4	5	14	4	8	11	6	5	10	17	15	8	9	2	11	8	4	6	5	2	7	3	14	9	15	22	10	15	12	9	8
Pov / Sur	1	3	1	7	4	2	9	10	1	0	3	8	8	5	0	2	4	4	2	3	0	1	3	0	2	2	3	12	2	5	7	4	4
CAO / TAO																																	
DP / DA	318	352	364	326	318	321	384	319	326	356	365	424	411	344	365	427	434	421	431	439	438	385	374	390	361	346	308	294	313	288	393	366	341
Odch / Dev	-2	8	11	-1	-4	-3	16	-4	-2	6	9	26	22	1	7	25	27	22	25	27	26	11	7	11	3	-2	-13	-17	-12	-19	10	7	

Legenda/Legend:

HL / LV - Hladina / Level [hPa]
TV / AT - Teplota vzduchu / Air Temperature [°C]
SV / WD - Smer vetra / Wind Direction [deg/10]
RV / WS - Rýchlosť vetra / Wind Speed [m/s]
DP / DA - Denný priemer / Daily Average
Odch / Dev - Odchýlka od normálu / Deviation from Normal [%]
CAO / TAO - Celkový atmosférický ozón [D.J.] / Total Atmospheric Ozone [D.U.]
Pov / Sur - Povrch / Surface

Teplota vzduchu a rýchlosť vetra v izobarických hladinách v oblasti Nízkych a Vysokých Tatier
a celkový atmosférický ozón v 12 UTC, Január 2016
Upper Air Data (Air Temperature, Wind Speed, Total Atm. Ozone), January 2016, 12 UTC

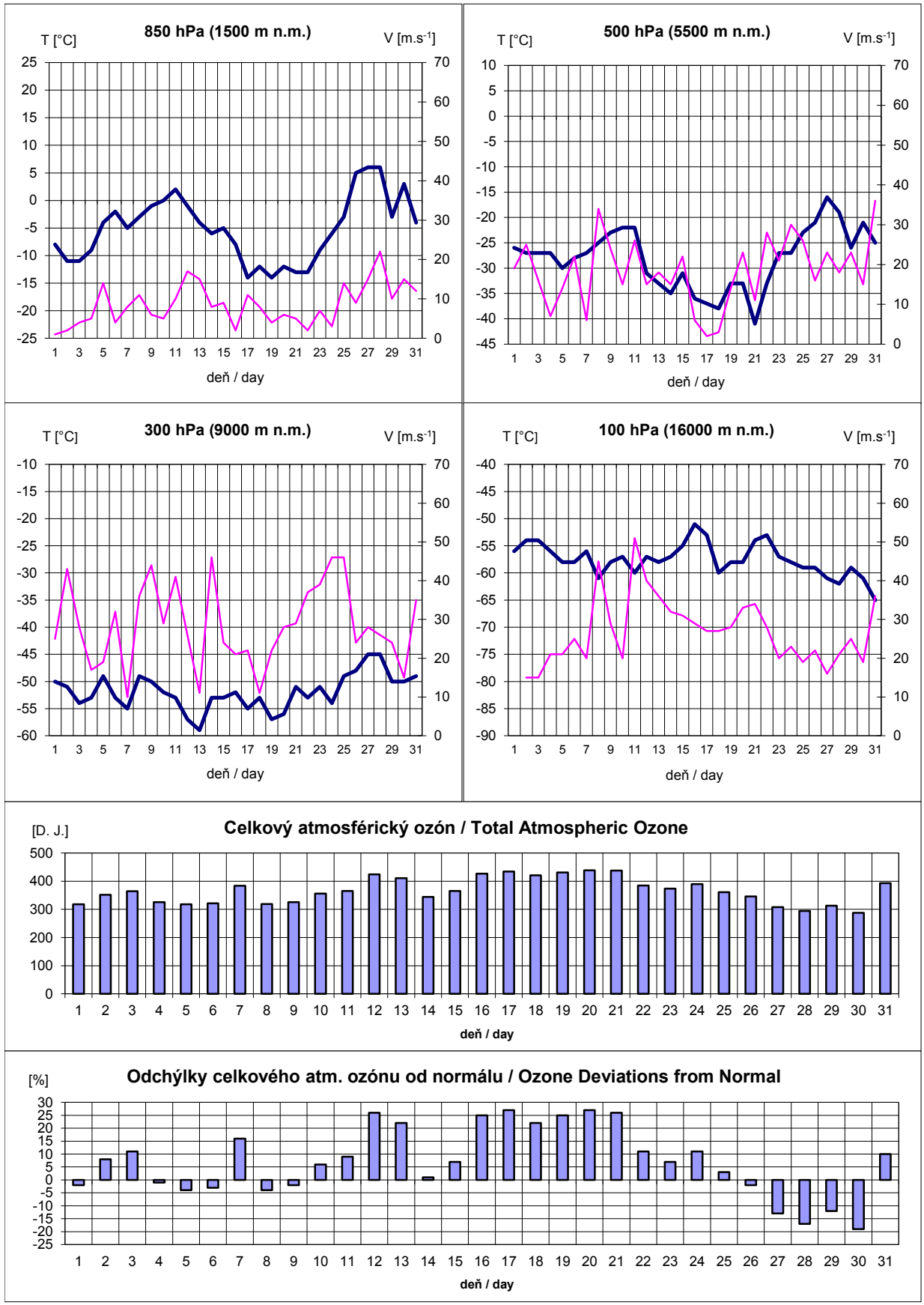

Legenda / Legend:

Čiary / Lines: **hrubá / thick** - teplota vzduchu, **tenká / thin** - rýchlosť vetra

Obrázky / Figures: **voľné miesto / Free Space** - missing values

Priemerná denná rýchlosť vetra na vybraných staniciach SR za 1/2016
Daily means of wind speed at selected stations of Slovakia during 1/2016

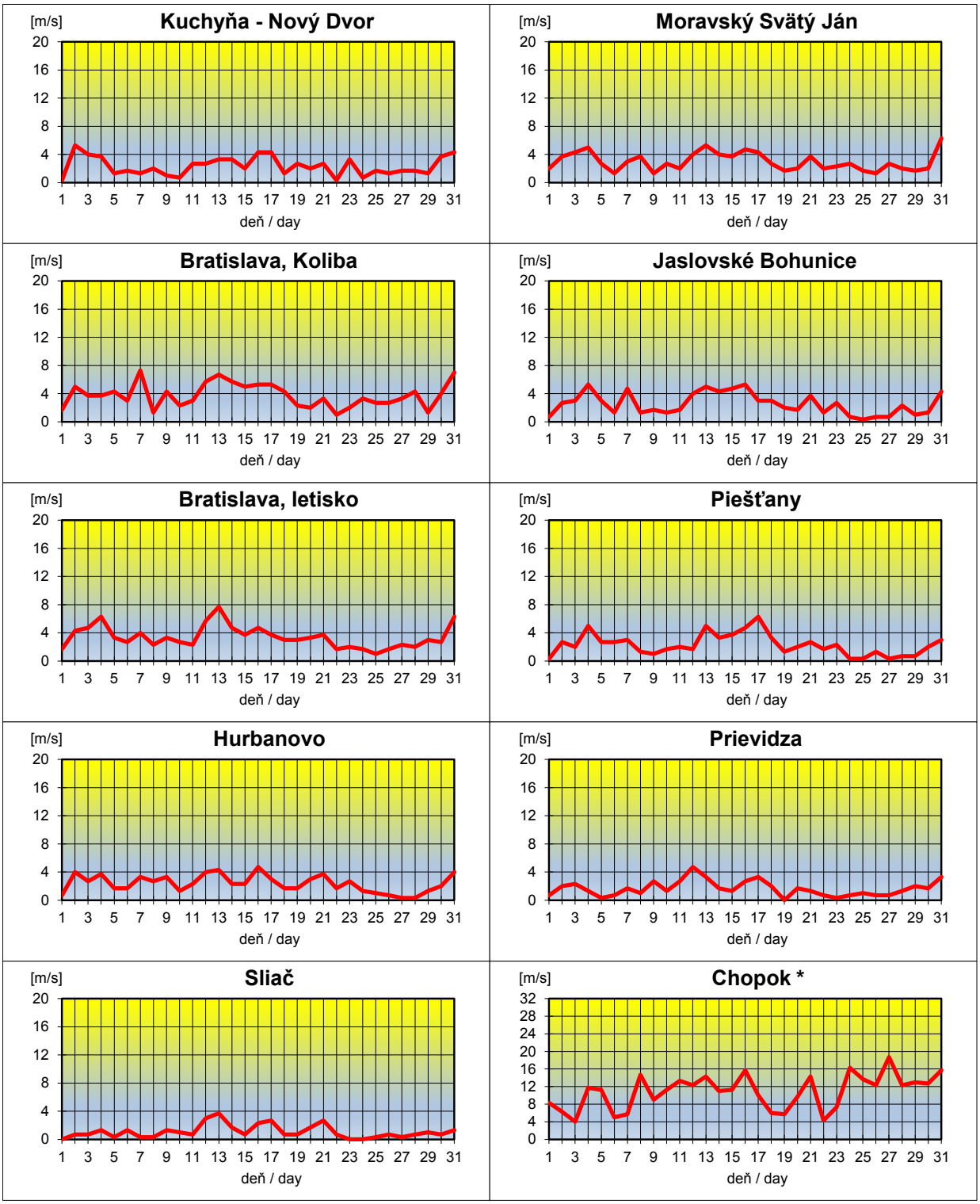

Legenda / Legend:

* Chopok - osobitná mierka/individual scale

Priemerná denná rýchlosť vetra na vybraných staniciach SR za 1/2016
Daily means of wind speed at selected stations of Slovakia during 1/2016

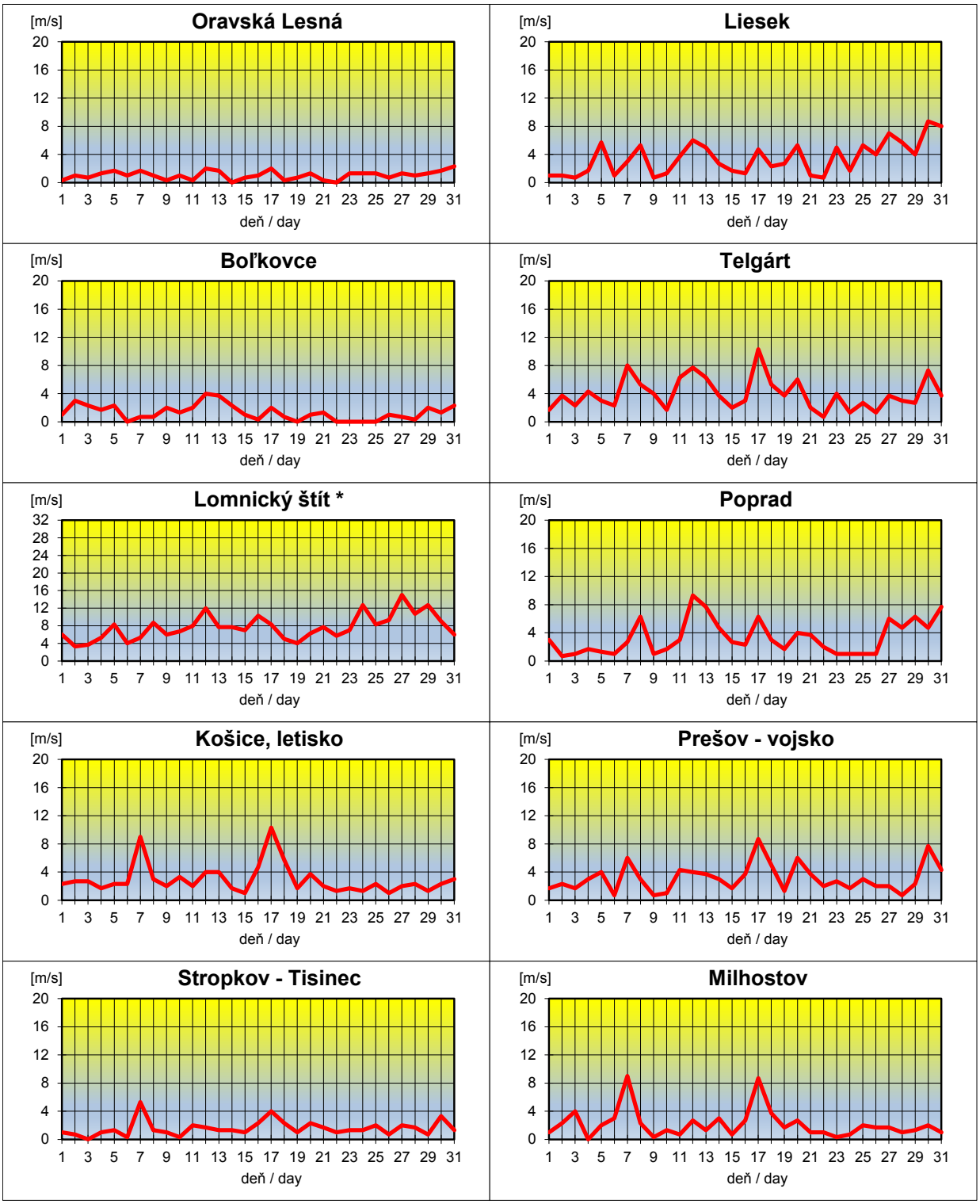

Legenda / Legend:

* Lomnický štít - osobitná mierka/individual scale

Priemerná hodinová rýchlosť a náraz vetra na vybraných AS SR za 1/2016
Hourly means of wind speed and wind gusts at selected AWS of Slovakia during 1/2016

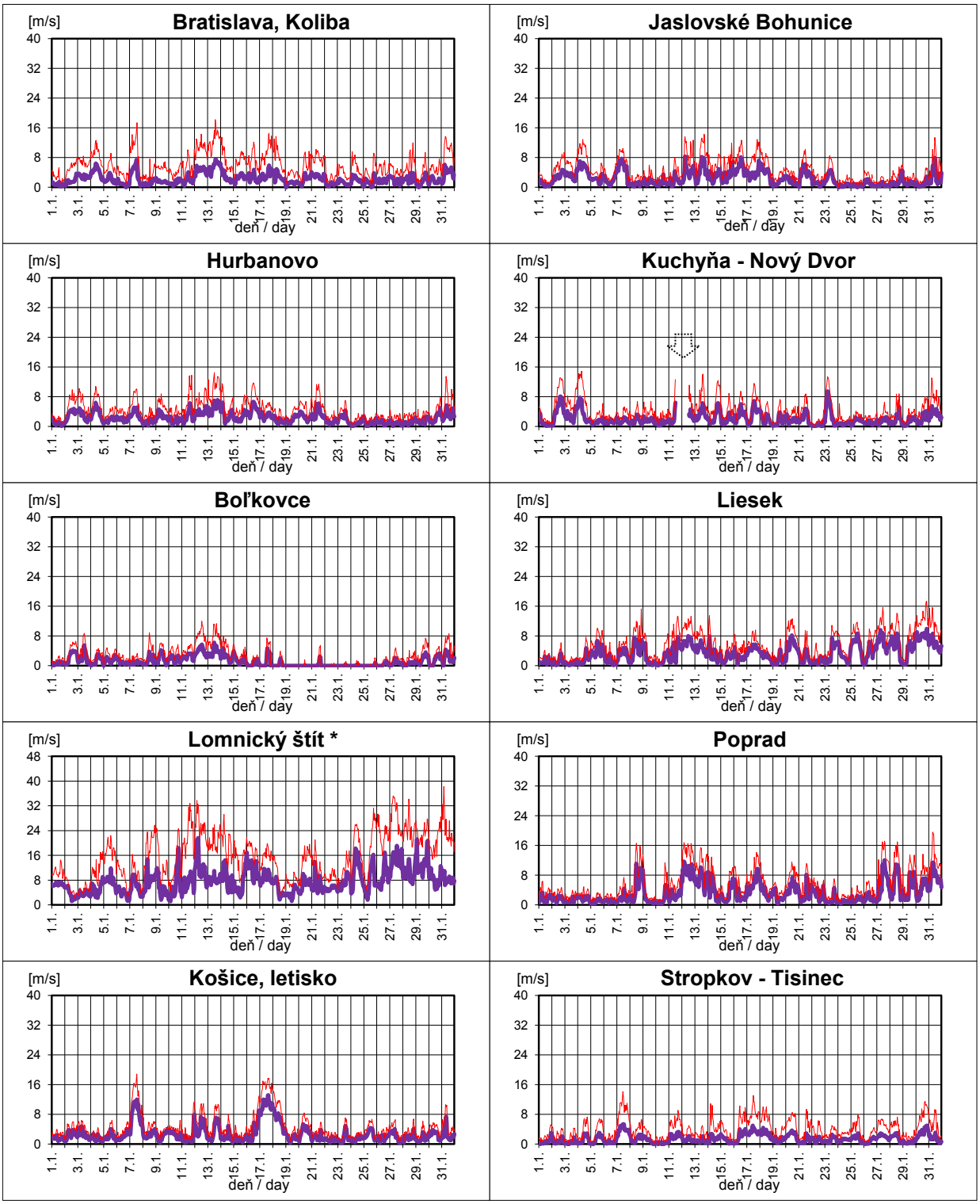

Legenda / Legend:

Čiary/Lines: **hrubá/thick** - priem. hod. rýchlosť vetra, **tenká/thin** - max. náraz vetra

AS - automatická stanica/automatic weather station (AWS)

* Lomnický štít - osobitná mierka/individual scale

Šípky/Arrows (Kuchyňa) - chýbajúce údaje/missing data

Priebeh tlaku vzduchu (hodinové 1/2016 a denné 1961-90 hodnoty) v Bratislave na letisku
Course of (hourly 1/2016 and daily 1961-90) means of air pressure in Bratislava, airport

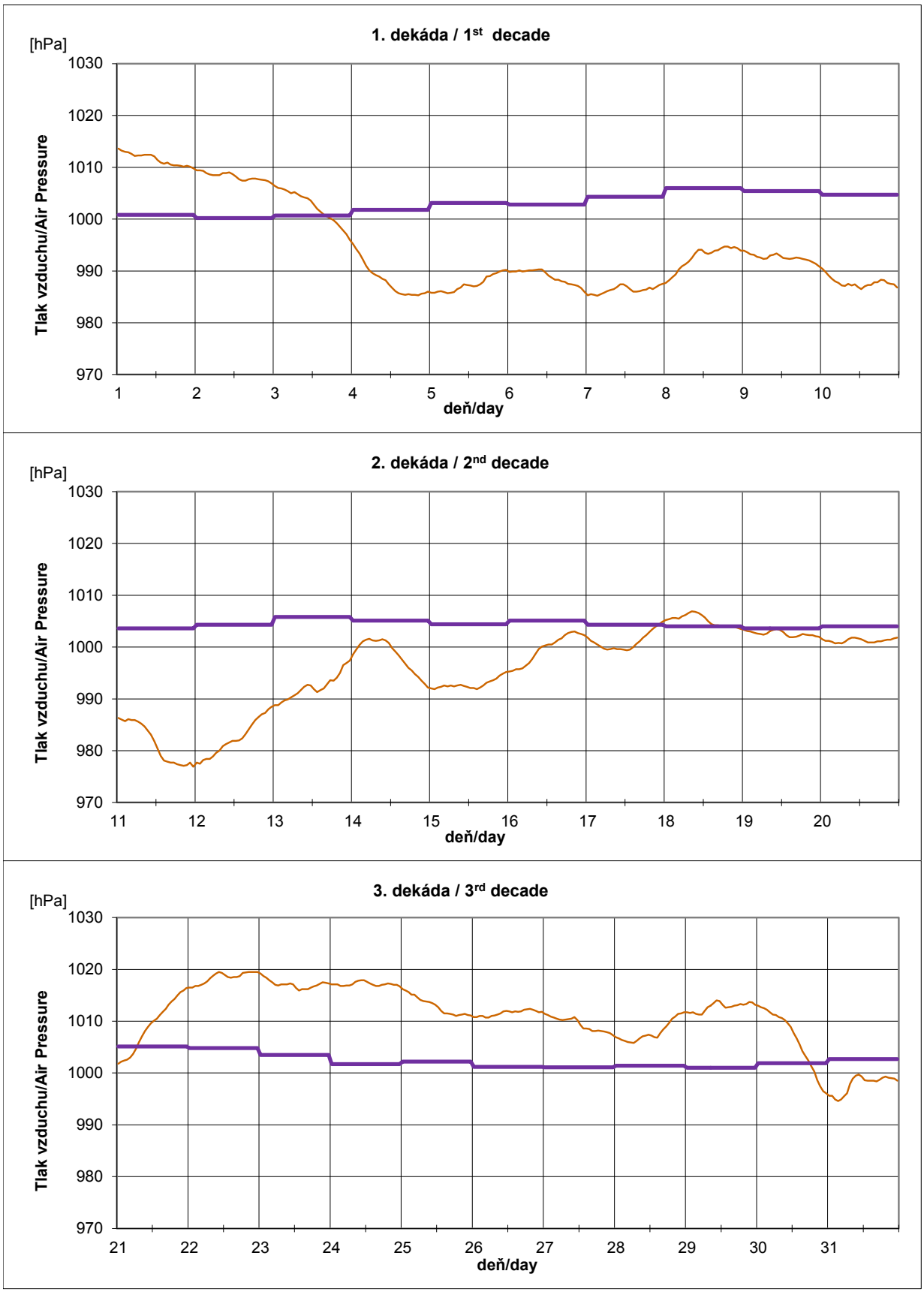

Legenda / Legend:

Čiary / lines:

- **denný priemer** tlaku vzduchu / **daily mean** of air pressure (1961-1990)
- **hodinový priemer** tlaku vzduchu / **hourly mean** of air pressure (1961-1990)

Klimatologický prehľad / Climate review

Január 2016 bol na väčšine územia Slovenska teplotne normálny s teplotnými odchýlkami od -0,8 °C (Lomnický štít) do +1,4 °C (Bratislava, Koliba). Relatívne chladnejší bol január vo vysokých horských polohách Slovenska s odchýlkami od -0,8 °C (Lomnický štít) do 0,0 °C (Chopok). Absolútne najnižšia priemerná mesačná teplota vzduchu, okrem vysokých horských polôh, bola zaznamenaná v Telgárte (-5,3 °C), najvyššia v Hurbanove a aj v Bratislave na letisku (-0,4 °C). Vo vysokých horských polohách dosiahla priemerná mesačná teplota vzduchu v januári hodnoty od -12,0 °C (Lomnický štít) do -9,0 °C (Chopok). Absolútne teplotné minimum namerali v Oravskej Lesnej (-24,2 °C, dňa 23. 1.), najvyššie maximum v Bratislave na Kolibe (13,1 °C, dňa 28. 1.).

Priemerná relatívna vlhkosť vzduchu o 14. h sa na väčšine územia Slovenska pohybovala okolo normálu: Bratislava +1 %, Piešťany +1 %, Hurbanovo 0 %, Oravská Lesná +1 %, Sliač 0 %, Telgárt +1 %, Štrbské Pleso +5 %, Košice 0 %, Stropkov-Tisinec -2 %.

Suma trvania slnečného svitu bola v januári rozdielna v závislosti od inverzných situácií a dosahovala od 46 % (Kamenica n/Cirochou) do 136 % (Bratislava, Koliba) normálu.

Najsilnejšie nárazy vetra s maximálnou rýchlosťou 50 až 70 km/h (v horských polohách aj vyššou) sme pozorovali v dňoch 8. 1. a 13. 1., pričom uvedené rýchlosti vetra sú iba orientačné a nemusia zodpovedať maximálnym rýchlostiam vetra v konkrétnych lokalitách územia SR.

Január 2016 bol na Slovensku zrážkovo prevažne normálny, iba na niektorých miestach, napríklad na juhovýchodných svahoch Kremnických vrchov a na južných svahoch Vihorlatu mohol byť zrážkovo nadnormálny. Mesačné úhrny atmosférických zrážok sa pohybovali väčšinou od približne 15 mm, na niektorých miestach Spiša a v kotlinách okolo Braniska, do viac ako 100 mm v Kremnických vrchoch, vo Vihorlate a vo vysokých polohách Tatier. Priestorový úhrn atmosférických zrážok pre celé územie Slovenska dosiahol 51 mm, čo predstavuje 111 % normálu a prebytok zrážok 5 mm.

Zaujímavosti mesiaca / Curiosity of the month

Metodika spracovania máp jednotlivých meteorologických prvkov z pohľadu významnosti.

V hodnotení mesiaca sme vychádzali z pozorovacieho materiálu klimatologických staníc za mesiac a obdobie od roku 1961. Pre kvalitatívne hodnotenie sme použili 2 metodiky: jednu metodiku pre aktuálne atmosférické zrážky ako percento normálu (1961-1990) a druhú, uvažujúcu porovnanie aktuálnej hodnoty (mesiac, rok) s kompletným radom pozorovania 1961-2015. Výsledky štatistického zistenia sú zobrazené v mapách jednotlivo osobitne pre rôzne meteorologické prvky a ich charakteristiky.

Hodnotenie za január 2016 bolo vypracované k dátumu 15.02.2016.

Hodnotenie meteorologických prvkov a ich charakteristík od roku 1961 / Evaluation of meteorological element since 1961
Teplota vzduchu (mesačný priemer denných teplôt vzduchu) za január 2016
Air temperature (monthly mean), January 2016

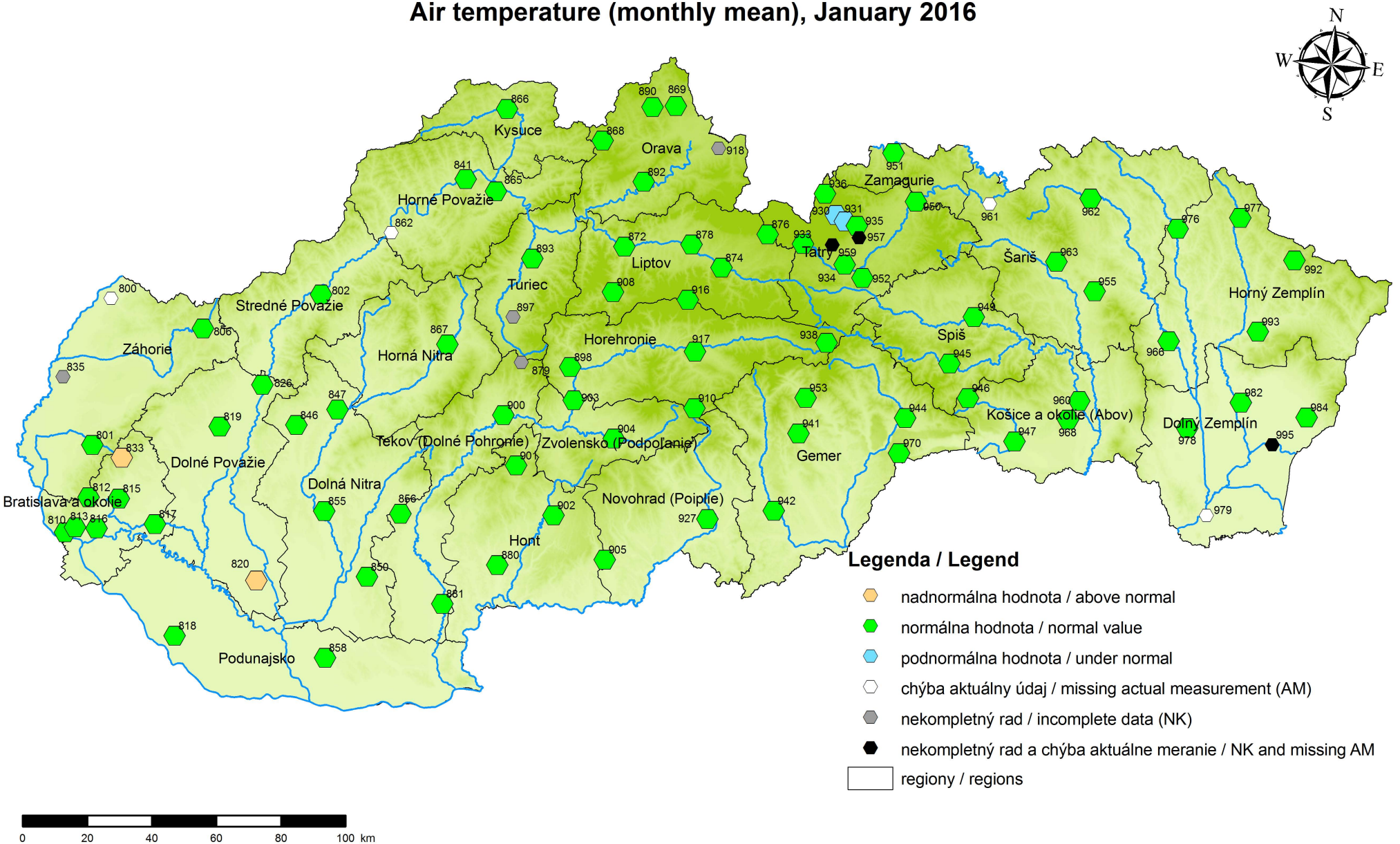

Hodnotenie meteorologických prvkov a ich charakteristík od roku 1961 / Evaluation of meteorological element since 1961
Maximálna teplota vzduchu (mesačný priemer) za január 2016
Maximum air temperature (monthly mean), January 2016

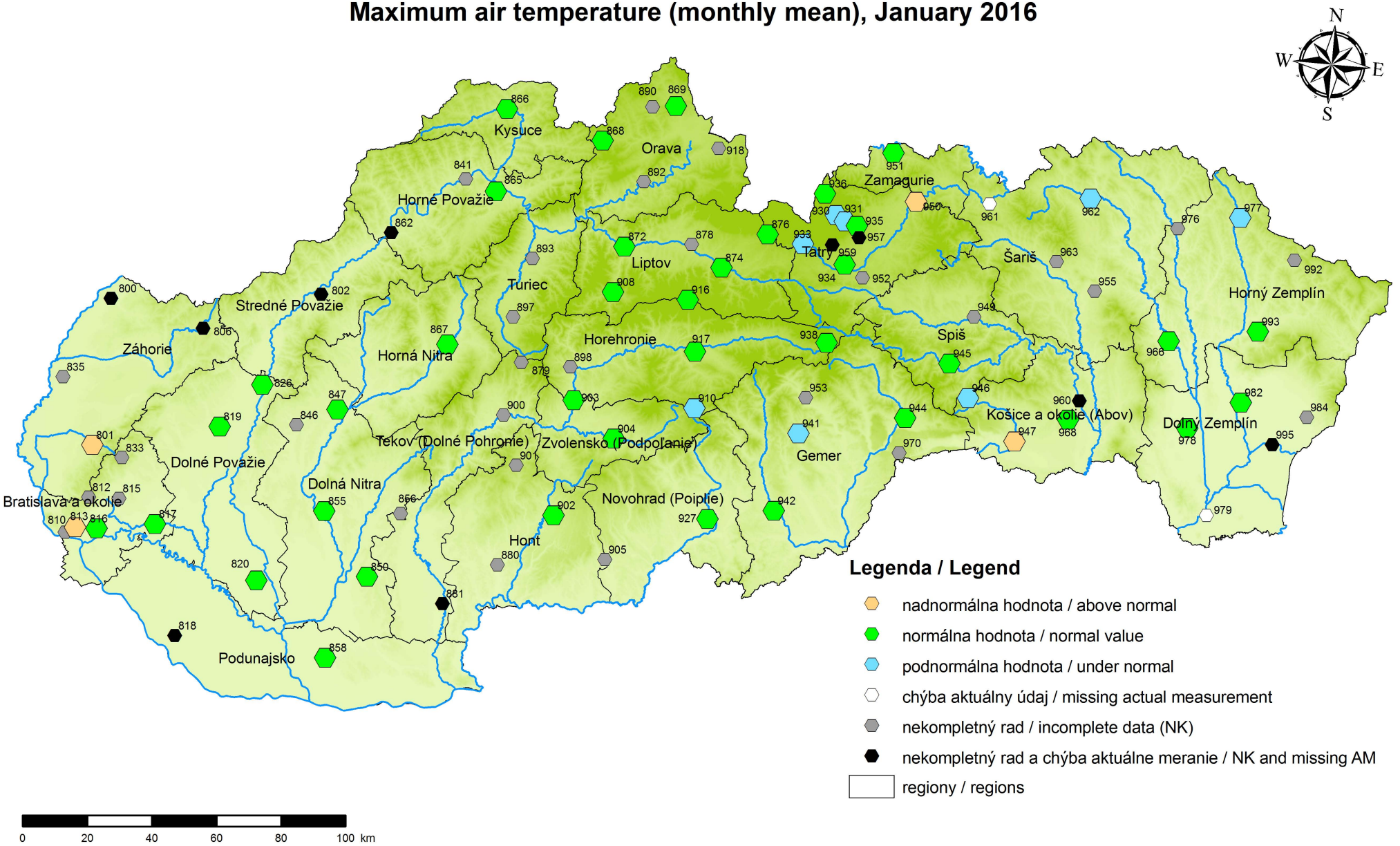

Hodnotenie meteorologických prvkov a ich charakteristík od roku 1961 / Evaluation of meteorological element since 1961
Maximálna teplota vzduchu (mesačné maximum) za január 2016
Maximum air temperature (monthly maximum), January 2016

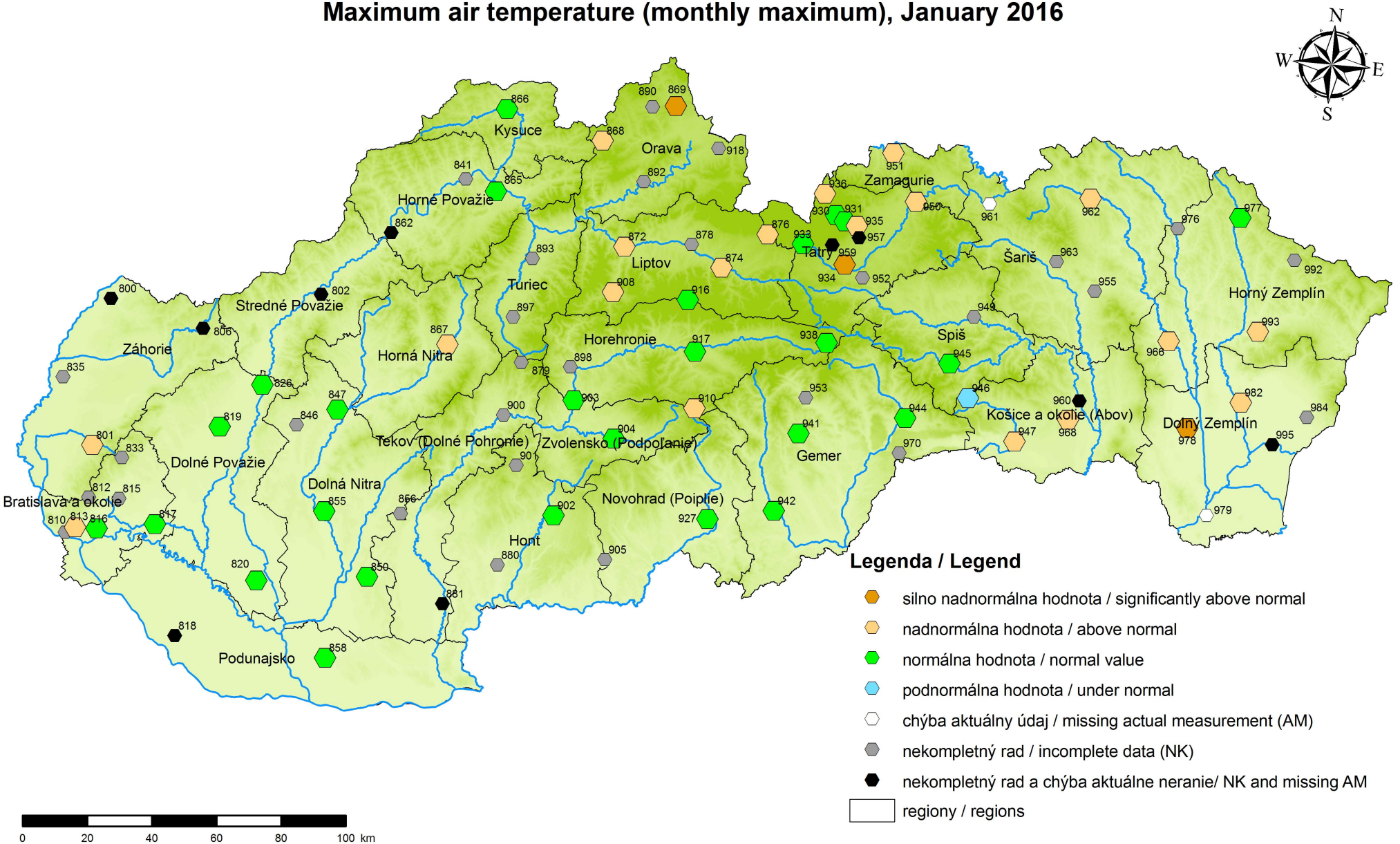

Hodnotenie meteorologických prvkov a ich charakteristík od roku 1961 / Evaluation of meteorological element since 1961
Minimálna teplota vzduchu (mesačný priemer) za január 2016
Minimum air temperature (monthly mean), January 2016

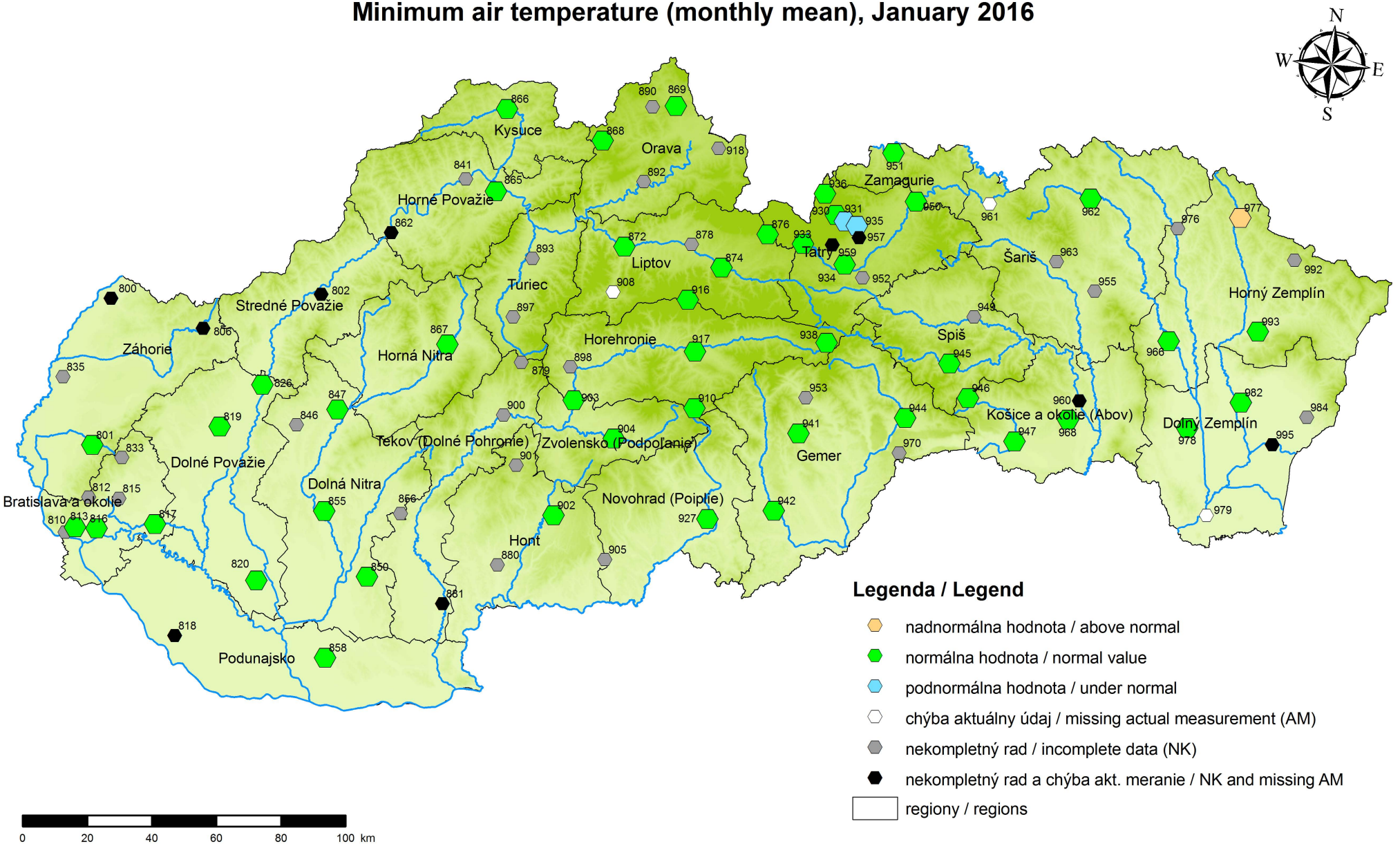

Hodnotenie meteorologických prvkov a ich charakteristík od roku 1961 / Evaluation of meteorological element since 1961
Minimálna teplota vzduchu (mesačné minimum) za január 2016
Minimum air temperature (monthly minimum), January 2016

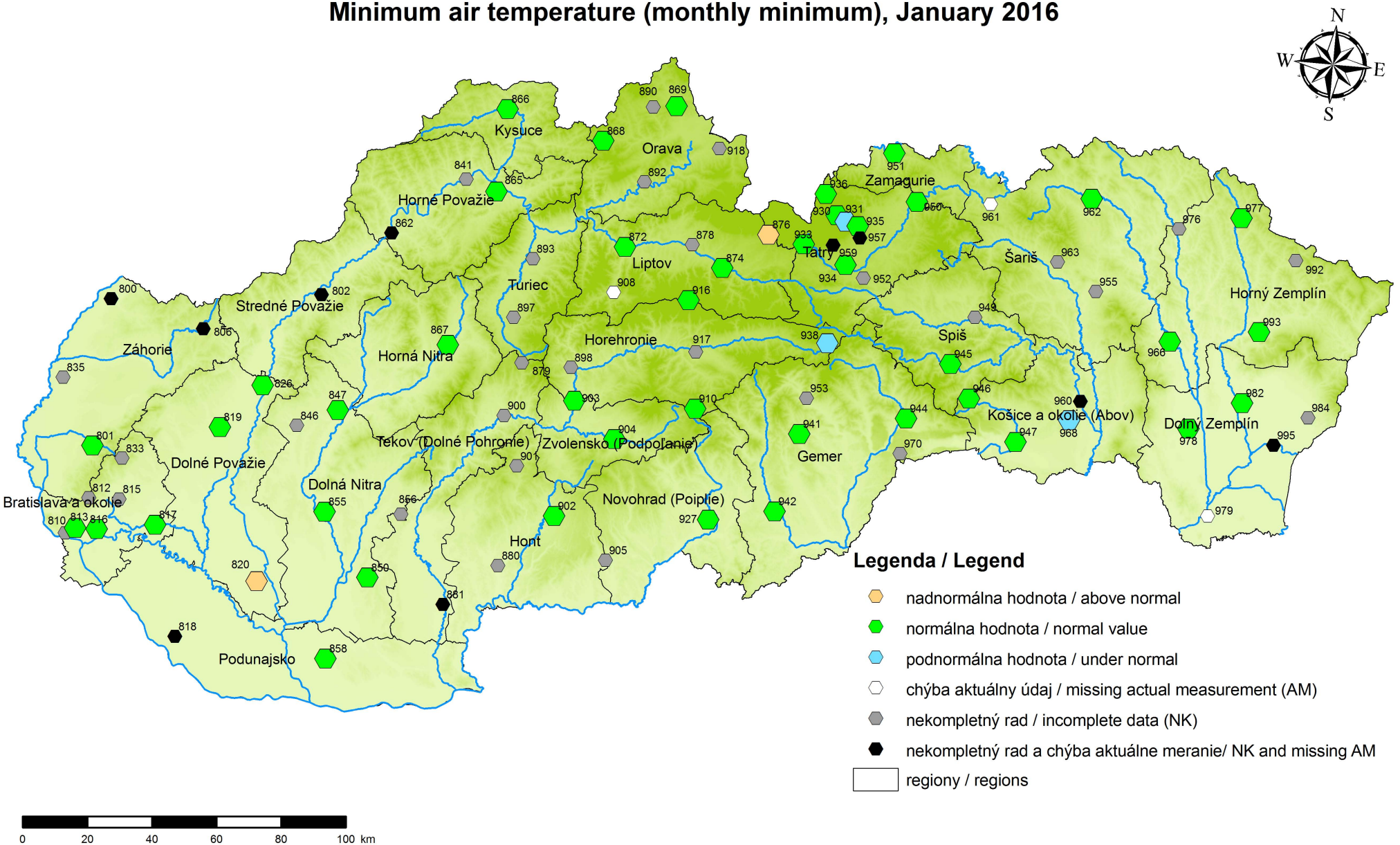

Hodnotenie meteorologických prvkov a ich charakteristík od roku 1961 / Evaluation of meteorological element since 1961
Úhrn atmosférických zrážok (mesačný úhrn) za január 2016
Precipitation (monthly total), January 2016

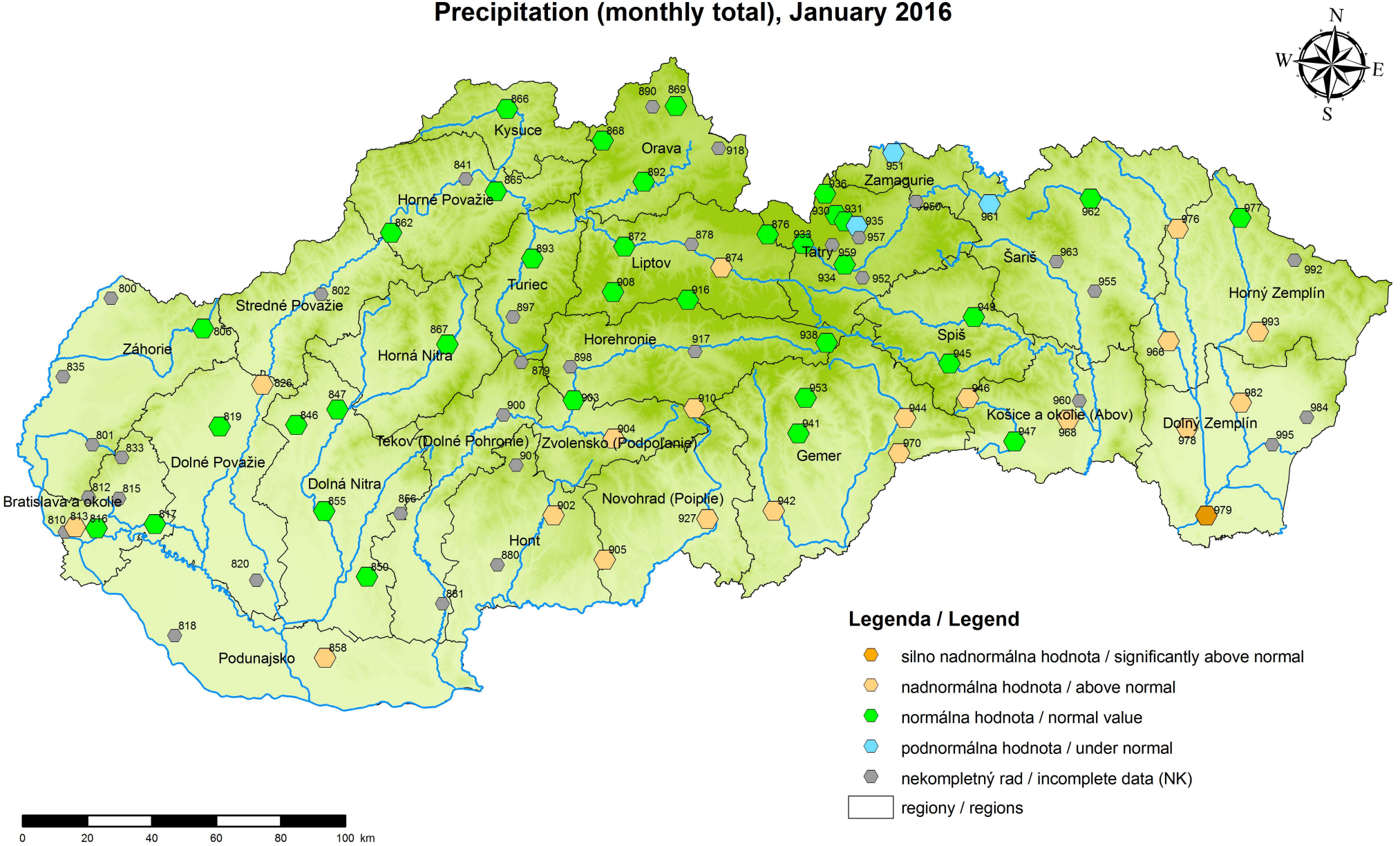

Hodnotenie meteorologických prvkov a ich charakteristík od roku 1961 / Evaluation of meteorological element since 1961
Úhrn atmosférických zrážok (percento normálu) za január 2016
Precipitation (percentage of normal), January 2016

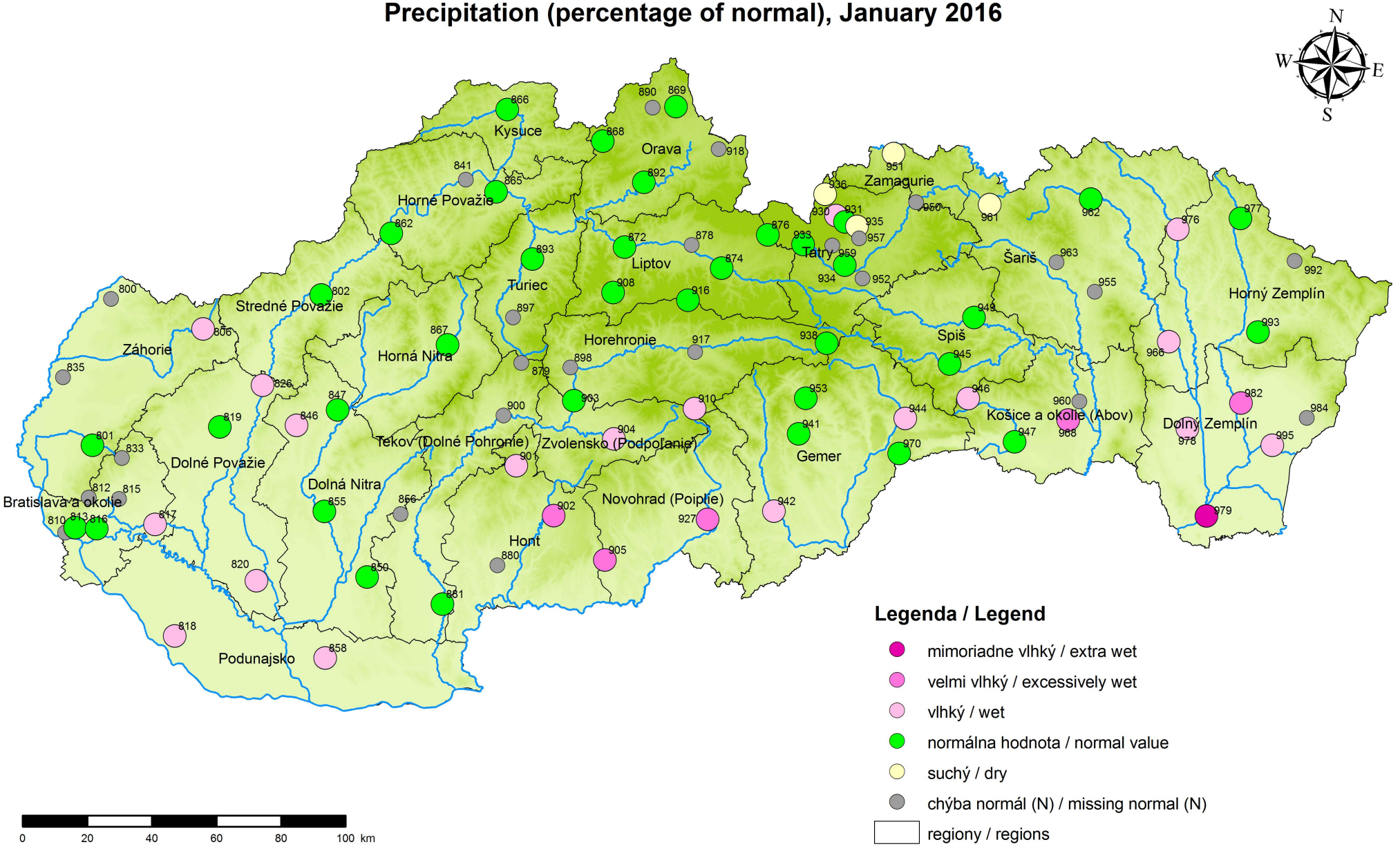

Hodnotenie meteorologických prvkov a ich charakteristík od roku 1961 / Evaluation of meteorological element since 1961
Oblačnosť (mesačný priemer) za január 2016
Cloudiness (monthly mean), January 2016

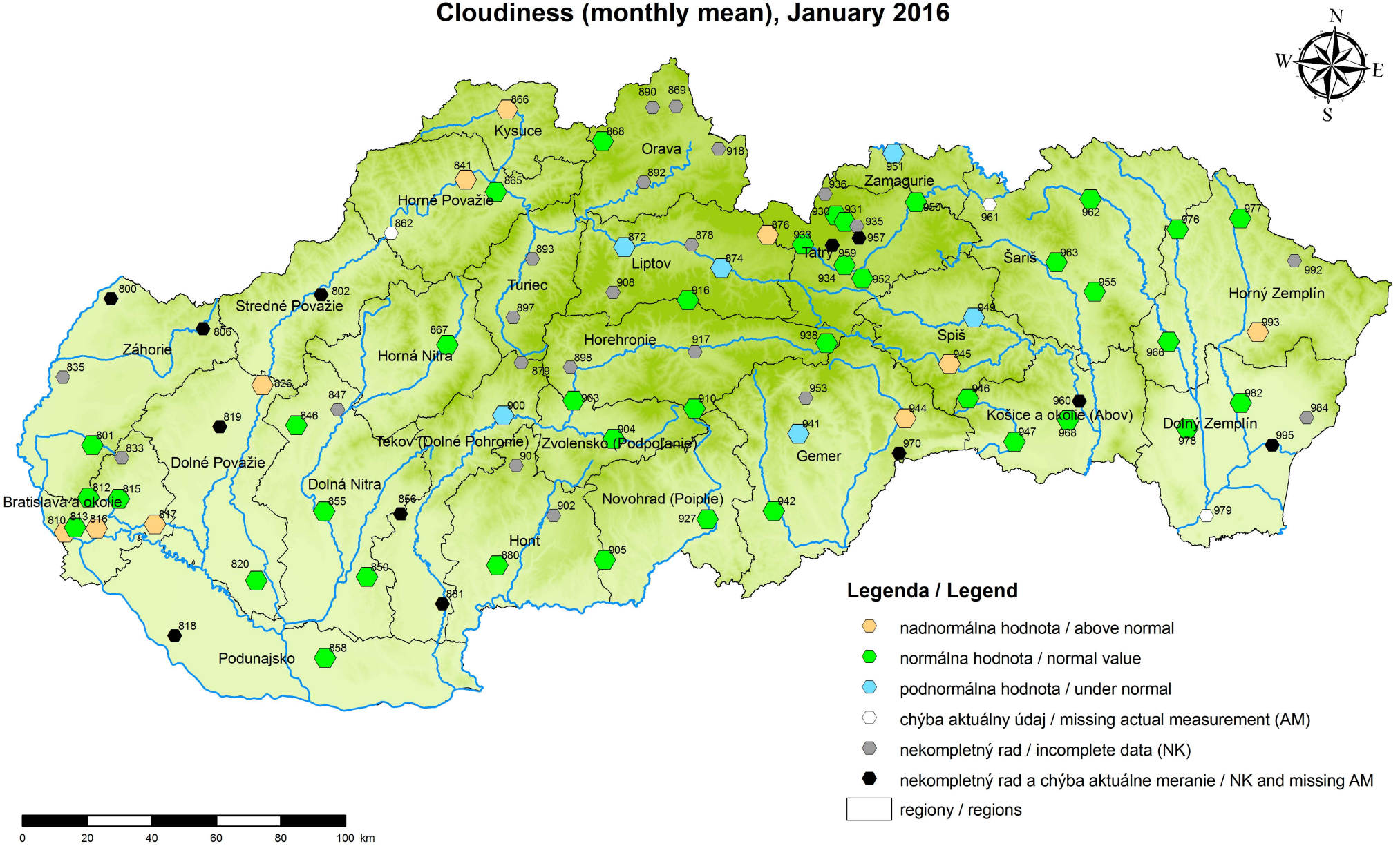

Hodnotenie meteorologických prvkov a ich charakteristík od roku 1961 / Evaluation of meteorological element since 1961
Relatívna vlhkosť vzduchu (mesačný priemer) za Január 2016
Air relative humidity (monthly mean), January 2016

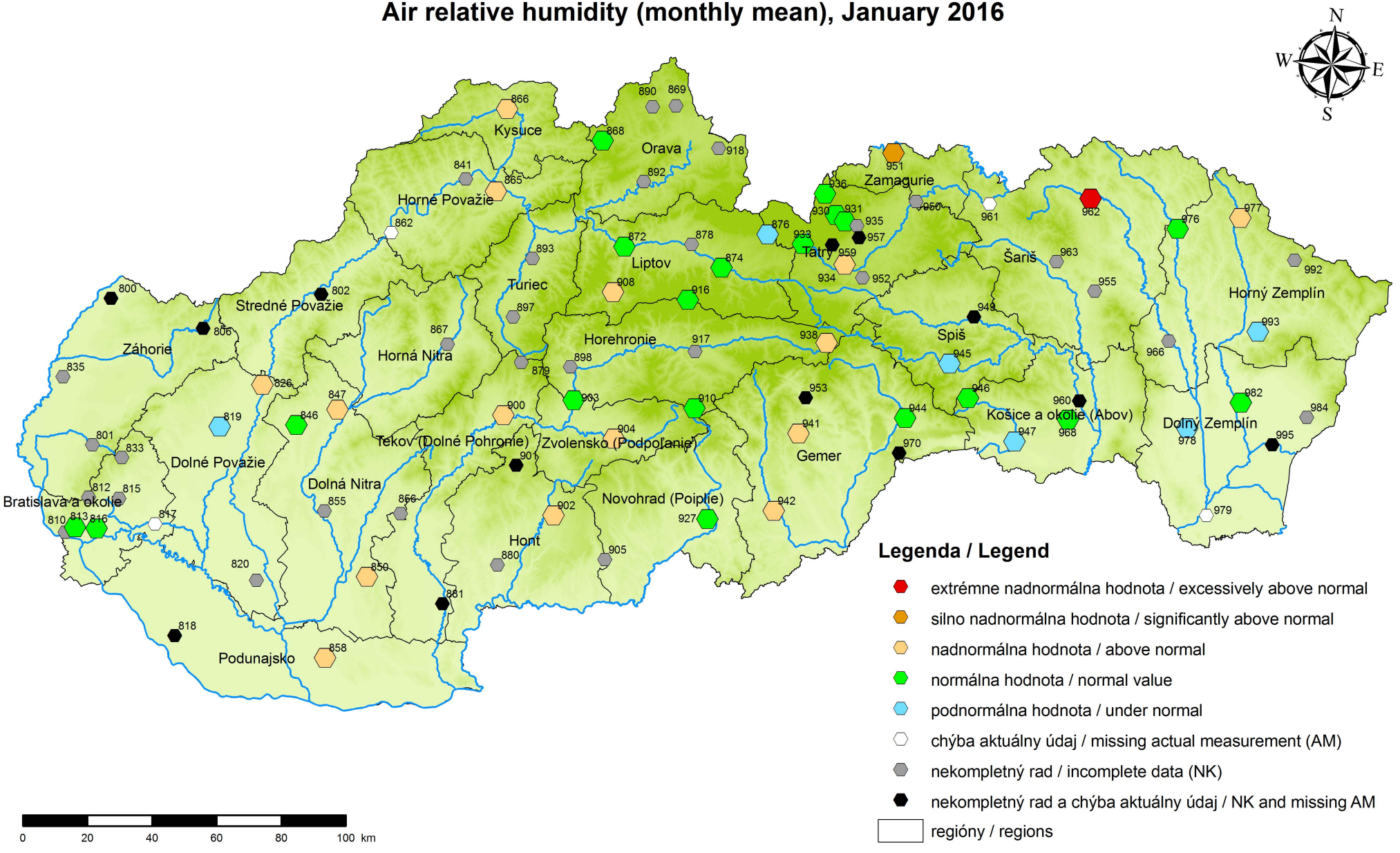

Hodnotenie meteorologických prvkov a ich charakteristík od roku 1961 / Evaluation of meteorological element since 1961
Trvanie slnečného svitu (mesačná suma) za január 2016
Sunshine duration (monthly sum), January 2016

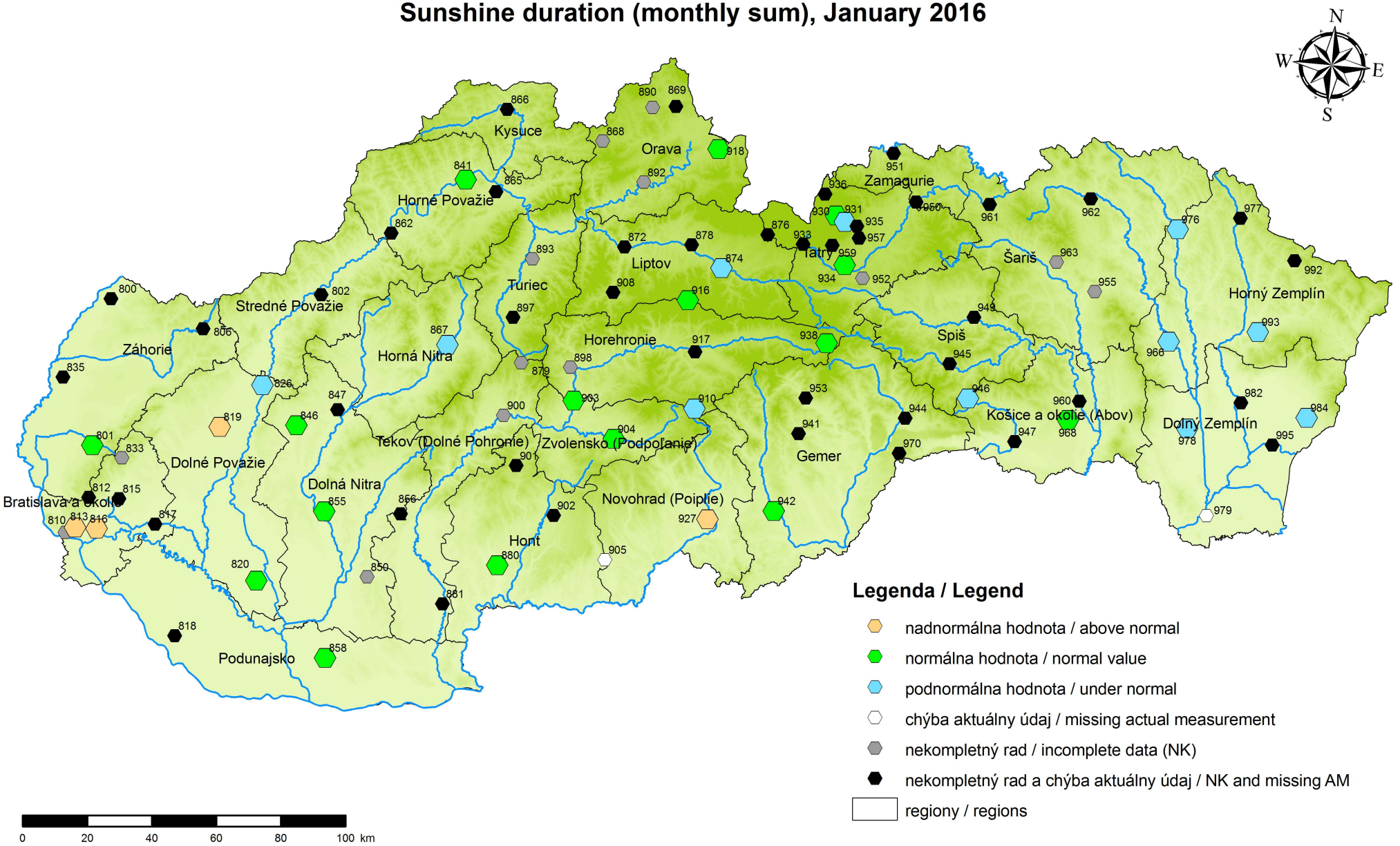

Agrometeorologický a fenologický prehľad / Agrometeorological and phenological review

Teplota a premŕzanie pôdy / Temperature and freezing of soil

Priemerná mesačná teplota pôdy v hĺbke 5 cm sa v januári pohybovala od -1,9 °C (Rimavská Sobota, Rožňava) do 1,3 °C (Mochovce, Moravský Svätý Ján). Minimálna termínová teplota pôdy v rovnakej hĺbke bola -7,4 °C (Medzilaborce) až 0,5 °C (Mochovce). Priemerná mesačná teplota pôdy v hĺbke 20 cm sa pohybovala od -0,9 °C (Moldava nad Bodvou, Podolínec) do 2,0 °C (Moravský Svätý Ján).

Na monitorovacích staniciach Slovenského hydrometeorologického ústavu bolo pozorované premŕzanie pôdy do 6 cm v Bratislave na Kolibe, do 8 cm v Moravskom Svätom Jáne, do 10 cm v Moldave nad Bodvou, do 11 cm v Hurbanove, do 14 cm v Kuchyni - Nový Dvor, do 15 cm v Orechovej, v Oravskom Podzámku, v Prievidzi a v Revúcej, do 16 cm v Košiciach a v Lieseku, do 17 cm v Bratislave na letisku M. R. Štefánika, do 18 cm vo Vígľaši, do 19 cm v Bzovíku, v Tisinci, v Topoľčanoch a v Žiari nad Hronom, do 20 cm v Medzilaborciach a v Milhostove, do 22 cm v Michalovciach a v Prešove, do 23 cm v Kamenici nad Cirochou, do 24 cm v Rimavskej Sobote, na Sliači, v Turčianskych Tepliciach a v Žihárci, do 25 cm v Bardejove a v Čaklove, do 27 cm v Dolnom Hričove, do 28 cm v Dolných Plachtinciach, do 29 cm v Jakubovanoch, do 30 cm v Banskej Bystrici, do 34 cm vo Švedlári, do 35 cm v Boľkovciach, do 36 cm v Telgárte, do 37 cm v Rožňave, do 47 cm v Liptovskom Hrádku, do 48 cm v Poprade a do 56 cm v Spišských Vlachoch.

Stav a vývin poľnohospodárskych kultúr, ovocných a lesných drevín a rastlín / State and development of crops, fruit and forest trees and plants

V rastlinnej a živočíšnej ríši neboli v januári zaznamenané žiadne aktivity na lokalitách sledovaných v rámci fenologickej siete SHMÚ.

Prejavy sťahovavého vtáctva a iných živočíchov / Utterances of migratory birds and others animals

Významné prejavy neboli u vybraných živočíchov pozorované.

Priemerná mesačná (január 2016) teplota vzduchu [°C] na Slovensku
Mean Monthly (January 2016) Air Temperature [°C] In Slovakia

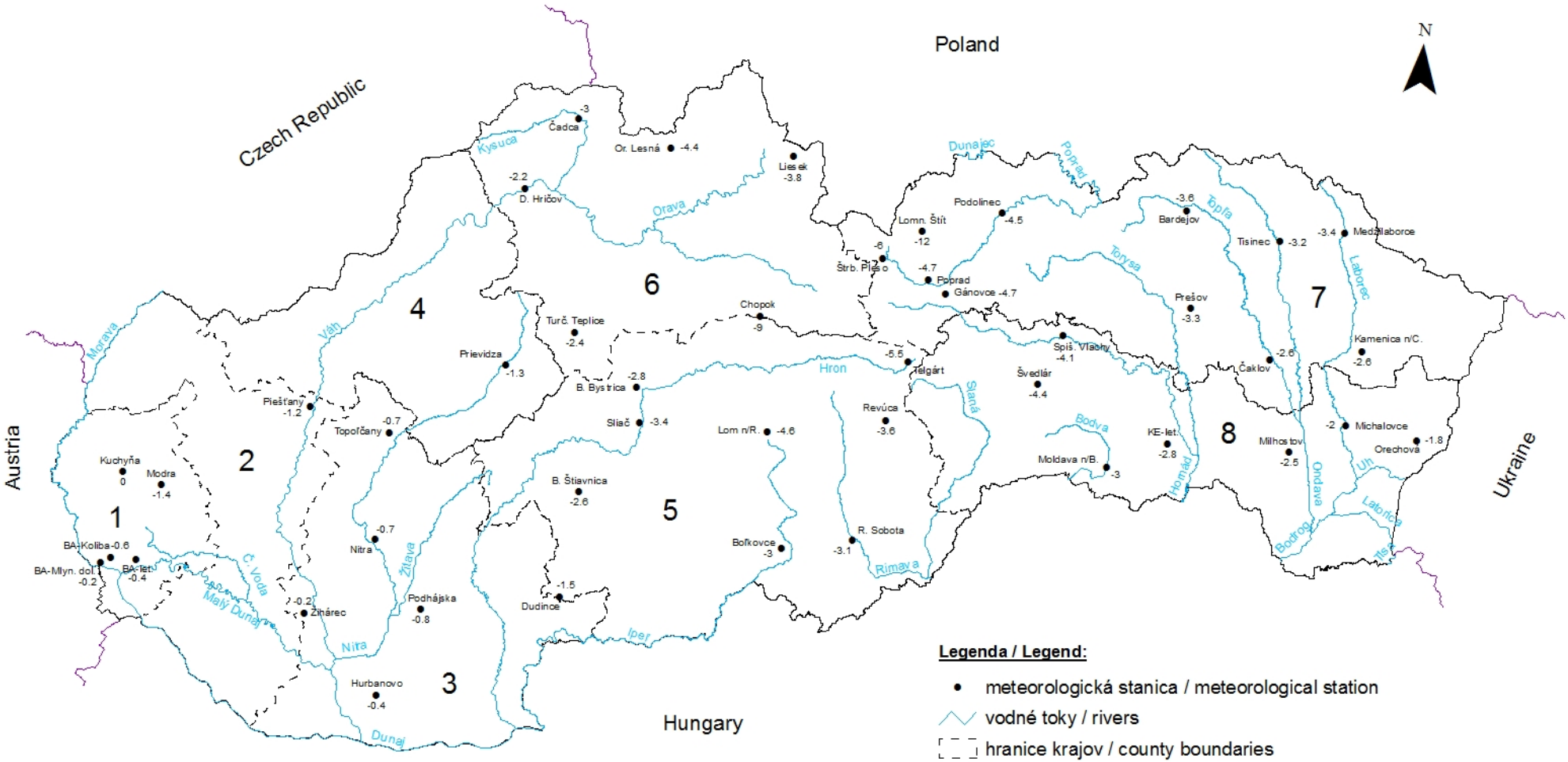

Legenda / Legend:

- • meteorologická stanica / meteorological station
- vodné toky / rivers
- hranice krajov / county boundaries
- -3.6 teplota vzduchu [°C] / air temperature

kraj / county:
1 – Bratislava
2 – Trnava
3 – Nitra
4 – Trenčín
5 – B. Bystrica
6 – Žilina
7 – Prešov
8 – Košice

1:1 750 000

0 12.5 25 50 75 100 Km

Odchýlky 1/2016 priemernej mesačnej teploty vzduchu od normálu 1961 - 1990 na Slovensku
Deviations from January 2016 monthly mean air temperature from normal 1961-1990 in Slovakia

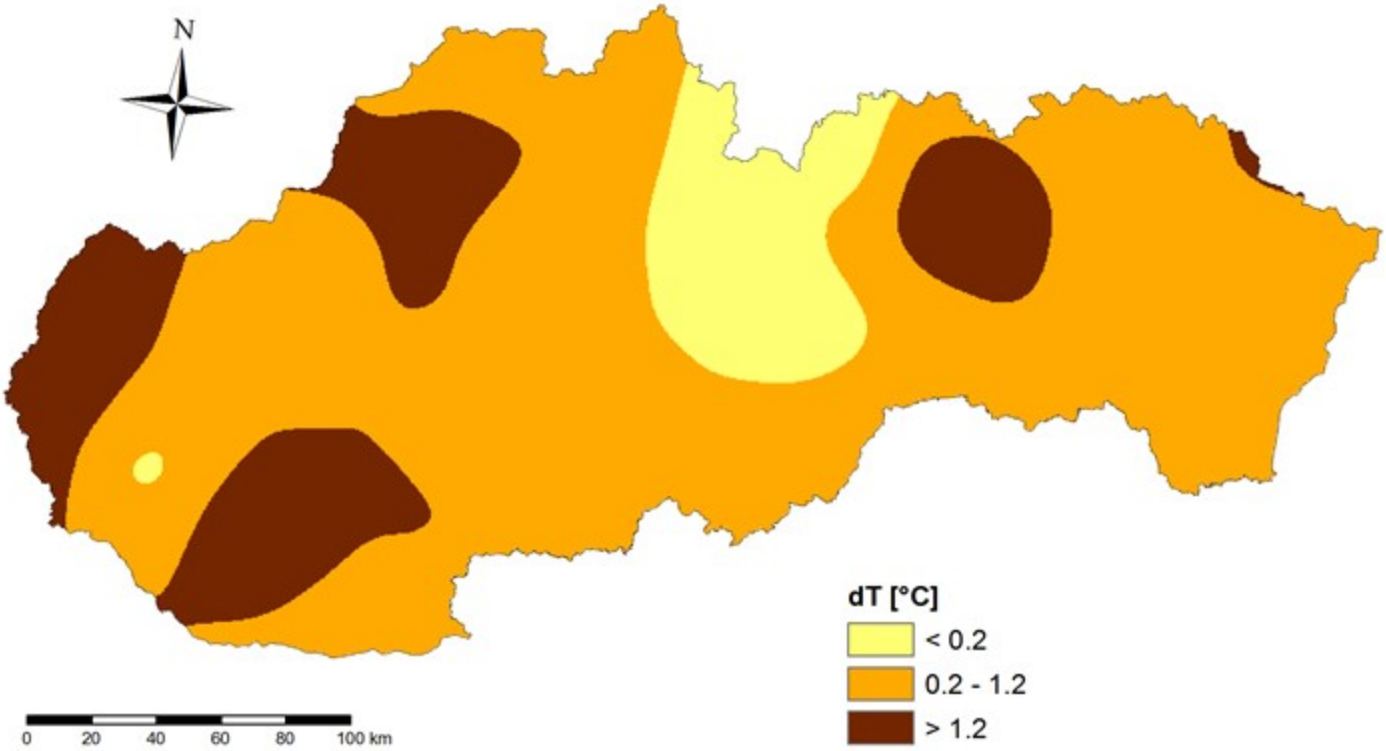

Úhrny atmosférických zrážok na Slovensku 1/2016 v % normálu 1961 - 1990
Precipitation totals in Slovakia for January 2016 in % of 1961-1990 normal

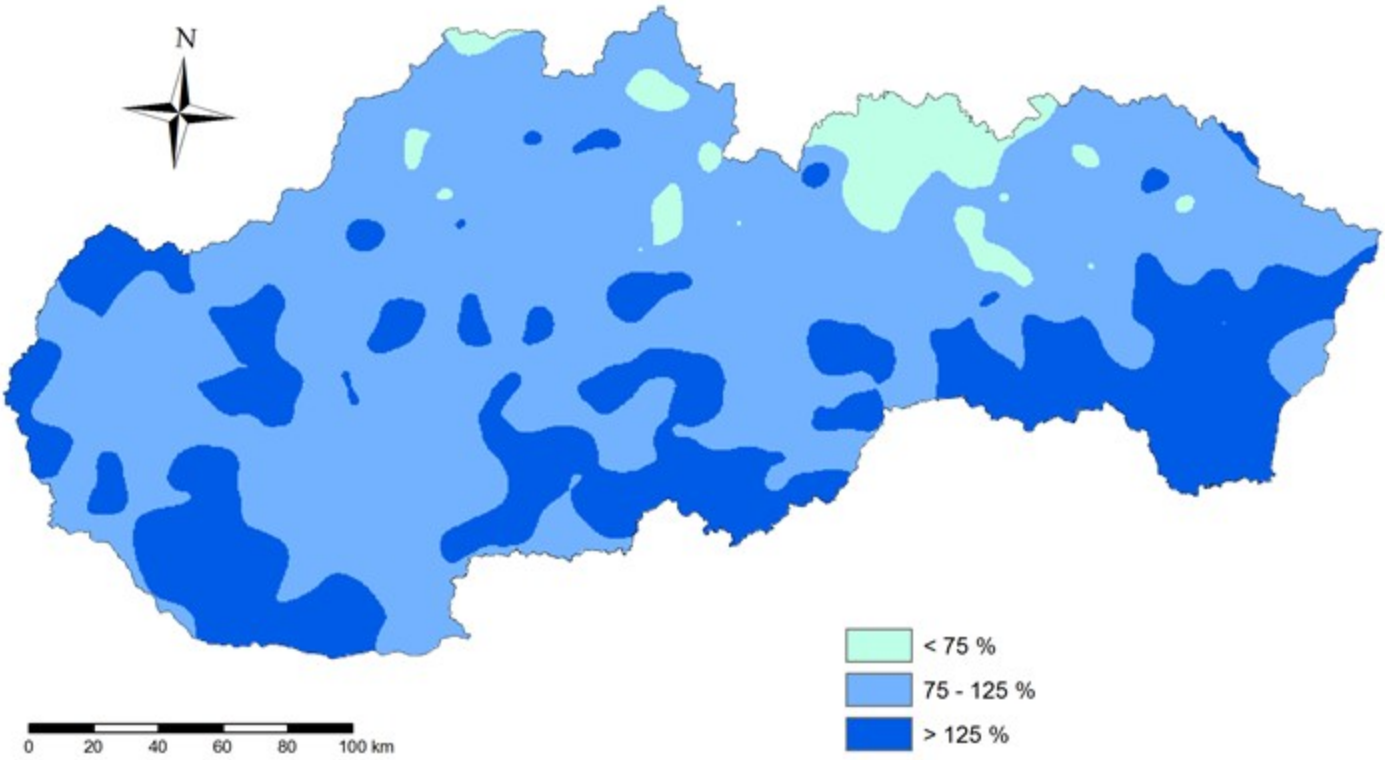

Priemerná denná teplota pôdy na vybraných staniciach SR za 1/2016
Daily means of soil temperature at selected stations of Slovakia during 1/2016

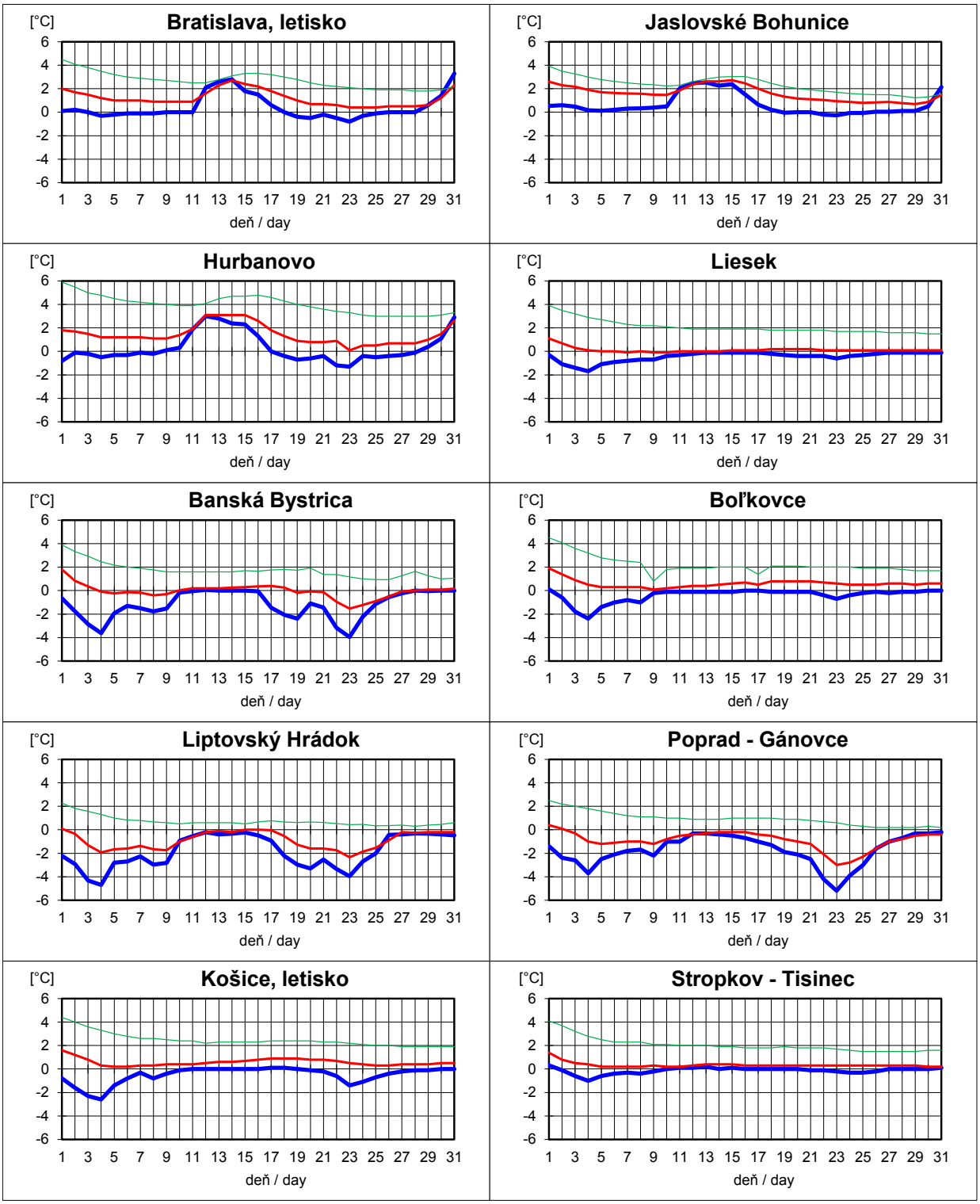

Legenda / Legend (depth of soil):

5 cm — 20 cm — 50 cm

Tab. 4 Pozícia uvedenej meteorologickej charakteristiky za január 2016 na vybraných staniciach Slovenska v celkovom usporiadaní zostupne od r. 1961
Position of meteorological characteristics of January 2016 sorted downwards at selected stations of Slovakia since 1961

	meteorologická charakteristika / meteorological characteristic											
	t_mpr	tmax_mpr	tmax_mmax	tmin_mpr	tmin_mmin	t7_mpr	t14_mpr	t21_mpr	tprzmin_mpr	tprzmin_mmin	ss_msum	zra_msum
stanica / station	pozícia / position											
ZÁPAD / WEST												
Bratislava, Koliba (BaK)	26	16	10	32	28	25	23	25	31	51	12	17
Bratislava, letisko (BaL)	28	27	28	33	34	24	27	29	27	33	16	26
Piešťany (Pie)	29	34	32	32	31	30	32	27	24	34	41	15
Hurbanovo (Hu)	31	25	34	31	24	30	25	30	31	24	20	14
STRED / MIDDLE												
Čadca (Cad)	29	31	31	29	27	33	29	27	-	-	-	31
Oravská Lesná (OrL)	29	28	10	23	33	30	32	27	-	-	-	26
Sliač (Sli)	34	34	31	34	30	34	34	33	30	28	24	22
Chopok (Cho)	37	36	23	33	29	36	38	37	-	-	30	35
Boľkovce (Bol)	36	28	19	37	33	39	29	35	33	27	15	10
Telgárt (Tel)	36	37	24	37	39	41	34	34	31	33	24	21
VÝCHOD / EAST												
Lomnický štít (LoS)	40	41	27	36	30	40	40	40	-	-	36	25
Poprad (Pop)	35	30	4	32	30	38	32	35	30	21	21	28
Košice (Ke)	33	37	19	34	40	34	35	34	29	30	25	8
Medzilaborce (Med)	31	52	27	12	21	33	38	25	-	-	-	35
Milhostov (Mil)	32	34	4	28	33	31	32	31	26	32	39	8
Kamenica n/C (KnC)	32	35	17	31	29	33	37	31	28	25	53	17

Legenda / Legend:

t_mpr - priemerná mesačná teplota vzduchu / mean monthly air temperature [°C]
tmax_mpr - mesačný priemer maximálnych denných teplôt vzduchu / mean maximum daily temperatures [°C]
tmax_mmax - absolútne maximum teploty vzduchu v mesiaci / absolute maximum air temperature in the month [°C]
tmin_mpr - mesačný priemer minimálnych denných teplôt vzduchu / mean minimum daily temperatures [°C]
tmin_mmin - absolútne minimum teploty vzduchu v mesiaci / absolute minimum air temperature in the month [°C]
t7_mpr - priemerná mesačná teplota vzduchu o 7h / mean air temperature at 7h [°C]
t14_mpr - priemerná mesačná teplota vzduchu o 14h / mean air temperature at 14h [°C]
t21_mpr - priemerná mesačná teplota vzduchu o 21h / mean air temperature at 21h [°C]
tprzmin_mpr - mesačný priemer minimálnych prízemných teplôt vzduchu / mean minimum ground temperatures [°C]
tprzmin_mmin - absolútne prízemné minimum teploty vzduchu / absolute ground temperature [°C]
ss_msum - mesačná suma trvania slnečného svitu / monthly sunshine duration [h]
zra_msum - mesačný úhrn atmosférických zrážok / monthly precipitation total [mm]
- - stanica nepozoruje (nemá kompletné merania) / no (not complete) measurement

Tab. 5 Poradie priemerných mesačných (január 2016) teplôt vzduchu [°C] na vybraných meteorologických staniciach SR od roku 1961
Order of mean monthly (January 2016) air temperature [°C] at selected meteorological stations of Slovakia since 1961

Por.č.	rok/year	BaK	rok/year	BaL	rok/year	Pie	rok/year	Hu	rok/year	Cad	rok/year	OrL	rok/year	Sli	rok/year	Cho	rok/year	Bol	rok/year	Tel	rok/year	LoS	rok/year	Pop	rok/year	Ke	rok/year	Tis	rok/year	Med	rok/year	Mil	rok/year	KnC
1	2007	4.6	2007	5.2	2007	3.7	2007	4.7	2007	2.2	2007	0.1	2007	2.2	1989	-4.5	2007	3.2	2007	-0.1	1997	-6.6	2007	1.6	2007	2.1	2007	1.8	1988	1.1	2007	2.4	2007	2.6
2	1983	3.9	1983	4.6	1983	3.3	1983	3.6	1975	1.5	1988	-0.4	2014	2.1	1997	-4.6	1983	1.9	1988	-1.4	2014	-6.8	1994	0.3	1994	1.3	1988	1.3	2007	1.1	1988	1.6	1988	1.9
3	1994	3.2	1994	3.7	2014	2.8	1994	3.6	1988	1.4	2014	-0.6	1983	1.8	1990	-4.9	2014	1.8	2014	-1.4	1989	-6.9	1975	0.3	2014	1.2	1994	1.2	2014	0.9	1994	1.6	2014	1.8
4	1975	2.5	1975	2.7	1994	2.7	2014	3.0	2008	1.3	1975	-0.7	1975	0.9	2014	-5.4	1998	1.7	1975	-1.6	1990	-7.6	1983	-0.1	1998	0.9	2014	1.1	1994	0.9	1998	1.3	1994	1.5
5	2008	2.1	1988	2.6	1975	2.6	1988	2.8	1994	1.2	2008	-0.8	1998	0.9	1999	-5.5	1994	1.6	1994	-1.6	1988	-7.7	1988	-0.4	1988	0.9	1998	0.7	1998	0.3	2014	1.2	1998	1.3
6	1988	1.8	2014	2.5	1988	2.5	1975	2.8	1983	1.1	1994	-0.8	1994	0.8	1988	-5.7	2015	1.1	1983	-1.7	1975	-7.7	2008	-0.7	1983	0.5	1983	0.3	1975	-0.2	1983	1.1	1975	1.1
7	2015	1.8	2008	2.5	2008	1.8	1998	2.5	2014	0.7	1983	-1.1	1988	0.6	2002	-5.8	1988	0.9	2008	-2.2	1999	-7.8	2014	-0.8	2015	0.1	1975	0.2	2008	-0.2	1975	0.5	1983	1.0
8	2014	1.7	2015	2.3	2015	1.6	2015	2.3	1998	0.1	2015	-2.0	2015	0.6	1975	-5.9	1975	0.4	2015	-2.3	1973	-8.0	2015	-1.2	1975	0.1	2008	-0.1	1983	-0.2	2015	0.4	2015	0.8
9	1998	1.6	1998	2.3	1998	1.5	2008	2.1	1974	0.1	1998	-2.1	2008	-0.5	2007	-6.0	2008	0.0	1992	-2.7	1971	-8.3	1998	-1.9	2001	-0.1	2015	-0.2	2015	-0.7	2001	-0.1	2008	0.7
10	1992	1.3	2012	2.1	1974	1.5	2012	1.7	2015	-0.5	1990	-2.2	1974	-0.7	1992	-6.1	2001	-0.5	1998	-2.8	2002	-8.4	1974	-2.2	2008	-0.2	2001	-0.6	2001	-1.3	2008	-0.5	2001	0.2
11	1993	1.2	1992	1.9	2012	0.9	1974	1.6	1990	-0.7	1974	-2.3	2001	-1.2	1971	-6.1	1974	-0.5	1999	-2.8	1974	-8.6	1993	-2.3	2012	-0.7	2011	-1.1	2011	-1.6	2012	-0.8	1984	-0.7
12	2012	1.2	1974	1.6	2001	0.8	2001	1.0	1977	-0.9	1999	-2.8	1990	-1.5	1998	-6.3	2012	-0.9	1971	-2.8	1992	-8.6	1999	-2.4	1973	-1.2	1984	-1.3	1984	-1.6	1991	-0.9	1977	-0.8
13	2005	0.8	2005	1.2	1978	0.2	1992	0.8	1984	-1.0	1977	-2.8	1999	-1.6	1994	-6.7	1976	-1.3	1990	-2.9	2001	-8.7	1991	-2.6	2011	-1.2	1991	-1.4	1971	-1.7	1984	-1.1	2011	-0.8
14	1974	0.7	1976	1.1	1977	-0.2	1978	0.6	1999	-1.2	1973	-3.4	1992	-1.6	1973	-6.7	1993	-1.4	1974	-3.1	1998	-8.7	1962	-2.8	1974	-1.3	2012	-1.6	1991	-1.8	1990	-1.1	1962	-0.9
15	2002	0.3	1984	0.6	1984	-0.3	1976	0.6	1991	-1.2	1984	-3.6	1962	-1.6	1991	-6.8	1978	-1.5	2002	-3.1	1996	-8.9	1977	-2.9	2005	-1.5	1977	-1.7	2012	-1.9	2011	-1.2	1991	-1.3
16	1991	0.2	1978	0.6	1965	-0.3	2005	0.4	1989	-1.4	2011	-3.6	1984	-1.9	2008	-6.9	2005	-1.5	2001	-3.3	2008	-9.0	1990	-3.0	1991	-1.7	1990	-1.9	1962	-2.0	1962	-1.2	1999	-1.3
17	1976	0.1	1989	0.6	1976	-0.3	1965	0.2	2001	-1.7	1991	-3.6	1977	-2.0	1974	-7.0	1962	-1.5	1993	-3.4	2007	-9.0	1973	-3.1	1984	-1.8	1999	-1.9	1990	-2.2	1986	-1.3	1990	-1.3
18	1984	0.1	2001	0.6	1992	-0.3	1984	0.2	1965	-1.7	1965	-3.6	1976	-2.2	1983	-7.1	1990	-1.6	1989	-3.5	1977	-9.1	1984	-3.1	1971	-1.8	1965	-2.0	1977	-2.3	1973	-1.4	2012	-1.4
19	1989	-0.1	2002	0.6	2005	-0.3	1962	0.2	1978	-1.9	1962	-3.7	2012	-2.2	2015	-7.4	1984	-1.6	1973	-3.6	1994	-9.1	2001	-3.2	1962	-1.9	1973	-2.0	1999	-2.4	2005	-1.6	1986	-1.6
20	2001	-0.1	1993	0.3	1973	-0.3	1977	0.1	1962	-2.0	2001	-3.8	1989	-2.3	1993	-7.4	1977	-1.8	1977	-3.7	1965	-9.5	1989	-3.4	1990	-2.0	2005	-2.0	1989	-2.6	1974	-1.7	1973	-1.7
21	2011	-0.2	1991	0.2	1986	-0.5	1990	0.1	1992	-2.0	1992	-3.8	1978	-2.4	1996	-7.5	1999	-1.9	1991	-3.7	1970	-9.7	1995	-3.5	1999	-2.0	1974	-2.1	1974	-2.7	1989	-1.7	1971	-1.8
22	1978	-0.3	1962	0.1	1991	-0.5	1991	0.1	1973	-2.0	1989	-3.8	1965	-2.6	2006	-7.6	2013	-1.9	2011	-3.9	2006	-9.8	1971	-3.6	1986	-2.1	1971	-2.2	1973	-2.7	1999	-1.8	1974	-1.8
23	1990	-0.4	2011	0.1	1999	-0.5	2002	0.0	2011	-2.2	1993	-4.0	1970	-2.6	2001	-7.6	1965	-2.0	1997	-4.1	2015	-9.8	2005	-3.6	1977	-2.1	1986	-2.2	1965	-2.7	2013	-2.0	1965	-1.8
24	1986	-0.5	1990	0.0	1989	-0.6	1986	0.0	2005	-2.5	1978	-4.2	1993	-2.8	1965	-7.6	1973	-2.1	1965	-4.2	1962	-10.0	1992	-3.7	2002	-2.2	1989	-2.3	2013	-2.8	1993	-2.1	2005	-1.9
25	1962	-0.6	1986	0.0	1990	-0.7	1999	0.0	2012	-2.5	2013	-4.2	2013	-2.8	1969	-7.7	1992	-2.2	2012	-4.5	1969	-10.0	1965	-3.8	1995	-2.2	2002	-2.6	1995	-2.9	1995	-2.2	2013	-2.0
26	2016	-0.6	2013	-0.1	1962	-0.8	2011	-0.2	1993	-2.5	2012	-4.3	2005	-2.8	1977	-8.0	1991	-2.2	1962	-4.5	1991	-10.0	2002	-3.8	1965	-2.2	1995	-2.6	2005	-3.0	2002	-2.3	1970	-2.0
27	1999	-0.7	1999	-0.2	2011	-0.9	1993	-0.3	1986	-2.7	1995	-4.5	1991	-2.8	2011	-8.1	1986	-2.2	2005	-4.6	1993	-10.1	1986	-4.2	2013	-2.3	2013	-2.6	2009	-3.1	1965	-2.3	1989	-2.0
28	2013	-0.9	2016	-0.4	1993	-1.1	1995	-0.3	1995	-2.9	2005	-4.5	1995	-2.9	1982	-8.1	2002	-2.2	2013	-4.7	1983	-10.2	2011	-4.2	1978	-2.3	2009	-2.7	1986	-3.1	1970	-2.3	1995	-2.1
29	1977	-1.1	1965	-0.5	2016	-1.3	1989	-0.4	2016	-3.0	2016	-4.5	1973	-2.9	1962	-8.1	2010	-2.3	1984	-4.7	2011	-10.3	1978	-4.2	1993	-2.3	1993	-3.0	2002	-3.3	1976	-2.4	2002	-2.1
30	1965	-1.2	2003	-0.6	2013	-1.4	2013	-0.4	1976	-3.2	1971	-4.9	2011	-3.2	2009	-8.2	1970	-2.3	1978	-4.8	1972	-10.3	1970	-4.4	1970	-2.4	2016	-3.2	1993	-3.3	2010	-2.5	2009	-2.2
31	1995	-1.3	1995	-0.6	1995	-1.4	2016	-0.4	2003	-3.4	2002	-4.9	2010	-3.2	1964	-8.4	2011	-2.4	1970	-5.0	2003	-10.4	2013	-4.4	2010	-2.5	1978	-3.3	2016	-3.4	1971	-2.5	1993	-2.5
32	1973	-1.4	1977	-0.8	2002	-1.5	1973	-1.0	1970	-3.4	1986	-5.1	1961	-3.2	2013	-8.4	1961	-2.4	2009	-5.1	1978	-10.4	2012	-4.5	2009	-2.9	1970	-3.3	1970	-3.5	2016	-2.5	2016	-2.6
33	2003	-1.5	1973	-0.8	1972	-1.5	1972	-1.2	2013	-3.6	2009	-5.2	1972	-3.4	1970	-8.7	1972	-2.5	1972	-5.1	2009	-10.4	1976	-4.6	2016	-2.9	2003	-3.7	2003	-3.8	2009	-2.6	1978	-2.7
34	2000	-2.0	1967	-1.2	1970	-1.6	1967	-1.3	2002	-3.6	2003	-5.4	2016	-3.4	2003	-8.7	1989	-2.7	1996	-5.1	1964	-10.6	2003	-4.6	1972	-2.9	1992	-3.9	1961	-4.0	1977	-2.7	1961	-2.8
35	1971	-2.0	2000	-1.6	2003	-1.7	2009	-1.4	2000	-3.7	1970	-5.5	1997	-3.5	1972	-8.8	1995	-2.8	1995	-5.3	1982	-10.6	2016	-4.8	1989	-2.9	2010	-4.0	1992	-4.0	1961	-2.9	2003	-3.2
36	1981	-2.1	1981	-1.7	1971	-2.0	1961	-1.8	1971	-3.7	1997	-5.6	1986	-3.5	2005	-9.0	2016	-3.0	2016	-5.3	2013	-10.7	1961	-4.9	1976	-2.9	2000	-4.0	2010	-4.1	1978	-2.9	2010	-3.2
37	1967	-2.1	2009	-1.9	1961	-2.1	2003	-1.9	2009	-3.8	2000	-5.6	1996	-3.6	2016	-9.0	2009	-3.2	1986	-5.5	1984	-11.2	2009	-5.0	1961	-3.0	1979	-4.1	1997	-4.3	1996	-3.0	1972	-3.4
38	2009	-2.3	1961	-2.1	1967	-2.2	1970	-1.9	1961	-4.0	1976	-5.7	2003	-4.0	1978	-9.0	1996	-3.3	2003	-5.5	1961	-11.6	2000	-5.5	1992	-3.1	1976	-4.2	1978	-4.4	1972	-3.1	1976	-3.8
39	1961	-2.4	2004	-2.2	1996	-2.5	2000	-1.9	1967	-4.1	1996	-6.0	1971	-4.2	1961	-9.5	1971	-3.6	2010	-5.7	2005	-11.7	2010	-5.9	1996	-3.3	1997	-4.5	1996	-4.4	2003	-3.2	1979	-3.8
40	2004	-2.7	1972	-2.3	2009	-2.7	1971	-2.0	1972	-4.4	1961	-6.3	2002	-4.3	1984	-9.8	1997	-3.7	1961	-5.8	2016	-12.0	1972	-5.9	2003	-3.8	2004	-4.5	2000	-4.4	1992	-3.4	2000	-3.8
41	1968	-2.8	1970	-2.3	2000	-2.8	1997	-2.0	2004	-4.6	2010	-6.3	2009	-4.5	2012	-9.9	2006	-4.1	2000	-6.1	1995	-12.3	1967	-6.3	1997	-3.8	1972	-4.5	1979	-4.5	1997	-3.5	1996	-3.8
42	1972	-2.8	1968	-2.4	1969	-2.9	2010	-2.1	1996	-4.7	1972	-6.5	1967	-4.6	1995	-9.9	2003	-4.3	1976	-6.1	2010	-12.6	1979	-6.3	2000	-4.2	1996	-4.7	1976	-5.0	2004	-3.7	2004	-3.9
43	2010	-3.1	1997	-2.5	1997	-3.0	1996	-2.3	1997	-4.9	2004	-6.5	2000	-4.6	1967	-10.4	2004	-4.4	2006	-6.2	1980	-12.8	1968	-6.3	1979	-4.2	1968	-5.2	1972	-5.1	1979	-3.7	1992	-4.3
44	1970	-3.2	2010	-2.6	2010	-3.1	2004	-2.4	1968	-5.0	1967	-6.7	1979	-5.1	1980	-10.5	2000	-4.6	1969	-6.3	1966	-12.8	1981	-6.3	2004	-4.2	1981	-5.5	2004	-5.1	2000	-3.7	1997	-4.4
45	1997	-3.3	1971	-2.7	2004	-3.3	1969	-2.6	1981	-5.2	1969	-6.7	1981	-5.7	2010	-10.6	1967	-4.6	1979	-6.4	1979	-12.8	1996	-6.3	2006	-4.2	1966	-5.6	1968	-5.9	1981	-4.2	1968	-4.6
46	1996	-3.3	1969	-2.8	1980	-3.9	2006	-2.8	1969	-5.4	1968	-7.0	2004	-6.0	1979	-10.8	1979	-4.8	1967	-6.4	2000	-12.8	2004	-6.4	1981	-4.3	1982	-6.2	1966	-6.1	1966	-4.4	1966	-5.2
47	1969	-3.3	1996	-2.9	1981	-4.0	1968	-3.3	1979	-5.5	1979	-7.1	1966	-6.1	1966	-10.8	1981	-5.3	1981	-6.7	1986	-13.1	1966	-6.9	1966	-4.9	1969	-6.2	1969	-6.3	1968	-4.6	1981	-5.6
48	2006	-3.8	2006	-3.4	1979	-4.3	1980	-3.5	2010	-5.6	1981	-7.6	1980	-6.1	2000	-10.8	1969	-5.4	1964	-7.0	1967	-13.3	1969	-7.2	1968	-5.2	2006	-6.3	1981	-6.4	2006	-4.7	1969	-5.6
49	1979	-3.9	1980	-3.5	1968	-4.4	1981	-3.5	1980	-6.1	1982	-7.7	1969	-6.6	1986	-10.9	1966	-5.6	1982	-7.0	2012	-13.4	1997	-7.3	1969	-5.5	1967	-6.3	2006	-6.6	1969	-5.5	2006	-5.9
50	1980	-4.1	1966	-3.8	1966	-4.7	1979	-4.0	1966	-6.5	1980	-7.8	1968	-7.1	1976	-11.0	1968	-5.8	2004	-7.1	2004	-14.0	1980	-7.9	1967	-5.6	1980	-6.5	1967	-7.0	1982	-5.6	1982	-6.2
51	1982	-4.3	1979	-4.0	2006	-4.9	1982	-4.1	1982	-6.6	1966	-7.9	1987	-7.4	1981	-11.7	1980	-6.3	1968	-7.3	1976	-14.4	1982	-7.9	1982	-5.7	1985	-8.6	1982	-7.2	1967	-5.7	1980	-6.3
52	1966	-4.6	1982	-4.1	1982	-5.1	1966	-4.3	2006	-7.9	1964	-9.6	2006	-7.5	2004	-11.9	1987	-6.4	1980	-7.4	1981	-14.6	1964	-8.5	1980	-5.8	1964	-10.0	1980	-7.4	1980	-5.8	1967	-6.4
53	1987	-5.7	1987	-5.1	1963	-6.2	1987	-5.1	1985	-8.5	2006	-9.9	1982	-8.3	1987	-12.2	1982	-7.0	1966	-7.4	1985	-14.8	1985	-8.7	1985	-6.8	1963	-10.1	1985	-9.2	1985	-7.2	1985	-8.2
54	1964	-5.9	1964	-5.5	1964	-6.6	1963	-5.8	1964	-8.6	1985	-10.5	1963	-8.4	1968	-12.4	1963	-7.0	1985	-9.0	1987	-15.0	1987	-10.1	1987	-8.0	1987	-10.3	1963	-10.1	1963	-8.3	1963	-9.5
55	1985	-6.3	1963	-5.9	1987	-6.8	1985	-6.0	1987	-10.1	1987	-11.3	1964	-8.8	1985	-12.9	1985	-8.2	1987	-9.3	1968	-15.6	2006	-10.1	1963	-8.2	1961	-	1987	-10.4	1987	-8.9	1987	-10.0
56	1963	-7.2	1985	-6.3	1985	-7.1	1964	-6.8	1963	-10.8	1963	-11.9	1985	-9.4	1963	-15.1	1964	-9.3	1963	-10.7	1963	-17.5	1963	-11.5	1964	-9.7	1962	-	1964	-11.5	1964	-10.5	1964	-11.4

Tab. 6 Poradie priemerných mesačných (január 2016) maxím teplôt vzduchu [°C] na vybraných meteorologických staniciach SR od roku 1961
Order of mean monthly (January 2016) maximum air temperature [°C] at selected meteorological stations of Slovakia since 1961

Por.č.	rok/year	BaK	rok/year	BaL	rok/year	Pie	rok/year	Hu	rok/year	Cad	rok/year	OrL	rok/year	Sli	rok/year	Cho	rok/year	Bol	rok/year	Tel	rok/year	LoS	rok/year	Pop	rok/year	Ke	rok/year	Tis	rok/year	Med	rok/year	Mil	rok/year	KnC
1	2007	7.8	2007	8.6	2007	7.3	2007	9.0	2007	5.1	1988	3.2	2007	5.4	1989	-1.3	2007	7.4	2007	2.5	1989	-3.9	2007	4.8	2007	5.3	2007	4.5	2007	4.3	2007	5.0	2007	5.4
2	1983	6.7	1983	7.4	1994	5.9	1994	7.1	1975	4.5	2014	2.9	1983	5.0	1997	-1.7	1998	5.3	1992	2.0	1997	-4.2	1975	3.9	1994	4.5	2014	3.8	1988	3.9	1994	4.1	2014	5.0
3	1994	6.2	1994	6.8	1983	5.9	1983	6.8	1994	4.3	2007	2.7	1998	4.9	1990	-2.5	1994	4.9	1989	2.0	2014	-4.3	1994	3.5	2014	4.0	1994	3.5	1998	3.7	2014	4.0	1988	4.9
4	1975	5.8	1975	6.3	2014	5.5	2014	6.3	1988	4.3	2008	2.1	1975	4.9	2014	-2.6	1983	4.8	1975	1.8	1999	-4.9	1988	3.4	1998	3.7	1988	3.5	1994	3.7	1998	3.9	1998	4.6
5	2008	4.9	1998	5.6	1998	5.4	1975	6.1	2014	4.2	1975	2.0	2014	4.5	1992	-3.0	2014	4.2	1988	1.6	1990	-5.1	2008	3.1	1988	3.2	1998	3.2	2014	3.3	1988	3.7	1994	4.6
6	1993	4.9	2015	5.5	1975	5.3	1998	6.1	2008	4.1	1994	1.9	1994	4.4	1999	-3.1	2015	4.1	2014	1.6	1988	-5.1	2014	2.9	1983	3.1	2001	2.7	2001	3.0	1983	3.1	1975	4.0
7	2015	4.8	2008	5.4	1988	5.2	2015	5.8	1998	3.1	1998	1.8	1988	3.9	2002	-3.2	1975	3.3	1983	1.6	1975	-5.2	1983	2.7	1975	2.7	1975	2.6	1975	3.0	1975	3.0	2001	4.0
8	1988	4.6	1988	5.2	2008	4.8	1988	5.6	1983	3.0	1999	1.5	2015	3.6	2007	-3.2	2012	3.0	2002	1.3	2002	-5.6	2015	2.4	2015	2.7	2015	2.4	2008	2.9	2015	2.9	2008	3.6
9	1998	4.5	2014	5.2	2015	4.5	2008	5.6	1974	2.4	2001	1.2	1993	2.9	1998	-3.4	2005	2.9	1993	1.2	2007	-5.7	1993	2.4	2001	2.7	2008	2.4	1971	2.8	2001	2.8	1983	3.4
10	2012	4.4	2012	5.1	2012	4.5	2012	5.5	2015	2.2	2015	1.1	1992	2.9	1975	-3.5	2008	2.8	1999	1.2	1998	-5.9	1998	2.2	2008	2.4	1983	2.3	1977	2.0	1973	2.5	2015	3.3
11	2014	4.2	1992	4.9	2001	3.7	2005	4.1	1991	2.2	1983	0.9	2012	2.5	1988	-3.5	1988	2.8	1998	1.1	1992	-5.9	1991	2.1	1973	2.3	2012	1.5	1973	2.0	2012	2.0	1977	3.3
12	1976	3.9	1993	4.9	1993	3.6	1976	4.0	1977	2.1	1991	0.8	2008	2.4	1991	-3.8	1993	2.6	1997	1.1	2001	-6.0	1999	1.8	2012	2.1	1973	1.4	1983	1.9	2008	1.8	1973	2.5
13	1992	3.8	1976	4.8	1974	3.4	1993	3.9	1990	2.0	1974	0.7	1974	2.1	1993	-3.9	1976	2.1	1994	1.0	1994	-6.3	1989	1.6	1971	1.6	1991	1.4	1991	1.8	1986	1.6	2012	2.2
14	2005	3.6	2005	4.3	2005	3.2	2001	3.9	2001	1.8	1990	0.7	1962	2.0	1971	-4.0	1974	1.9	2015	0.7	2008	-6.3	1990	1.6	1991	1.5	1971	1.4	2015	1.7	1991	1.5	1991	2.1
15	2002	2.9	2002	3.6	1991	3.2	1991	3.9	1993	1.7	1984	0.7	1989	2.0	1973	-4.3	1984	1.9	1990	0.7	1973	-6.5	1974	1.5	1986	1.3	2011	1.2	1993	1.4	1993	1.2	2011	2.0
16	2016	2.7	1974	3.6	1978	3.1	1992	3.9	1984	1.6	1977	0.4	1990	1.9	1983	-4.4	2001	1.9	2008	0.6	1971	-6.5	2001	1.5	2011	1.2	1977	1.1	2012	1.4	1971	1.1	1971	1.9
17	2011	2.7	1991	3.6	1992	2.9	1978	3.8	1962	1.5	1993	0.4	2001	1.8	1994	-4.4	1992	1.7	2001	0.6	2015	-6.6	1984	1.2	1984	1.2	1986	0.9	2011	1.3	2011	1.0	1986	1.8
18	1991	2.7	1978	3.5	1976	2.8	1974	3.5	1978	1.5	1973	0.4	1976	1.8	2015	-4.5	1991	1.5	1973	0.6	1996	-6.6	1962	1.2	1977	1.1	1993	0.6	1962	1.0	1974	0.9	1984	1.8
19	1974	2.6	1989	3.2	2011	2.4	1962	3.4	1989	1.5	1989	0.3	1984	1.8	2008	-4.5	1978	1.4	1991	0.5	1974	-6.6	1973	1.1	1974	1.0	1984	0.6	1974	0.8	1984	0.8	1962	1.7
20	1984	2.4	1984	3.2	1986	2.3	2002	3.3	1965	1.5	2011	0.3	1991	1.8	2006	-4.7	2002	1.4	1971	0.3	1993	-6.9	1992	0.9	2005	1.0	1974	0.5	1992	0.8	1972	0.7	1993	1.6
21	1990	2.4	1986	3.1	1962	2.3	2011	3.2	2011	1.4	1971	0.3	2005	1.5	1962	-4.8	1977	1.2	1974	0.3	1983	-6.9	1977	0.7	1995	0.9	1965	0.5	1984	0.8	1962	0.7	1974	1.5
22	1989	2.4	1962	3.0	1984	2.2	1990	3.2	1999	1.3	1992	0.2	1961	1.4	2001	-4.8	1973	1.2	2011	0.0	1977	-6.9	2011	0.6	1978	0.9	2005	0.2	1986	0.7	2005	0.6	1965	1.4
23	1962	2.4	1990	2.9	1990	2.2	1984	3.2	2005	1.3	2002	0.1	1978	1.3	1974	-4.8	1961	1.2	2012	-0.1	1962	-6.9	1971	0.4	1972	0.7	1999	0.1	1999	0.7	1961	0.6	1972	1.4
24	1986	2.3	2011	2.8	2002	2.2	1986	3.1	1973	1.1	1965	-0.3	1999	1.3	1965	-5.0	1990	1.1	2006	-0.6	1991	-7.0	2005	0.3	1992	0.7	2009	0.0	2005	0.6	1990	0.5	1978	1.4
25	1978	1.9	2001	2.7	1973	2.0	2016	2.8	1992	1.1	1962	-0.4	1977	0.8	1982	-5.2	1986	1.1	2005	-0.6	1982	-7.1	1965	0.3	1993	0.6	1978	0.0	1965	0.6	1977	0.5	1999	1.2
26	2001	1.8	2013	2.5	1977	2.0	1995	2.8	2012	1.0	1997	-0.5	1986	0.6	1996	-5.3	1962	1.0	1977	-0.7	1970	-7.2	2002	0.1	2002	0.5	1995	-0.1	1990	0.5	1999	0.4	2005	1.2
27	2013	1.7	2016	2.1	1965	1.9	1999	2.6	1986	0.8	1978	-0.6	1973	0.6	2009	-5.3	2013	1.0	1996	-0.7	2003	-7.4	2012	0.1	2010	0.4	2013	-0.2	1972	0.3	1965	0.4	1970	1.1
28	1999	1.4	2003	2.1	1999	1.9	1965	2.5	1961	0.4	2016	-0.6	2011	0.6	1969	-5.4	2016	0.9	1962	-0.9	2006	-7.6	1995	0.1	1976	0.3	2002	-0.2	1995	0.2	1995	0.3	2009	1.1
29	1995	1.2	1995	2.1	1989	1.8	1977	2.4	1971	0.4	2005	-0.8	1965	0.6	2013	-5.4	2010	0.7	1978	-1.0	1965	-7.7	1978	-0.1	1961	0.2	1970	-0.3	2009	0.2	1970	0.3	1995	0.8
30	2003	1.1	1981	1.9	1995	1.6	2013	2.3	1995	0.3	1995	-0.8	1995	0.5	2011	-5.6	2011	0.7	1964	-1.0	1964	-7.7	2016	-0.1	1965	0.2	1992	-0.3	1978	0.2	1976	0.2	1961	0.8
31	1977	1.0	1999	1.8	1961	1.6	1989	2.0	2016	0.1	2012	-1.0	2013	0.3	1964	-5.6	1972	0.6	2013	-1.3	2013	-7.8	1961	-0.3	1996	0.1	2016	-0.4	2013	0.0	1978	0.1	2002	0.8
32	1981	0.9	1965	1.7	1971	1.6	1961	2.0	2002	0.0	2009	-1.1	1970	0.2	1977	-5.7	1995	0.5	1972	-1.4	2009	-7.8	1986	-0.3	1990	0.0	1990	-0.6	1970	-0.1	2002	0.1	2013	0.7
33	1965	0.9	1961	1.7	2003	1.5	1971	2.0	1970	-0.2	1961	-1.1	2010	0.0	2005	-5.8	1999	0.5	1984	-1.4	2011	-7.9	1970	-0.7	1999	0.0	2010	-0.6	1996	-0.2	2010	0.0	1990	0.6
34	1967	0.7	1973	1.4	2016	1.3	1972	1.7	2009	-0.2	1986	-1.2	2016	0.0	1970	-5.9	1965	0.5	1965	-1.6	1978	-8.0	1976	-0.8	2009	-0.1	1989	-0.7	2010	-0.2	2016	-0.1	1996	0.5
35	2000	0.4	1967	1.4	2013	1.3	1967	1.7	1976	-0.2	1996	-1.2	1972	0.0	2003	-6.0	2009	0.2	2000	-1.6	1969	-8.0	2013	-0.9	1970	-0.1	1972	-0.7	2002	-0.3	2013	-0.1	2016	0.3
36	1973	0.4	1977	1.4	1972	0.9	2009	1.7	2003	-0.4	1970	-1.2	1996	-0.2	2016	-6.4	1981	0.1	2009	-1.6	1984	-8.1	2003	-0.9	1962	-0.1	1996	-0.9	1961	-0.4	1992	-0.1	1989	0.3
37	2009	0.4	1968	1.3	1970	0.9	1973	1.3	1972	-0.4	2013	-1.3	2002	-0.2	1984	-6.4	1989	0.1	2016	-1.7	1972	-8.6	2009	-1.0	2016	-0.2	1979	-1.0	2003	-0.4	1989	-0.2	2010	0.3
38	1961	0.3	2000	1.1	1967	0.7	2003	1.3	2013	-0.7	1972	-1.3	2009	-0.4	1978	-6.5	1970	0.0	1986	-1.9	2005	-8.8	1972	-1.2	2013	-0.3	1976	-1.0	1989	-0.5	2009	-0.3	1979	0.1
39	2004	0.3	1971	0.9	2000	0.5	2004	1.3	2000	-0.7	1982	-1.7	2003	-0.5	1972	-6.7	2006	0.0	1970	-1.9	1961	-9.0	1964	-1.3	2006	-0.4	2003	-1.3	1976	-0.8	1996	-0.4	1976	-0.1
40	1968	0.3	2004	0.9	2009	0.5	1981	1.2	1996	-1.0	2003	-1.9	1981	-0.5	1961	-6.7	1971	-0.3	1982	-2.0	1995	-9.5	2000	-1.5	1981	-0.8	2000	-1.4	1979	-0.8	1997	-0.6	1992	-0.1
41	1971	0.2	2009	0.8	1996	0.5	1970	0.9	1967	-1.2	2000	-2.0	1997	-0.5	1995	-7.1	2004	-0.5	1961	-2.0	2016	-9.5	1981	-1.8	1997	-0.9	1997	-1.5	1997	-0.8	2006	-1.1	2003	-0.4
42	2010	-0.1	2010	0.6	2010	0.2	2000	0.9	1981	-1.2	1969	-2.3	2000	-0.7	2012	-7.4	1967	-0.7	1969	-2.0	2000	-9.6	1996	-1.9	1979	-1.0	2006	-1.7	2006	-0.8	1979	-1.2	2006	-0.6
43	1972	-0.5	1972	0.4	2004	0.1	2010	0.8	1997	-1.5	2006	-2.3	1967	-0.7	1966	-7.5	1997	-0.9	1995	-2.0	1979	-10.0	2010	-1.9	1989	-1.1	2004	-1.7	1969	-1.3	2004	-1.2	1997	-0.7
44	1979	-0.8	1970	0.1	1981	0.0	1968	0.4	1979	-1.5	2010	-2.5	1971	-0.9	2000	-7.5	2000	-0.9	2010	-2.1	1986	-10.1	1967	-1.9	2003	-1.4	1969	-2.0	2000	-1.4	2003	-1.3	2000	-0.9
45	1969	-0.8	1979	0.0	1979	-0.4	2006	0.4	1969	-1.6	1980	-2.6	1979	-1.3	1967	-7.6	2003	-0.9	1979	-2.2	2010	-10.1	1982	-2.2	2000	-1.4	1981	-2.1	2004	-1.5	1981	-1.3	1981	-1.1
46	2006	-0.9	2006	-0.2	1969	-0.6	1996	0.3	2004	-1.7	1976	-2.7	2004	-1.6	1976	-7.9	1996	-1.0	1976	-2.3	1966	-10.4	1969	-2.2	1969	-1.4	1968	-2.2	1982	-1.7	2000	-1.4	2004	-1.1
47	1970	-1.0	1969	-0.5	1997	-0.7	1997	0.2	1968	-2.1	1964	-2.8	1966	-1.7	1980	-8.2	1979	-1.1	2003	-2.4	2012	-10.5	1968	-2.3	2004	-1.7	1982	-2.4	1980	-1.7	1968	-1.4	1969	-1.2
48	1996	-1.7	1996	-0.6	1980	-0.8	1969	0.1	2010	-2.1	1981	-2.9	1980	-2.0	1979	-8.2	1969	-1.4	1981	-2.7	1967	-10.7	1997	-2.3	1968	-1.8	1967	-2.7	1981	-2.0	1969	-1.9	1980	-1.4
49	1997	-1.7	1997	-0.7	1968	-0.9	1979	-0.4	1982	-2.1	1979	-3.1	1987	-2.1	2010	-8.3	1987	-1.8	1967	-2.8	1976	-10.9	2004	-2.3	1967	-2.0	1980	-2.9	1968	-2.2	1967	-1.9	1968	-1.5
50	1980	-1.8	1980	-0.7	2006	-0.9	1980	-0.5	1980	-2.3	1967	-3.2	1968	-2.2	1986	-8.7	1968	-1.9	1968	-3.0	1980	-10.9	1979	-2.4	1982	-2.1	1966	-3.0	1967	-2.7	1966	-2.1	1982	-1.5
51	1987	-1.9	1987	-1.2	1982	-1.8	1966	-0.8	2006	-2.7	2004	-3.5	1969	-2.6	1981	-8.8	1966	-1.9	2004	-3.3	2004	-11.0	1980	-3.0	1980	-2.4	1985	-4.6	1966	-3.0	1982	-2.4	1966	-2.1
52	1982	-2.0	1982	-1.3	1966	-1.9	1982	-1.2	1964	-3.3	1968	-3.7	2006	-2.7	1987	-9.2	1980	-1.9	1980	-3.5	1981	-11.7	1966	-3.4	1966	-2.5	1964	-5.7	2016	-3.0	1980	-2.4	1967	-2.3
53	1966	-2.3	1966	-1.3	1987	-2.4	1987	-1.3	1966	-3.5	1966	-4.3	1964	-3.0	2004	-9.5	1982	-2.7	1966	-3.7	1987	-11.8	1985	-3.7	1985	-3.0	1987	-5.7	1985	-3.8	1985	-4.1	1985	-3.9
54	1964	-3.2	1964	-2.5	1964	-3.0	1985	-2.2	1985	-4.1	1985	-4.6	1982	-3.2	1968	-9.7	1963	-3.8	1985	-4.5	1985	-12.0	2006	-3.8	1987	-4.1	1963	-6.4	1964	-5.1	1963	-4.6	1987	-5.0
55	1985	-3.7	1985	-2.7	1985	-3.0	1963	-2.6	1987	-5.6	1987	-6.1	1963	-3.9	1985	-10.0	1985	-4.3	1987	-5.3	1968	-12.9	1987	-5.8	1963	-5.6	1961	-	1987	-5.1	1987	-4.7	1963	-5.3
56	1963	-4.5	1963	-3.3	1963	-3.1	1964	-3.0	1963	-6.7	1963	-7.5	1985	-4.7	1963	-12.5	1964	-5.0	1963	-6.7	1963	-15.2	1963	-6.7	1964	-6.0	1962	-	1963	-6.3	1964	-6.2	1964	-6.9

Tab. 7 Poradie absolútnych mesačných (január 2016) maxím teploty vzduchu [°C] usporiadaných zostupne na vybraných staniciach SR od roku 1961
Order of absolute monthly (January 2016) maximum air temperature [°C] at selected stations of Slovakia since 1961

Por.č.	rok/year	BaK	rok/year	BaL	rok/year	Pie	rok/year	Hu	rok/year	Cad	rok/year	OrL	rok/year	Sli	rok/year	Cho	rok/year	Bol	rok/year	Tel	rok/year	LoS	rok/year	Pop	rok/year	Ke	rok/year	Tis	rok/year	Med	rok/year	Mil	rok/year	KnC
1	2002	18.8	2002	19.7	2002	16.4	2002	16.9	1994	14.6	1975	10.0	2002	13.3	1989	7.1	2002	15.4	1992	10.6	1975	4.7	1993	11.9	2002	13.2	2014	10.9	1994	16.7	2007	12.3	2002	13.2
2	2007	17.6	2007	18.8	1993	14.7	2007	16.5	2014	12.8	1994	9.8	1993	12.5	1998	6.9	2007	14.4	1993	9.9	1999	4.2	2007	11.4	1994	12.0	2007	10.7	1975	11.5	1983	10.6	1975	12.7
3	2015	16.4	2015	17.1	1998	14.0	2015	16.5	1975	12.6	2014	9.7	1975	12.4	1997	6.7	2015	12.7	2002	9.7	1982	3.1	1975	11.3	2007	12.0	1975	10.4	1990	10.7	1994	10.4	2014	12.2
4	1993	15.4	1993	16.8	2015	13.4	1998	15.1	2007	12.5	1990	9.5	2015	12.4	1999	6.4	1990	12.5	1994	9.6	1998	2.7	2016	11.2	1983	10.6	1994	10.4	2014	10.6	2016	10.4	1990	12.0
5	1983	13.7	1983	14.4	2007	13.1	1995	14.4	1990	11.4	2007	9.2	2007	12.3	2002	6.2	1998	12.2	1981	9.4	1983	2.6	1990	10.9	1971	10.2	1990	9.8	1961	10.5	1993	10.2	2001	11.9
6	2011	13.5	1998	14.3	1994	12.6	1994	14.2	1971	11.2	2015	9.1	1998	12.0	1982	5.2	2011	12.0	1971	9.0	1989	2.5	2015	10.8	1990	10.1	2001	9.7	2001	10.1	2014	10.2	1994	11.7
7	1994	13.4	2008	14.2	1983	12.2	2008	14.1	1993	10.4	2011	8.6	1990	11.3	1991	5.2	1983	11.6	1968	8.7	1992	2.5	2002	9.9	2014	10.0	2002	9.7	2007	10.0	1990	10.0	2009	11.3
8	1998	13.3	1975	14.0	2008	12.2	2005	14.0	2015	10.2	1996	8.5	1983	11.0	1993	5.2	1975	11.3	1999	8.7	2001	2.4	1994	9.8	1975	9.6	1993	9.1	1971	9.9	1975	9.6	1961	11.1
9	2008	13.3	1994	14.0	2014	12.1	1975	13.4	1996	10.1	1971	8.3	2011	10.6	2007	5.1	1993	11.3	2005	8.7	2014	2.4	2005	9.7	1993	9.3	1971	8.9	1969	9.8	1961	9.5	1971	11.0
10	2016	13.1	1976	13.6	1975	11.8	1983	13.4	1984	10.0	2016	8.3	1989	10.0	1975	4.6	2005	11.3	2007	8.3	1997	2.3	2008	9.7	1998	9.3	1983	8.7	2008	9.6	1986	9.2	2007	10.8
11	1962	12.6	1984	13.4	2011	11.7	1976	13.3	2005	10.0	1998	8.2	2008	9.5	1971	4.4	2008	11.1	1997	8.2	2002	2.3	1973	9.6	1988	9.0	1988	8.5	2009	9.5	2001	9.2	2015	10.8
12	1975	12.4	1995	13.2	1990	11.5	1984	13.2	2002	9.6	1993	7.8	2014	9.3	1964	4.2	1994	11.0	2011	8.1	1996	2.0	1991	9.6	2001	9.0	1995	8.4	1996	9.2	1988	8.7	1988	9.7
13	1976	12.3	2000	13.0	1988	11.0	1962	13.0	1988	9.1	1973	7.6	1976	9.2	1966	4.1	1984	10.6	1989	8.0	1962	1.6	2014	9.3	1986	8.9	2015	8.2	2002	9.1	1982	8.6	1998	9.7
14	1995	12.2	2011	12.9	2005	11.0	1993	12.5	1973	9.0	1999	7.6	2005	9.1	2014	4.1	2013	10.2	2015	8.0	2007	1.6	1988	9.0	1961	8.7	1986	8.0	1998	8.8	2002	8.6	1996	9.6
15	2000	12.2	2014	12.5	1976	10.8	2009	12.4	1995	9.0	1988	7.5	1984	8.9	2005	3.2	2014	10.1	1975	7.7	1966	1.4	2001	9.0	2008	8.6	2011	8.0	1970	8.7	2011	8.4	1970	9.5
16	1984	12.1	1962	12.4	1982	10.6	1988	12.2	1961	8.6	1997	7.5	1987	8.8	1992	3.0	1974	10.0	1973	7.5	1993	1.1	1996	8.9	1995	8.5	2000	7.9	1988	8.7	1998	8.3	1983	9.5
17	2014	11.9	2005	12.3	1995	10.4	1991	11.8	1970	8.6	2002	6.7	2000	8.8	2011	2.8	1995	9.9	1991	7.5	1977	1.0	1995	8.7	2015	8.2	2008	7.7	2015	8.5	1973	8.2	2016	9.4
18	1988	11.7	2013	12.3	2003	10.1	2011	11.8	1998	8.6	2005	6.7	1974	8.6	1962	2.6	1976	9.8	1996	7.2	1991	0.9	1999	8.7	1973	8.0	2016	7.7	1973	8.0	1995	8.2	2013	9.3
19	1992	11.7	1989	12.1	2000	9.9	2014	11.8	1979	8.4	1970	6.6	1992	8.4	1990	2.6	2016	9.7	1974	7.1	1994	0.7	1961	8.5	2016	8.0	1998	7.6	2011	8.0	2012	8.2	1969	9.1
20	1982	11.3	1982	12.0	2012	9.8	2003	11.7	2008	8.4	1979	6.5	1994	8.4	1973	2.4	2000	9.2	1990	7.1	2005	0.6	1962	8.2	1969	7.9	1976	7.5	1999	7.7	1971	8.1	1977	9.0
21	2013	11.1	1992	12.0	1987	9.7	1990	11.6	2009	8.1	1984	6.5	2009	8.4	1983	2.1	1987	9.1	1978	7.0	2011	0.3	1984	8.2	2010	7.9	1996	7.5	2006	7.7	2015	8.0	1979	9.0
22	1990	11.0	1990	11.8	1971	9.6	1965	11.5	1983	8.0	1995	6.5	1982	8.2	2015	1.8	2009	8.6	2008	6.9	1988	0.2	1971	8.1	1991	7.7	2009	7.4	1986	7.5	1968	7.8	1995	9.0
23	2003	11.0	2003	11.8	1991	9.1	1971	11.5	1977	7.8	1961	6.4	2012	7.9	2016	1.8	2010	8.5	2014	6.9	1964	0.0	2011	8.0	1968	7.4	1973	6.9	1991	7.5	1976	7.5	2008	8.9
24	2005	10.7	1988	11.5	2009	9.0	2000	11.1	2011	7.8	2009	6.3	1967	7.8	1974	1.6	2012	8.5	2016	6.9	2003	-0.2	1981	7.6	1996	7.4	1991	6.8	1993	7.4	1984	7.4	1991	8.8
25	2012	10.4	1971	11.1	1979	8.8	2013	11.0	2013	7.8	2008	6.2	1962	7.7	1970	1.4	1988	8.1	1982	6.6	1971	-0.5	1998	7.3	1981	7.3	1968	6.4	1962	7.2	1991	7.4	2011	8.8
26	1968	10.2	1987	10.8	1974	8.7	2001	10.9	1978	7.6	2013	6.1	2013	7.7	2001	1.2	1962	8.0	1972	6.4	1973	-0.5	1983	7.0	1982	7.2	1982	6.4	1976	7.0	1981	7.3	1993	8.7
27	1986	10.1	2012	10.7	1996	8.7	1982	10.8	1991	7.6	1986	6.0	1988	7.5	1988	1.1	1971	7.9	1998	6.4	2016	-0.5	1985	7.0	2011	7.2	1984	6.4	2016	7.0	2009	7.3	1972	8.3
28	1987	10.0	2016	10.3	2001	8.7	2012	10.8	1974	7.1	1991	6.0	1968	7.4	1995	1.1	2003	7.8	1969	6.2	1974	-0.6	1980	6.8	2013	7.2	2010	6.1	1977	6.7	2004	7.2	1986	8.3
29	1989	10.0	1981	10.2	2013	8.4	2004	10.6	1969	7.0	2001	5.6	1961	7.3	2006	1.1	1961	7.7	2001	6.2	1984	-0.6	1992	6.8	2005	7.0	1970	6.0	1983	6.7	1977	6.5	1982	8.2
30	2009	9.8	2010	10.1	1984	8.3	1987	10.5	2001	6.8	1989	5.3	1969	7.1	1976	1.0	1981	7.7	2006	6.2	2015	-0.7	2013	6.7	2009	7.0	1979	6.0	2000	6.5	1996	6.5	1984	8.2
31	1967	9.6	1966	9.8	2004	8.2	1986	10.3	2016	6.8	1982	5.1	2016	7.1	1984	1.0	1982	7.6	1983	5.9	1985	-0.8	1974	6.5	2012	7.0	2012	6.0	2003	6.4	1997	6.4	1985	8.0
32	1971	9.6	1986	9.8	2016	8.2	1992	10.1	2000	6.5	1985	5.1	1986	7.0	2008	0.7	1991	7.5	1962	5.8	2012	-0.9	1979	6.4	1976	6.5	1999	5.8	1984	6.2	2010	6.4	1999	7.9
33	1979	9.6	1991	9.8	1961	8.0	1977	10.0	1965	6.4	1963	5.0	1995	7.0	2003	0.5	2004	7.5	1979	5.8	1970	-1.0	2009	6.2	1970	6.4	2013	5.8	1995	6.2	1979	6.2	1976	7.8
34	1981	9.5	1974	9.4	1986	8.0	2016	10.0	1986	6.1	1969	5.0	1970	6.7	1969	0.4	1968	7.3	1976	5.7	2013	-1.0	1982	6.1	2000	6.4	1974	5.7	1979	6.0	2000	6.2	1978	7.8
35	1991	9.3	2004	9.4	1970	7.9	1966	9.3	1989	6.0	1992	5.0	1999	6.7	1994	0.4	1992	7.2	1964	5.6	1990	-1.6	2000	6.1	1977	6.2	1977	5.6	2010	6.0	1969	6.0	1962	7.7
36	2001	8.7	1968	9.2	2010	7.9	1979	9.2	1982	5.9	1962	4.8	1971	6.5	1985	0.3	1969	7.1	2013	5.6	2009	-1.8	1965	6.0	1979	5.8	1969	5.5	2013	5.9	1974	5.7	1974	7.3
37	1966	8.5	1979	9.2	1999	7.8	1961	9.1	1966	5.8	1977	4.5	2003	6.5	1965	0.0	1986	7.0	2010	5.5	2008	-1.9	1969	6.0	2006	5.8	1978	5.4	1974	5.7	1999	5.7	1973	7.2
38	1974	8.4	1999	8.8	1978	7.4	1999	9.1	2003	5.8	1983	4.5	2004	6.5	1968	0.0	2001	6.9	1961	5.4	1980	-2.2	2012	6.0	1972	5.6	1981	5.3	1968	5.5	1978	5.6	1968	6.4
39	2004	8.4	1978	8.7	1968	7.2	1981	8.9	1968	5.7	1972	4.4	1966	6.4	2013	0.0	1978	6.8	1984	5.4	1961	-2.4	1970	5.9	1992	5.6	1992	5.0	1972	5.2	1972	5.5	1965	6.3
40	2010	8.4	2001	8.6	1973	7.0	1968	8.8	1972	5.7	1978	4.4	1977	6.2	1977	-0.1	1989	6.8	2000	5.3	1969	-2.4	1966	5.8	1967	5.5	2004	5.0	1978	5.0	2003	5.3	1981	6.3
41	1961	8.2	1961	8.3	1962	6.9	1974	8.8	1976	5.5	1980	4.3	1979	5.9	2012	-0.1	1966	6.4	1967	5.2	1978	-2.5	1977	5.7	1978	5.5	1972	4.6	1982	5.0	2008	5.3	2010	6.3
42	1999	7.8	2009	8.3	1985	6.9	1969	8.7	1962	5.2	1965	4.2	1978	5.7	1978	-0.2	1972	6.0	1986	5.2	1965	-2.6	1978	5.6	1984	5.5	2005	4.2	1992	4.9	2013	5.2	2003	6.2
43	1977	7.6	1967	8.0	1989	6.9	1989	8.6	1963	5.1	1974	4.2	1991	5.7	2009	-0.3	1979	6.0	1966	5.1	1976	-2.6	1989	5.4	1974	5.4	2006	4.2	2005	4.9	2005	5.1	2005	6.2
44	1969	7.5	1985	7.2	1967	6.8	1978	8.5	1992	5.0	2003	4.2	1973	5.6	1979	-0.4	1967	5.8	1995	5.1	1979	-2.6	2003	5.2	1987	5.3	2003	4.1	2012	4.9	1970	5.0	2006	6.2
45	1985	7.5	1969	7.1	1977	6.8	2010	8.5	2012	5.0	1968	3.8	1981	5.6	1980	-0.4	2006	5.3	1970	5.0	1995	-2.6	1976	5.1	1999	5.3	1967	4.0	1980	4.7	2006	4.8	2000	6.0
46	1978	6.9	1965	6.6	1981	6.7	1980	7.9	1999	4.9	1966	3.6	1964	5.5	1981	-0.4	1973	5.2	1988	5.0	1968	-3.0	1972	4.9	2004	5.3	1985	4.0	1985	4.7	1962	4.5	2012	6.0
47	2006	6.7	2006	6.5	1966	6.6	1985	7.8	2004	4.7	2000	3.6	2001	5.5	2010	-0.4	1977	5.1	2009	4.4	1981	-3.0	1986	4.9	2003	5.1	1997	4.0	1987	4.3	1987	4.3	1963	5.5
48	1965	6.6	1973	6.4	1992	6.6	1996	7.6	1985	4.5	2012	3.6	2010	5.5	1967	-0.8	1970	5.0	2004	3.9	2000	-3.0	1964	4.7	1997	4.4	1989	3.7	2004	4.2	1992	4.3	2004	5.3
49	1970	5.5	1996	6.0	1965	6.0	1967	7.1	1980	4.2	1981	3.3	1972	5.4	1996	-1.0	1999	5.0	1977	3.8	2006	-3.3	1967	4.5	1985	4.3	1965	3.5	1965	4.0	1967	4.2	1980	4.8
50	1973	5.2	1970	5.8	1980	5.9	1973	6.5	1981	4.0	1976	2.8	1997	5.2	2000	-1.1	1965	4.7	2003	3.7	2010	-3.3	1968	4.4	1962	3.9	1980	3.3	1989	3.7	1980	3.6	1997	4.8
51	1980	4.5	1977	5.6	1963	5.8	1970	6.2	1987	4.0	2006	2.3	1985	4.9	1961	-1.2	1963	4.6	2012	3.7	1972	-3.6	2010	4.3	1989	3.3	1966	2.7	1967	3.6	1985	3.6	1992	4.5
52	1963	4.4	1980	5.3	1969	5.7	2006	6.2	2010	3.6	2010	2.3	2006	4.3	1972	-2.0	1964	4.6	1985	3.6	2004	-4.3	1963	3.7	1965	3.0	1963	2.4	1981	3.5	1966	3.5	1989	3.7
53	1996	4.4	1972	4.7	1972	4.8	1972	5.3	1997	3.1	1964	2.2	1965	4.0	1963	-2.2	1985	3.7	1987	3.4	1986	-4.6	1997	3.7	1966	3.0	1964	2.0	1997	3.2	1965	3.0	1987	3.6
54	1997	4.1	1997	4.7	2006	4.3	1997	5.3	1967	2.7	1987	1.8	1963	3.6	1987	-2.4	1980	3.5	1965	3.2	1967	-4.8	2004	3.2	1964	2.5	1987	1.8	1963	3.0	1963	2.5	1966	3.1
55	1964	3.7	1963	4.0	1997	4.2	1963	4.1	2006	2.0	2004	1.6	1996	3.4	2004	-2.4	1997	3.5	1963	2.4	1963	-5.2	1987	3.0	1980	2.5	1961	-	1966	1.6	1989	2.5	1967	3.0
56	1972	3.4	1964	4.0	1964	3.0	1964	3.5	1964	1.7	1967	1.3	1980	2.7	1986	-2.6	1996	2.8	1980	1.2	1987	-5.2	2006	2.7	1963	2.4	1962	-	1964	1.0	1964	2.4	1964	1.7

Tab. 8 Poradie priemerných mesačných (január 2016) miním teplôt vzduchu [°C] na vybraných meteorologických staniciach SR od roku 1961
Order of mean monthly (January 2016) minimum air temperature [°C] at selected meteorological stations of Slovakia since 1961

Por.č.	rok/year	BaK	rok/year	BaL	rok/year	Pie	rok/year	Hu	rok/year	Cad	rok/year	OrL	rok/year	Sli	rok/year	Cho	rok/year	Bol	rok/year	Tel	rok/year	LoS	rok/year	Pop	rok/year	Ke	rok/year	Tis	rok/year	Med	rok/year	Mil	rok/year	KnC
1	2007	1.8	2007	1.9	1983	0.4	2007	1.0	2007	-0.6	2007	-2.7	2014	-0.2	1990	-7.3	2014	-0.5	2007	-3.4	1997	-9.1	2007	-2.4	2014	-0.8	1988	-0.6	2014	-1.1	1988	-0.2	1988	-0.5
2	1983	1.4	1983	1.8	1988	-0.1	1994	0.6	1983	-1.4	1983	-3.8	2007	-1.3	1997	-7.6	2007	-0.6	2014	-4.0	2014	-9.6	1994	-2.8	1988	-0.9	2007	-0.8	1988	-1.1	2007	-0.3	2007	-0.6
3	1994	0.9	1994	0.8	2007	-0.1	1983	0.4	1988	-1.4	1988	-3.8	1983	-1.8	1989	-7.6	1988	-1.2	1988	-4.0	1989	-9.7	1983	-3.2	2007	-1.4	1994	-1.1	2007	-1.9	1983	-0.8	1994	-1.3
4	1975	0.1	1988	0.4	1975	-0.1	1988	0.4	1994	-1.7	2014	-3.9	1988	-2.2	1988	-7.8	1983	-1.2	1994	-4.3	1973	-9.8	1988	-3.7	1994	-1.6	2014	-1.2	1994	-2.5	1994	-0.9	2014	-1.4
5	1988	0.1	2014	-0.1	2014	-0.2	2014	0.0	1975	-1.7	2008	-4.3	1994	-2.3	2014	-7.9	1994	-1.3	1983	-4.9	1988	-10.0	1975	-3.8	1998	-2.4	1983	-1.7	1983	-2.6	2014	-1.1	1975	-1.8
6	2014	-0.4	1975	-0.1	1974	-0.2	1974	-0.3	2008	-2.0	1994	-4.5	1975	-2.3	1971	-8.1	2015	-1.7	2015	-5.2	1990	-10.0	2014	-4.3	1975	-2.6	1998	-1.8	1998	-2.8	1975	-1.5	1983	-1.8
7	2008	-0.4	1974	-0.2	1994	-0.4	1975	-0.3	1974	-2.4	2015	-4.7	2015	-2.4	1999	-8.4	1998	-1.9	1999	-5.4	1971	-10.3	2015	-4.6	2015	-2.8	1975	-2.3	2015	-3.2	1998	-1.5	2015	-2.0
8	1998	-0.7	2015	-0.4	2008	-1.7	1998	-0.5	1998	-2.8	1998	-5.4	1998	-2.7	1998	-8.6	1975	-2.4	1975	-5.4	1999	-10.5	2008	-4.6	2001	-3.0	2015	-2.5	1975	-3.3	2015	-2.1	1998	-2.0
9	1974	-0.8	2008	-0.5	2001	-1.8	2015	-0.7	2014	-2.8	1975	-5.9	2008	-3.4	2007	-8.8	2001	-2.9	2008	-5.5	1975	-10.7	1998	-5.6	1983	-3.0	2008	-2.8	2008	-3.4	2001	-2.6	1962	-2.6
10	2012	-0.9	2012	-0.5	2015	-1.8	2008	-1.0	1990	-3.6	1990	-6.5	1974	-3.5	1975	-8.8	2008	-3.1	1998	-5.6	1974	-10.8	1974	-5.9	2008	-3.4	2011	-3.3	1984	-4.2	1962	-2.8	2008	-2.7
11	2015	-1.1	1998	-0.7	2012	-1.9	2001	-1.4	1999	-3.7	1999	-6.7	1999	-3.7	2002	-8.9	1974	-3.3	1971	-5.6	1996	-11.2	1999	-6.5	1974	-3.5	1984	-3.4	1991	-4.3	2008	-3.0	2001	-3.1
12	1992	-1.6	1992	-1.0	1998	-2.3	2012	-1.5	1977	-3.9	2011	-6.8	2001	-3.9	1994	-8.9	1962	-3.6	2001	-6.0	1998	-11.3	1962	-6.6	1962	-3.6	2001	-3.6	2016	-4.3	1991	-3.2	2011	-3.5
13	2001	-1.6	2001	-1.5	1978	-2.5	1992	-2.0	1984	-4.2	1974	-6.9	1962	-4.3	1974	-8.9	1978	-4.2	1974	-6.4	1977	-11.4	1990	-6.8	2011	-3.7	1991	-3.7	2011	-4.4	1990	-3.3	1984	-3.6
14	2005	-1.7	1989	-1.8	1999	-2.6	1999	-2.1	1989	-4.2	1991	-6.9	1990	-4.5	1991	-9.0	1990	-4.3	1990	-6.4	2001	-11.5	1991	-6.9	1990	-4.1	1990	-3.9	1962	-4.7	2011	-3.5	1999	-3.8
15	1984	-2.0	2005	-2.0	1977	-2.7	1977	-2.2	1991	-4.4	2013	-7.1	1989	-5.3	1973	-9.1	1999	-4.3	1992	-6.6	2002	-11.7	1973	-7.1	1991	-4.1	1989	-4.0	1989	-4.8	1989	-3.5	1989	-3.9
16	1991	-2.1	1984	-2.0	1965	-2.9	1984	-2.5	1962	-4.8	2012	-7.2	1977	-5.3	2008	-9.2	2012	-4.5	2002	-6.9	1965	-11.7	2001	-7.2	1973	-4.2	1999	-4.2	2012	-4.9	2005	-3.7	1990	-3.9
17	1989	-2.2	1999	-2.1	1973	-3.0	1965	-2.5	2001	-4.9	1962	-7.8	1992	-5.4	1992	-9.4	1984	-4.9	1965	-6.9	1994	-11.7	1993	-7.3	2005	-4.2	2012	-4.5	1990	-5.0	2012	-4.0	1991	-4.2
18	2002	-2.3	1978	-2.2	1962	-3.2	1989	-2.6	1992	-5.0	1984	-8.0	1970	-5.4	2015	-9.9	1976	-4.9	2011	-6.9	1992	-11.7	1995	-7.3	1999	-4.3	2005	-4.5	2001	-5.1	1984	-4.0	2012	-4.7
19	2011	-2.3	1976	-2.2	1992	-3.3	1976	-2.6	2012	-5.1	1973	-8.1	1984	-5.8	1996	-10.0	1970	-5.0	1991	-7.0	2008	-12.0	1977	-7.4	2012	-4.5	1974	-4.7	1999	-5.6	1999	-4.1	2013	-4.8
20	1978	-2.4	1962	-2.3	1976	-3.4	1978	-2.6	1973	-5.2	2005	-8.1	1973	-5.8	2001	-10.0	1989	-5.0	1977	-7.0	2006	-12.0	2005	-7.6	2013	-4.5	2002	-4.9	1971	-5.7	2013	-4.3	1986	-4.9
21	1999	-2.5	2011	-2.8	1989	-3.4	1962	-2.7	2015	-5.2	2001	-8.1	1976	-6.0	1983	-10.1	1965	-5.1	1993	-7.1	1970	-12.0	1989	-7.6	1971	-4.7	1973	-5.1	2013	-5.8	2002	-4.4	2005	-4.9
22	1993	-2.5	2013	-2.9	1984	-3.6	2002	-2.8	2011	-5.4	1992	-8.3	1972	-6.1	1969	-10.2	2013	-5.1	1962	-7.3	1972	-12.2	1984	-7.7	1989	-4.8	1977	-5.1	2002	-6.0	1973	-4.6	1974	-4.9
23	1990	-2.7	1991	-2.9	1990	-3.8	2005	-2.9	1978	-5.8	2016	-8.5	2010	-6.1	2006	-10.4	1977	-5.2	1973	-7.5	1969	-12.2	1971	-8.0	1970	-5.0	2013	-5.1	1974	-6.0	1974	-4.6	1970	-5.1
24	1962	-2.9	1973	-3.0	1986	-3.9	1990	-3.0	2005	-5.9	1995	-8.6	1991	-6.3	2011	-10.5	1993	-5.2	1984	-7.6	2015	-12.6	1970	-8.0	2010	-5.0	1995	-5.4	1973	-6.4	1986	-4.8	1995	-5.1
25	1973	-2.9	1990	-3.1	2005	-4.0	2013	-3.1	1965	-6.1	1978	-8.6	1995	-6.4	1977	-10.5	2010	-5.3	2012	-7.6	2007	-12.7	2002	-8.1	1986	-5.0	1986	-5.4	1995	-6.5	2010	-4.9	1977	-5.2
26	1965	-2.9	1986	-3.1	1972	-4.1	1986	-3.2	1976	-6.2	1989	-8.6	2013	-6.4	1965	-10.9	2005	-5.3	1997	-7.6	1991	-12.7	1965	-8.1	1995	-5.2	1971	-5.5	1970	-6.5	1993	-4.9	1973	-5.2
27	1977	-2.9	1965	-3.1	1991	-4.3	1995	-3.2	1993	-6.2	1993	-9.2	2012	-6.4	1982	-10.9	1973	-5.3	1970	-7.7	2011	-13.0	1978	-8.4	2002	-5.2	2009	-5.5	2005	-6.6	1995	-5.0	2002	-5.3
28	1986	-3.0	2002	-3.2	1995	-4.4	2011	-3.3	2003	-6.3	2000	-9.3	2011	-6.5	2009	-10.9	2011	-5.4	1989	-7.8	1964	-13.1	2013	-8.5	1965	-5.3	1965	-5.7	2009	-6.6	2016	-5.3	1971	-5.4
29	1976	-3.1	1977	-3.2	2011	-4.4	1973	-3.6	2016	-6.3	2002	-9.4	1965	-6.6	2013	-11.0	1991	-5.6	2013	-8.0	1962	-13.1	1976	-8.6	1978	-5.4	2016	-5.8	1977	-6.7	1971	-5.4	1965	-5.6
30	1995	-3.4	1995	-3.3	2013	-4.4	1991	-3.6	1995	-6.4	1977	-9.5	1978	-6.6	1970	-11.1	1972	-5.8	1996	-8.0	1978	-13.1	1986	-8.8	1984	-5.5	1970	-6.0	1986	-6.9	2009	-5.4	2009	-5.7
31	2013	-3.4	2003	-3.7	1970	-4.4	2016	-3.6	1986	-6.6	1970	-9.6	1996	-6.7	1972	-11.1	2002	-5.8	2005	-8.0	2009	-13.2	2012	-9.0	1993	-5.5	2003	-6.1	2003	-7.0	1996	-5.5	2016	-5.9
32	2016	-3.5	1967	-3.7	2016	-4.6	1972	-4.1	2013	-7.0	1965	-9.6	1997	-6.7	1962	-11.2	1961	-5.8	1995	-8.1	2013	-13.3	2016	-9.1	1977	-5.8	1993	-6.3	2010	-7.1	2003	-5.5	2003	-6.1
33	2003	-4.0	2016	-3.8	2003	-4.9	1993	-4.1	2000	-7.2	2009	-9.6	1961	-6.7	2016	-11.2	1995	-5.8	1978	-8.1	2003	-13.5	1992	-9.1	1972	-5.9	2000	-6.6	1965	-7.1	1970	-5.6	2010	-6.1
34	1967	-4.2	1993	-3.9	2002	-5.0	1967	-4.2	2002	-7.2	2003	-9.7	2016	-7.1	1978	-11.3	1986	-5.8	2010	-8.3	1982	-13.5	2003	-9.3	2016	-5.9	2010	-6.8	1993	-7.5	1961	-5.6	1961	-6.2
35	2009	-4.4	2009	-4.5	1996	-5.2	2009	-4.3	1970	-7.2	2010	-9.8	2005	-7.2	1964	-11.5	1996	-5.9	2009	-8.4	1983	-13.7	2009	-9.3	1961	-5.9	1978	-7.1	2000	-7.7	1965	-5.8	1993	-6.2
36	2000	-4.6	1972	-4.6	1993	-5.4	2000	-4.8	2009	-7.4	1996	-9.9	1971	-7.5	1993	-11.5	1992	-6.2	1972	-8.7	2016	-14.2	2011	-9.3	1976	-6.0	2004	-7.1	1992	-8.0	1976	-6.2	2000	-6.8
37	1972	-4.8	2000	-4.7	1997	-5.7	1997	-4.9	2004	-7.6	1971	-10.2	1993	-8.0	2005	-11.6	2016	-6.4	2016	-8.7	1993	-14.2	2010	-9.4	1992	-6.0	1992	-7.5	1996	-8.3	2004	-6.4	1978	-6.9
38	1996	-4.8	1970	-4.8	1967	-5.8	2010	-4.9	1967	-7.7	2004	-10.3	1986	-8.0	2003	-11.9	2009	-6.8	1986	-8.7	1961	-14.3	1961	-9.5	1996	-6.0	1979	-7.6	2004	-8.5	2000	-6.6	1972	-7.1
39	1961	-4.9	1997	-5.1	2009	-6.0	1970	-5.0	1972	-8.1	1997	-10.5	2003	-8.1	1961	-11.9	1997	-6.9	2003	-8.8	1984	-14.5	1996	-10.0	2009	-6.2	1996	-7.9	1961	-8.6	1978	-6.7	2004	-7.2
40	1971	-5.0	1961	-5.3	2010	-6.2	1996	-5.0	1996	-8.1	1986	-10.5	2009	-8.3	2012	-12.0	1971	-7.4	1961	-9.1	1995	-14.6	2000	-10.5	2003	-6.2	1972	-8.1	1979	-8.7	1977	-6.7	1996	-7.5
41	1997	-5.0	1996	-5.4	1971	-6.2	2003	-5.1	1971	-8.2	1972	-11.4	2002	-8.3	1984	-12.1	2003	-7.7	1967	-9.5	2005	-14.6	1972	-10.6	2004	-6.9	1997	-8.2	1966	-9.1	1992	-6.7	1976	-7.6
42	1981	-5.1	2004	-5.4	1969	-6.4	1961	-5.4	1968	-8.2	1979	-11.4	2000	-9.6	1995	-12.3	2006	-7.9	1969	-9.7	1980	-14.8	1966	-10.7	1997	-7.0	1976	-8.2	1978	-9.2	1997	-6.7	1979	-7.7
43	1970	-5.1	1981	-5.5	2000	-6.5	2004	-5.6	2010	-8.6	1961	-11.6	1967	-9.8	1980	-12.6	2004	-8.0	2000	-9.8	2010	-14.9	1979	-10.7	2006	-7.4	1966	-8.4	1976	-9.4	1972	-6.9	1992	-8.2
44	2010	-5.1	2010	-5.7	1961	-6.6	2006	-5.6	1997	-8.8	1976	-11.7	1979	-9.9	2010	-12.6	1979	-8.8	1976	-9.8	1966	-15.2	1967	-10.8	1966	-7.5	1968	-9.0	1997	-9.5	1966	-7.0	1968	-8.3
45	2004	-5.2	1969	-5.9	1980	-7.0	1969	-5.8	1961	-8.9	1980	-12.4	2004	-10.3	1986	-13.1	2000	-9.0	1979	-10.1	1979	-15.3	2004	-10.8	2000	-7.7	1982	-9.8	1972	-10.1	1979	-7.4	1966	-8.3
46	1969	-5.5	1971	-6.3	2004	-7.4	1971	-5.9	1979	-9.5	1981	-12.5	1966	-10.7	1967	-13.2	1967	-9.4	1966	-10.2	1986	-15.4	1968	-11.1	1979	-7.7	1981	-9.9	1968	-10.2	1981	-7.6	1997	-8.8
47	1980	-6.1	1980	-6.3	1966	-7.7	1980	-6.9	1981	-9.5	1982	-12.5	1969	-10.8	1979	-13.5	1966	-9.6	2004	-10.4	1967	-15.8	1981	-11.4	1981	-8.0	2006	-10.0	2006	-10.9	2006	-7.8	1969	-9.4
48	1968	-6.2	2006	-6.4	1981	-8.2	1982	-7.1	1980	-10.1	1967	-13.2	1980	-10.9	1976	-13.9	1969	-9.8	2006	-10.6	2000	-15.9	1969	-12.1	1982	-8.9	1967	-10.2	1967	-11.0	1982	-8.9	1982	-10.2
49	1979	-6.5	1968	-6.5	2006	-8.3	1979	-7.6	1966	-10.1	1966	-13.3	1981	-11.1	2000	-13.9	1963	-10.1	1982	-10.7	2012	-16.0	1997	-12.8	1968	-9.0	1969	-10.3	1982	-11.3	1968	-9.0	2006	-10.2
50	1982	-6.6	1966	-6.5	1979	-8.4	1966	-7.8	1969	-10.4	1968	-13.7	2006	-11.5	1966	-14.0	1968	-10.7	1981	-10.9	2004	-17.2	1980	-12.9	1980	-9.3	1980	-11.2	1969	-11.5	1980	-9.7	1981	-10.4
51	2006	-6.6	1982	-7.2	1982	-8.6	1981	-8.0	1982	-10.5	1969	-14.2	1987	-12.2	1981	-14.1	1981	-10.8	1980	-11.0	1981	-17.4	1982	-13.2	1969	-9.3	1985	-12.8	1981	-11.6	1969	-9.8	1967	-10.7
52	1966	-6.7	1979	-7.8	1963	-9.4	1968	-8.1	2006	-12.0	2006	-15.5	1968	-12.4	2004	-14.4	1987	-11.0	1964	-11.0	1985	-17.6	1985	-13.9	1967	-9.8	1963	-13.6	1980	-13.0	1967	-10.2	1980	-11.5
53	1964	-8.7	1963	-8.4	1968	-9.4	1987	-9.2	1985	-13.6	1985	-16.5	1963	-12.6	1968	-15.3	1980	-11.3	1968	-11.4	1976	-18.1	1964	-14.0	1985	-10.3	1964	-14.4	1985	-13.8	1985	-10.3	1985	-12.6
54	1985	-8.9	1964	-8.8	1964	-10.0	1963	-9.3	1987	-15.1	1964	-16.6	1982	-12.7	1987	-15.5	1982	-11.4	1985	-12.5	1968	-18.4	1987	-14.9	1963	-11.2	1987	-14.7	1963	-14.4	1963	-11.3	1963	-13.6
55	1987	-9.1	1987	-8.8	1985	-11.4	1985	-9.6	1963	-15.7	1963	-18.1	1964	-13.9	1985	-15.7	1985	-12.8	1987	-13.2	1987	-18.5	2006	-15.2	1987	-11.6	1961	-	1987	-15.6	1987	-13.2	1987	-14.8
56	1963	-9.6	1985	-10.0	1987	-11.8	1964	-10.6	1964	-15.8	1987	-18.8	1985	-14.7	1963	-17.6	1964	-13.8	1963	-13.7	1963	-19.9	1963	-16.0	1964	-13.3	1962	-	1964	-17.6	1964	-14.6	1964	-16.0

Tab. 9 Poradie absolútnych mesačných (január 2016) miním teploty vzduchu [°C] usporiadaných zostupne na vybraných staniciach SR od roku 1961
Order of absolute monthly (January 2016) minimum air temperature [°C] at selected meteorological stations of Slovakia since 1961

Por.č.	rok/year	BaK	rok/year	BaL	rok/year	Pie	rok/year	Hu	rok/year	Cad	rok/year	OrL	rok/year	Sli	rok/year	Cho	rok/year	Bol	rok/year	Tel	rok/year	LoS	rok/year	Pop	rok/year	Ke	rok/year	Tis	rok/year	Med	rok/year	Mil	rok/year	KnC
1	1983	-3.7	1983	-3.6	1974	-5.5	1975	-4.6	2007	-9.6	1994	-13.1	1975	-8.0	1988	-12.4	1988	-5.9	1988	-11.0	1973	-14.6	1983	-8.4	1988	-6.0	2007	-6.6	1988	-7.9	1983	-4.6	1988	-6.9
2	1988	-3.7	1988	-3.9	1983	-6.0	1983	-4.7	1988	-9.8	2008	-13.6	1999	-9.5	1974	-12.6	1983	-6.7	1994	-11.3	1988	-14.8	1994	-10.5	1975	-7.2	1988	-6.8	2014	-10.2	1975	-5.0	2007	-7.0
3	1975	-3.9	1974	-4.3	1975	-6.2	1988	-5.6	1983	-9.9	1988	-13.7	2014	-9.6	1989	-14.4	1975	-7.4	1974	-12.0	1990	-15.7	1988	-13.0	1994	-7.4	1994	-7.0	2007	-10.9	1988	-5.1	1994	-8.7
4	1974	-5.5	1975	-4.3	1988	-7.3	1974	-6.3	1974	-11.0	1983	-14.0	1994	-10.0	2014	-14.5	2007	-8.5	2008	-12.4	1974	-16.0	1989	-13.6	2007	-9.0	1984	-10.0	1984	-11.5	1994	-6.0	1984	-9.0
5	1994	-5.8	1989	-6.3	1978	-8.4	1984	-6.8	1975	-11.0	1974	-14.1	1983	-10.2	1990	-14.7	1994	-9.0	1989	-12.7	2014	-16.2	2007	-13.7	2001	-9.1	1983	-11.1	1994	-11.6	1962	-8.0	1983	-9.4
6	1989	-6.1	2015	-6.3	1976	-9.2	2007	-7.5	1989	-11.6	1989	-16.4	1988	-10.6	1997	-14.7	2001	-9.5	1983	-12.8	1997	-17.1	1974	-14.1	1962	-10.7	2014	-11.6	1962	-12.5	2007	-8.4	1989	-11.4
7	1965	-6.6	2007	-7.0	2007	-9.2	1994	-7.6	1994	-11.6	1999	-16.4	2008	-10.7	2008	-15.0	1962	-9.6	1977	-13.4	1989	-18.4	1962	-14.2	2014	-11.2	1999	-11.7	1999	-13.9	1989	-8.9	2001	-11.8
8	2001	-6.7	1978	-7.2	1994	-9.4	1976	-7.7	2008	-13.7	2014	-16.6	1962	-11.1	1973	-15.1	1978	-9.9	1992	-13.4	1996	-18.7	1975	-14.2	1973	-11.5	2001	-11.8	1983	-14.5	2001	-9.6	1975	-12.0
9	1984	-7.3	1994	-7.7	2015	-9.7	1999	-7.7	1984	-14.5	1990	-17.0	2007	-11.2	1975	-16.2	1998	-11.5	2001	-13.5	2008	-18.8	1984	-15.1	2008	-11.6	1989	-12.0	1989	-14.6	2014	-10.2	1986	-12.6
10	2007	-7.5	2008	-7.8	1962	-9.9	2015	-7.7	1962	-14.9	1962	-17.3	1989	-11.4	1984	-16.4	2015	-12.2	1984	-13.7	1994	-18.9	1973	-16.6	1978	-11.9	1990	-12.5	1990	-16.0	1990	-10.5	2014	-12.9
11	2015	-7.7	1998	-8.5	1999	-10.0	2008	-7.8	1973	-15.0	1998	-18.0	2001	-13.2	1977	-16.6	1984	-12.4	1973	-14.8	1969	-19.0	2008	-16.6	1974	-12.0	2011	-12.5	2001	-16.0	1996	-12.1	1998	-13.3
12	1998	-8.0	2001	-8.6	2008	-10.0	1978	-8.0	1999	-15.3	1978	-19.0	1998	-13.5	1994	-16.6	2008	-12.6	1999	-14.8	1975	-19.4	1995	-16.7	1984	-12.0	1998	-14.3	2013	-16.5	1978	-12.5	1999	-14.2
13	1978	-8.2	1999	-8.8	1965	-10.4	1998	-8.5	1978	-15.6	2011	-19.0	1974	-14.6	1996	-16.6	1973	-13.0	2011	-14.9	1984	-19.8	1986	-17.3	1989	-12.1	1973	-15.1	1986	-16.6	2005	-12.6	1990	-14.4
14	2008	-8.6	1984	-8.9	1973	-10.4	2001	-9.2	1998	-15.8	2001	-19.2	1991	-14.6	2001	-17.2	2012	-13.0	1962	-15.0	2005	-20.9	1966	-17.6	1976	-12.3	1986	-15.2	2011	-16.6	1973	-12.7	1973	-14.5
15	2012	-8.7	2005	-8.9	2012	-10.6	1962	-9.3	1990	-16.0	2007	-19.3	1973	-14.8	2007	-17.3	1990	-13.4	2012	-15.0	1967	-21.0	1965	-17.7	1992	-12.3	1971	-15.8	1973	-16.8	2015	-13.1	2011	-14.5
16	1995	-8.9	1976	-9.0	1984	-11.1	1992	-9.3	2014	-16.0	2013	-19.5	1978	-14.8	2011	-17.5	1976	-13.7	2007	-15.1	1970	-21.0	2001	-17.8	1998	-12.3	2013	-15.8	1977	-17.8	1999	-13.2	2013	-14.6
17	2011	-8.9	1962	-9.2	2014	-12.2	1989	-9.8	2001	-16.3	1973	-19.6	2015	-15.2	2013	-17.5	2013	-14.0	1975	-15.2	1977	-21.0	1998	-17.9	2013	-12.3	1974	-16.0	1996	-17.9	1984	-13.3	1962	-15.6
18	1970	-9.5	1973	-9.6	1970	-12.8	1973	-10.3	2013	-16.8	1975	-20.4	1984	-16.0	2012	-17.9	2014	-14.1	1997	-15.2	1995	-21.0	1978	-18.6	1986	-12.4	1975	-16.2	1975	-18.0	2013	-13.5	1961	-16.7
19	2013	-9.6	1992	-9.6	1989	-12.8	2012	-10.5	2000	-17.0	1997	-21.0	1992	-16.1	2015	-18.0	1965	-14.4	2002	-15.5	2001	-21.0	2014	-18.7	1983	-12.7	1978	-16.6	2008	-18.0	2004	-13.7	1996	-16.7
20	1986	-9.7	1965	-10.2	2001	-12.8	1986	-10.9	2011	-17.3	2000	-21.0	1961	-16.2	1965	-18.2	1961	-15.0	2014	-15.7	2015	-21.1	1992	-18.9	1990	-12.8	2003	-16.8	2002	-18.1	1971	-14.0	1978	-17.4
21	1973	-9.9	2012	-10.3	1998	-13.1	1965	-11.0	1992	-17.4	1984	-21.5	2013	-16.3	1969	-18.4	2010	-15.2	1965	-15.8	1971	-21.2	1990	-19.1	2005	-12.8	1996	-17.3	2016	-18.4	2002	-14.0	1965	-17.6
22	1996	-10.0	2014	-10.9	1986	-13.5	2013	-11.3	1997	-18.1	2010	-22.0	1976	-16.4	1983	-18.5	1974	-15.4	1998	-15.8	2011	-21.3	1970	-19.2	2003	-13.5	2002	-17.3	2010	-18.7	1970	-14.4	1979	-17.6
23	1997	-10.3	2000	-11.4	1992	-13.5	2014	-11.4	1986	-18.4	2009	-22.2	1977	-16.5	1970	-18.6	1991	-15.4	1970	-16.0	2013	-21.3	1976	-19.2	2004	-13.5	1966	-17.4	1971	-19.4	1986	-14.4	1991	-17.6
24	1976	-10.4	1970	-11.6	1972	-13.6	2016	-11.4	1996	-18.4	1977	-22.4	1990	-17.0	1995	-18.6	1996	-15.4	2010	-16.0	2007	-21.6	2004	-19.2	1965	-13.8	1979	-17.5	1991	-19.5	2003	-14.4	1970	-17.8
25	1999	-10.4	1991	-11.7	2005	-13.7	1991	-12.2	2004	-18.4	1996	-22.4	2012	-17.1	1978	-19.2	1989	-15.6	2013	-16.1	2012	-21.7	2013	-19.2	1999	-13.9	1965	-18.1	1978	-19.6	2010	-14.5	1971	-17.8
26	1962	-10.5	1972	-12.1	2000	-14.4	2000	-12.2	1970	-19.1	2004	-22.8	1996	-17.5	2006	-19.3	1970	-16.1	1990	-16.3	2006	-21.8	2005	-19.6	2012	-13.9	1991	-18.2	2003	-19.9	1997	-14.6	2009	-17.9
27	2005	-10.6	1990	-12.6	1996	-14.6	2005	-12.5	2016	-19.2	1986	-23.0	1997	-17.5	1971	-19.6	1977	-16.1	1995	-16.4	2010	-21.9	1961	-19.8	1970	-14.0	2008	-18.2	1992	-20.0	2012	-14.8	1972	-18.0
28	2016	-10.6	2009	-13.5	2013	-14.7	1997	-12.7	1961	-19.7	1992	-23.0	1972	-17.7	1991	-19.6	1966	-16.2	1996	-16.5	2003	-22.0	1967	-20.3	2011	-14.0	2005	-18.4	1998	-20.0	1961	-15.0	2010	-18.0
29	2009	-10.8	2013	-14.1	1990	-14.8	2011	-13.8	1976	-19.8	2015	-23.0	2010	-17.8	2016	-19.7	1986	-16.6	2015	-16.6	1965	-22.2	1999	-20.3	2015	-14.0	2010	-18.4	2015	-20.0	1991	-15.0	2016	-18.1
30	2000	-11.0	1981	-14.3	1991	-14.8	1990	-13.9	2015	-19.8	1970	-23.5	2016	-17.9	1967	-19.8	1972	-17.2	1966	-16.7	2016	-22.3	2016	-20.3	1991	-14.1	2016	-18.6	1966	-20.1	1965	-15.5	1966	-18.6
31	1977	-11.1	2003	-14.3	2016	-15.6	1970	-14.2	1977	-20.0	1961	-23.6	2011	-18.0	2005	-20.0	1992	-17.2	1980	-17.0	1972	-22.6	1980	-20.6	1979	-14.3	1977	-18.7	1993	-20.3	2008	-15.5	1992	-18.6
32	1990	-11.2	1986	-14.4	1997	-15.8	1972	-14.2	1991	-20.0	1991	-23.8	1970	-18.6	2010	-20.0	1993	-17.2	1969	-17.2	1983	-22.9	2009	-20.6	1996	-14.3	1995	-18.9	1961	-20.4	1998	-15.6	1993	-18.6
33	1992	-11.6	1997	-14.4	2003	-15.8	2002	-14.4	2003	-20.2	2016	-24.2	1993	-19.0	2009	-20.3	2016	-17.2	1986	-17.2	1986	-23.8	2010	-20.7	2010	-14.5	2004	-19.1	1965	-20.4	2016	-15.6	1974	-18.8
34	1961	-12.2	2016	-14.4	1995	-16.0	2009	-14.5	2009	-20.3	1965	-25.4	1979	-19.1	1976	-20.4	1999	-17.5	2005	-17.3	1992	-24.0	1979	-20.8	1961	-14.6	1997	-19.2	1997	-20.6	1966	-16.0	2008	-18.8
35	1991	-12.3	1977	-14.8	1977	-16.1	1981	-14.6	1966	-20.4	1993	-25.4	1965	-19.2	1992	-20.4	1979	-18.3	1971	-17.4	1993	-24.0	1991	-20.8	1966	-14.6	1993	-19.9	1974	-20.8	1976	-16.0	1995	-18.9
36	1972	-12.7	1961	-15.4	2010	-16.2	1995	-14.8	1967	-21.3	1979	-25.5	1966	-19.5	1961	-20.8	2006	-18.4	1991	-17.4	2009	-24.0	1971	-21.1	2002	-14.7	1992	-20.2	2009	-20.8	2011	-16.0	1976	-19.0
37	2003	-12.7	1980	-15.4	1961	-16.5	1979	-14.9	2010	-21.4	1980	-26.0	1986	-20.0	2003	-20.9	1997	-18.6	2009	-17.4	1991	-24.5	1981	-21.1	1971	-14.8	2015	-20.3	2012	-21.1	2000	-16.2	2004	-19.0
38	2014	-12.7	1969	-15.6	1964	-17.0	2010	-15.2	1965	-21.5	1976	-26.3	2009	-20.5	1980	-21.2	2011	-19.4	1961	-17.6	1978	-24.8	2000	-21.2	1995	-14.9	1980	-20.5	2005	-21.2	1992	-16.4	1977	-19.8
39	1969	-13.0	2004	-15.6	1963	-17.3	1977	-15.5	1980	-21.8	2012	-26.4	1981	-21.0	1986	-21.2	2009	-19.5	2016	-17.6	1976	-24.9	2015	-21.4	1993	-15.1	2000	-20.8	1970	-21.4	1972	-17.2	1981	-19.9
40	2004	-13.3	2011	-16.0	1971	-17.4	2006	-15.7	1995	-21.8	1982	-26.8	1971	-21.6	1981	-21.4	1963	-19.8	1976	-18.2	1961	-25.4	1964	-21.6	2016	-15.2	2012	-21.3	1979	-21.4	1979	-17.3	2015	-19.9
41	1966	-13.4	1967	-16.3	1979	-17.6	2004	-16.0	1993	-22.0	1995	-27.0	1980	-21.6	1993	-22.2	1995	-20.0	2004	-18.2	1962	-25.6	1977	-21.9	1981	-15.7	1970	-21.6	2004	-21.6	1974	-17.4	2005	-20.3
42	1971	-13.4	2010	-16.4	2004	-17.7	1980	-16.2	2005	-22.0	1967	-27.8	1964	-22.4	1962	-22.4	1980	-20.1	1981	-18.3	1980	-25.7	2011	-22.0	1972	-16.1	1982	-21.6	1995	-22.2	1993	-17.9	1969	-20.4
43	1981	-13.5	1995	-16.5	1981	-17.8	1971	-16.6	2012	-22.0	1972	-27.8	1967	-22.4	1964	-22.4	1971	-20.2	1993	-18.3	2002	-25.9	1993	-22.3	1997	-16.6	2009	-21.6	1976	-23.0	1977	-18.0	2012	-20.6
44	2002	-13.8	1964	-16.6	1980	-18.0	1961	-16.8	1972	-22.2	1981	-28.0	1995	-23.0	2002	-22.4	1964	-20.4	1978	-18.4	1966	-26.0	2002	-23.2	2000	-16.9	1972	-21.7	2000	-23.0	1995	-18.0	1997	-20.7
45	1967	-14.1	1963	-16.8	1967	-18.7	1967	-17.5	1971	-23.1	2005	-28.3	2006	-23.7	2004	-22.4	1981	-20.4	1967	-18.6	1981	-26.0	1972	-23.3	1977	-17.4	1976	-21.8	1972	-23.6	1982	-18.4	1982	-22.0
46	1964	-14.3	1971	-16.8	2002	-18.7	1993	-17.6	1979	-23.1	2002	-28.5	2000	-24.5	2000	-22.7	2004	-20.4	2003	-19.1	2004	-26.0	1969	-23.5	1982	-17.4	1969	-22.0	1969	-24.0	1985	-18.5	1980	-22.4
47	1980	-14.4	1993	-16.8	2009	-18.7	1969	-17.9	1969	-23.6	1964	-28.6	1963	-24.7	1972	-22.9	2000	-21.1	2000	-19.4	1964	-26.1	1996	-23.5	2009	-17.8	1981	-22.2	1980	-24.5	2006	-19.2	1968	-22.8
48	2010	-14.4	1979	-17.7	2011	-18.7	1982	-18.2	1964	-24.8	1971	-28.6	2004	-24.7	1998	-23.2	2002	-21.1	1972	-20.0	2000	-26.7	1997	-23.6	1967	-18.1	2006	-23.9	1982	-24.5	1981	-19.3	2002	-23.4
49	1979	-14.5	1996	-17.8	1969	-19.5	1996	-18.3	1982	-25.0	1969	-28.8	1969	-24.9	1966	-23.4	2005	-21.3	1964	-20.3	1999	-27.0	2012	-24.1	1980	-18.4	1967	-25.0	1981	-25.0	1963	-20.2	2006	-24.0
50	1982	-14.9	2006	-17.8	1966	-19.6	1963	-19.1	2002	-25.4	2006	-29.0	2005	-24.9	1999	-23.7	1967	-22.4	1982	-20.3	1985	-27.4	2003	-24.8	1985	-18.8	1985	-25.5	1963	-25.3	2009	-20.2	2000	-24.1
51	1993	-16.4	2002	-18.2	1993	-19.9	1964	-19.2	1968	-25.5	1966	-29.2	2002	-25.0	1982	-24.4	1969	-22.8	1979	-20.6	1998	-27.5	1985	-25.5	2006	-19.2	1963	-25.6	2006	-25.5	1969	-21.0	2003	-24.3
52	1963	-16.5	1966	-18.5	2006	-20.7	1966	-19.5	1981	-25.5	2003	-29.2	1982	-26.5	1985	-25.4	1982	-24.0	1985	-21.8	1979	-28.8	1982	-26.0	1969	-19.4	1964	-26.1	1964	-26.0	1964	-24.5	1963	-24.8
53	1968	-18.2	1982	-20.0	1982	-24.4	2003	-21.5	2006	-27.8	1963	-33.5	2003	-26.9	1968	-26.4	2003	-25.4	1968	-22.1	1982	-29.9	1968	-26.8	1963	-20.0	1987	-28.3	1967	-27.5	1967	-24.7	1967	-25.0
54	2006	-20.0	1987	-21.5	1985	-24.5	1968	-22.0	1963	-28.4	1987	-33.7	1987	-28.6	1987	-27.6	1987	-25.7	2006	-22.8	1987	-30.8	2006	-27.5	1968	-21.5	1968	-28.8	1985	-27.5	1968	-25.0	1964	-26.0
55	1987	-20.1	1968	-23.0	1968	-27.4	1985	-23.0	1987	-29.0	1968	-34.4	1985	-29.0	1979	-29.5	1985	-27.4	1963	-24.9	1963	-31.5	1963	-28.9	1964	-21.6	1961	-	1968	-30.4	1980	-25.2	1985	-26.7
56	1985	-21.4	1985	-24.6	1987	-29.8	1987	-23.0	1985	-30.6	1985	-36.6	1968	-30.0	1963	-31.5	1968	-28.4	1987	-25.7	1968	-31.6	1987	-29.1	1987	-25.9	1962	-	1987	-31.6	1987	-29.1	1987	-28.0

Tab. 10 Poradie mesačných (január 2016) trvaní slnečného svitu [h] na vybraných meteorologických staniciach SR od roku 1961
Order of the monthly (January 2016) sunshine duration [h] at selected meteorological stations of Slovakia since 1961

Por.č.	rok/year	BaK	rok/year	BaL	rok/year	Pie	rok/year	Hu	rok/year	Sli	rok/year	Cho	rok/year	Bol	rok/year	Tel	rok/year	LoS	rok/year	Pop	rok/year	Ke	rok/year	Tis	rok/year	Mil	rok/year	KnC
1	1981	104.2	2012	100.4	2006	93.6	1981	102.3	1964	111.1	2006	179.5	1981	106.5	1989	161.6	1989	190.2	1964	161.0	2006	113.3	2006	111.1	2006	111.0	2006	93.9
2	1961	101.3	2004	100.0	2012	92.1	2012	101.2	2012	96.6	1964	163.6	2012	97.3	2006	150.9	1997	181.4	2006	144.5	1972	90.2	1972	87.2	1986	89.3	1972	80.2
3	2012	97.0	1993	98.9	1981	88.1	1961	93.9	1981	94.2	1997	159.8	2006	92.9	1964	144.6	2006	173.3	1961	128.3	1981	85.5	1986	82.5	1993	86.2	1969	77.5
4	1993	94.9	1981	98.1	1961	84.6	1994	88.4	1993	94.0	1989	152.8	1992	84.1	1997	124.3	1964	173.1	1989	127.5	1996	83.4	1985	80.3	1961	77.7	1961	76.6
5	2006	93.7	2006	97.5	1993	82.9	2006	88.0	1991	92.3	1991	141.5	1993	82.7	1993	120.2	1973	164.6	1975	124.5	1961	83.2	1992	75.5	1992	77.2	1993	76.2
6	2004	91.7	1961	94.2	2004	82.7	2005	85.9	2006	90.2	1992	133.7	1967	82.0	1992	119.8	1991	159.0	1991	117.5	2012	82.6	1969	72.1	1991	73.8	1991	74.0
7	2005	85.2	2005	91.2	1991	79.4	1975	85.8	1992	88.7	1990	129.0	2002	81.6	1982	119.7	2011	157.4	1992	113.2	1993	76.7	1993	69.9	2010	71.5	1980	73.2
8	1991	81.0	1998	76.5	1992	78.1	1991	84.9	1961	83.0	2009	117.4	2005	81.4	1991	118.2	1961	154.4	1993	112.1	1986	74.8	1991	67.4	2001	71.3	1986	71.8
9	1986	78.4	1994	74.3	2005	74.9	2004	84.7	2005	75.4	1998	115.6	2007	80.8	1981	116.1	1996	153.7	1962	110.4	2001	73.1	1963	65.6	1981	70.6	1981	68.8
10	1998	77.4	1975	71.8	1986	71.7	2008	84.1	1987	74.1	2002	115.3	1998	78.0	2002	110.4	1972	151.5	1981	109.8	1991	72.6	2001	65.6	1996	64.9	2001	67.9
11	1975	75.9	1991	69.5	1994	70.4	1993	83.3	1968	73.2	1982	115.1	1994	77.4	2012	103.7	1992	147.1	1985	109.2	1967	70.8	1996	65.4	1997	64.7	1998	66.3
12	2016	74.7	1986	68.8	1985	69.6	2011	82.7	2004	71.4	1993	111.8	1991	73.3	1985	96.0	1999	146.8	2002	107.9	1992	68.9	1982	63.4	1980	64.3	1963	65.0
13	1987	72.8	2008	68.6	1963	69.4	1985	80.3	1975	70.8	1996	111.6	1986	73.0	1961	93.4	1990	145.1	1982	106.7	1963	65.6	2012	62.1	1985	63.5	1996	64.7
14	2011	71.9	2003	68.4	1975	69.1	1967	80.2	1994	70.1	1981	110.6	1964	71.4	2011	93.0	1969	144.1	1980	106.2	1973	65.1	1981	62.0	1987	62.9	1964	62.2
15	1992	70.4	2011	67.1	1996	68.4	1972	80.1	1998	69.7	1972	109.2	2016	69.0	1969	92.5	2000	139.0	2005	106.0	1997	64.9	1987	61.1	1998	62.2	1978	62.0
16	1967	70.0	2016	66.4	1998	67.9	1986	79.3	2002	67.4	1961	106.6	2000	68.5	1980	89.9	1998	138.5	1986	102.1	1969	64.7	1980	58.4	1963	60.7	1973	61.7
17	2009	69.7	2007	66.3	1967	62.9	2002	77.2	2009	66.8	2003	104.7	2004	65.6	1996	88.9	1982	138.0	1984	100.2	1987	64.4	1964	57.2	1978	59.2	1992	60.8
18	1994	69.3	1978	64.7	1987	62.4	1992	77.1	1989	66.7	1999	103.3	1980	62.5	2005	87.7	2009	138.0	2001	98.3	1995	61.0	1998	55.7	2012	55.9	2005	60.6
19	1964	69.1	2015	64.5	2001	57.8	2007	76.3	1982	66.6	1973	102.1	1987	62.3	1998	87.4	2003	135.0	2011	98.1	1964	59.2	2010	55.1	1972	53.6	2004	57.0
20	1985	68.9	1987	63.4	1976	57.4	2016	72.9	1966	64.9	1969	98.2	1968	61.0	1975	87.3	1984	134.7	1967	94.0	1978	58.9	1997	54.8	1994	50.7	1994	55.3
21	1979	64.6	2009	63.1	1971	57.1	1983	72.7	2011	64.3	1980	97.3	1976	60.2	2000	85.4	1975	131.2	2016	93.0	1998	58.8	2004	53.9	1982	50.5	1982	54.0
22	1976	64.1	1976	62.8	1968	56.6	1998	69.6	1963	63.3	1985	96.4	1978	59.6	1968	84.2	1980	131.2	1968	92.9	2000	58.4	1967	53.7	2005	50.1	2012	51.7
23	2003	63.5	1967	62.7	1972	56.5	1978	68.7	1962	62.9	2011	93.6	1983	58.7	1999	83.3	1985	130.5	2007	90.1	1985	58.0	1973	53.4	1967	49.0	1975	51.1
24	1984	62.6	2002	62.6	2000	55.8	1971	66.6	2016	62.2	1962	92.3	2001	58.4	2016	83.2	1971	130.2	2012	90.1	1976	57.7	1977	49.4	2000	47.5	1995	50.5
25	2008	62.0	1992	62.2	2003	55.8	2009	66.6	1986	61.8	2001	90.9	1972	57.9	1963	82.1	2002	128.5	1963	87.2	2016	56.5	1971	48.8	2004	46.2	1985	49.7
26	2007	60.8	1968	60.3	1995	55.7	1980	66.5	1985	61.1	1975	83.4	1985	57.8	1990	82.1	2001	127.0	1971	86.5	2005	56.2	1978	47.0	1976	45.6	1997	49.6
27	1968	60.4	1979	60.0	2002	55.5	2001	66.2	2000	61.1	1966	80.9	2009	57.7	2009	82.1	1962	121.3	2009	85.0	1980	56.1	1995	46.3	1995	45.1	1976	48.1
28	2002	58.5	1964	55.8	2008	55.5	1984	64.5	1983	58.0	2005	80.5	2008	57.5	1986	80.4	1978	120.9	1969	84.0	2008	55.5	1976	44.8	1999	45.0	1974	47.3
29	1963	56.1	1995	55.5	1979	54.7	1968	63.8	1995	55.2	2000	80.1	1995	55.4	1973	78.2	1993	119.6	2008	83.3	2002	55.0	1975	42.8	2009	44.8	1971	46.8
30	1962	55.7	2000	54.1	1980	53.8	1995	62.6	1996	54.9	2016	74.8	1975	53.9	1962	76.4	2010	119.3	1990	83.2	2010	55.0	2005	41.3	2015	44.2	1967	46.3
31	1971	55.1	1962	53.7	2009	53.8	1962	61.6	1976	52.8	1987	74.6	1979	52.3	2001	75.9	2004	116.1	2004	82.2	2004	54.7	2003	39.1	1973	44.0	1965	45.9
32	2000	55.1	2010	52.8	2011	53.7	1979	61.4	1980	52.7	1984	73.4	1969	51.4	1972	75.4	1988	116.0	2000	81.8	1968	54.6	2008	37.7	2008	43.1	2010	44.1
33	1989	54.0	2014	52.6	1978	53.4	2003	61.0	1972	52.2	1965	71.4	1984	48.0	1967	74.5	1981	115.2	1973	79.4	1975	53.1	1994	37.6	1969	41.4	2003	43.9
34	2015	52.5	1963	50.6	1962	53.2	1996	60.5	2007	51.7	1979	66.8	2010	47.0	1984	73.1	1995	114.4	1988	78.6	1982	52.0	2000	37.6	1977	38.9	1987	41.6
35	1983	52.0	1983	50.6	1984	51.3	2015	59.9	1967	51.6	1963	64.4	2015	46.4	1987	71.4	1974	112.0	1983	78.1	1994	51.8	2015	35.5	1975	38.4	1977	40.8
36	1988	51.6	1984	50.4	1988	50.7	1999	59.5	2001	49.2	1971	63.9	2013	46.3	1978	69.5	2016	111.3	1972	76.5	2007	49.2	2007	35.4	1964	36.3	2009	37.5
37	1978	50.1	1985	49.9	1973	50.0	1976	58.7	1997	48.9	1968	61.8	2003	45.8	1994	68.6	1968	106.3	1966	75.9	2003	43.7	1988	33.9	2007	36.3	1999	36.6
38	2014	49.9	2001	47.4	1964	49.8	1987	58.3	2010	48.1	2010	61.8	1977	39.5	1966	67.7	1986	104.0	1998	75.8	2009	42.9	1965	33.7	1968	34.2	1988	36.3
39	2001	48.4	1966	47.1	2007	47.7	1964	57.6	1973	45.7	2012	60.8	1973	38.5	2004	66.5	1970	101.4	2010	74.3	1999	40.8	1999	33.7	2016	34.2	1979	36.2
40	1995	47.0	1988	46.9	2010	46.2	1963	54.1	1984	43.9	2007	60.0	1966	38.4	1983	65.7	1967	97.9	1987	73.9	1984	40.5	2009	32.7	2003	33.1	2000	35.6
41	1980	46.3	1989	46.8	2016	45.4	2014	54.1	1999	43.9	1977	59.6	1997	38.4	2008	62.2	1963	97.5	2003	71.9	1977	40.0	2013	32.2	2011	32.3	2008	35.3
42	1966	45.3	1999	46.0	1977	44.9	1966	52.9	2003	43.6	2004	56.1	2011	37.6	2003	61.8	1966	96.6	1994	65.8	2015	38.6	2016	32.1	1988	31.9	2011	35.2
43	1996	44.1	1971	43.7	2014	44.2	1969	52.3	1969	41.5	1970	55.9	1996	37.2	2013	61.8	2014	94.5	1979	63.5	1979	37.8	1979	31.1	2014	31.8	1962	33.0
44	1972	43.2	1972	41.2	1982	43.0	1988	51.6	1988	40.0	1995	54.9	1999	31.3	1995	60.2	1987	92.7	1996	62.5	1966	34.6	1974	30.6	1979	30.5	1990	32.9
45	2010	42.0	1980	40.2	1966	41.2	1990	51.4	1990	38.9	1978	54.6	1965	30.3	2007	58.5	2005	91.7	1974	61.4	2011	32.2	2014	29.8	1965	29.1	2002	31.4
46	1977	40.9	1977	37.4	1965	39.8	1965	48.9	2008	38.4	1988	53.9	2014	30.0	1979	57.0	2008	90.4	1999	60.3	1965	28.8	1984	29.2	2002	29.0	2007	30.9
47	1999	39.5	1973	36.4	1983	37.5	2010	46.2	1979	38.1	1976	53.0	1971	29.0	2010	54.0	2013	90.4	1978	60.1	1962	28.6	2011	28.0	1983	27.7	1984	30.3
48	1973	37.0	1982	36.3	2013	36.5	1970	46.0	1978	37.8	1967	49.1	1990	25.4	1988	52.0	1977	86.7	2015	59.6	1971	28.3	2002	26.3	1966	24.4	1968	28.8
49	1982	34.4	1996	35.2	2015	35.1	1989	44.9	2013	37.8	2013	48.6	1974	25.2	1977	51.9	1994	85.1	1995	59.2	1983	25.6	1970	21.1	2013	23.8	2014	28.4
50	2013	33.0	2013	33.3	1997	34.8	1973	42.9	2015	36.6	2014	48.5	1988	24.7	1965	50.1	1965	83.6	1997	56.7	2013	25.0	1968	21.0	1984	23.7	2015	28.4
51	1965	32.4	1965	30.5	1989	34.3	1977	41.6	1977	31.9	1986	46.0	1989	23.9	1976	47.4	2012	79.1	1965	56.5	1974	23.4	1983	16.9	1962	22.5	1970	26.1
52	1990	31.0	1969	25.2	1969	34.2	2000	40.6	1965	31.5	1974	45.9	1970	21.9	1971	46.3	1979	77.2	2013	54.2	1988	21.5	1966	13.2	1989	17.7	2013	23.5
53	1969	28.4	1974	24.8	1990	33.8	1982	40.4	2014	29.8	1994	44.8	1961	-	2015	41.5	2007	69.7	1977	53.4	2014	19.9	1990	8.1	1971	17.2	2016	22.2
54	1974	27.7	1990	19.9	1999	33.5	2013	37.2	1970	25.0	2008	43.4	1962	-	1974	41.4	1976	68.5	1970	52.0	1970	16.9	1989	6.6	1990	15.0	1983	20.2
55	1997	18.0	1997	19.9	1970	26.5	1974	29.4	1974	21.4	2015	41.7	1963	-	1970	34.4	2015	67.3	1976	48.6	1989	13.0	1961	-	1970	11.0	1989	17.3
56	1970	17.5	1970	14.3	1974	15.4	1997	25.5	1971	14.8	1983	40.4	1982	-	2014	27.6	1983	57.7	2014	45.9	1990	12.6	1962	-	1974	10.0	1966	17.2

Tab. 11 Poradie mesačných (január 2016) úhrnov atmosférických zrážok [mm] na vybraných meteorologických staniciach SR usporiadaných zostupne od r. 1961
Order of the monthly (January 2016) precipitation totals [mm] sorted downwards at selected meteorological stations of Slovakia since 1961

Por.č.	rok/year	BaK	rok/year	BaL	rok/year	Pie	rok/year	Hu	rok/year	Cad	rok/year	OrL	rok/year	Sli	rok/year	Cho	rok/year	Bol	rok/year	Tel	rok/year	LoS	rok/year	Pop	rok/year	Ke	rok/year	Tis	rok/year	Med	rok/year	Mil	rok/year	KnC
1	1976	112.6	1976	106.6	1976	76.6	2013	76.4	1976	155.1	1976	263.1	2013	131.1	2013	217.5	2001	101.0	1979	117.5	2007	429.2	2007	77.4	1977	80.5	2015	93.4	2007	144.2	1977	73.5	2015	110.0
2	2013	103.3	1982	93.9	1977	68.5	2015	75.6	2012	142.0	2007	244.4	2007	127.0	2015	158.6	2013	82.9	2007	111.2	2012	359.3	2015	69.5	1979	70.9	2007	73.7	1976	123.4	2015	64.9	2007	88.6
3	1987	99.6	1987	92.8	2012	58.8	1977	63.4	1979	114.9	2012	230.1	1976	112.5	2012	139.4	1979	72.8	1976	97.9	2015	358.5	2013	62.6	2015	68.9	2013	72.8	2015	117.6	1979	60.8	1979	85.3
4	2015	99.1	1977	86.7	1983	58.1	2006	59.8	1983	114.6	2005	220.4	1977	91.2	1977	138.0	1970	68.5	2015	94.8	2013	331.5	1979	59.9	1988	60.0	1976	64.9	2013	117.3	1988	55.6	1986	78.9
5	1974	95.5	1974	83.9	2015	56.6	1996	58.6	2005	109.5	1983	176.9	1979	86.6	1976	137.3	1977	64.0	2010	82.3	2008	286.6	1976	58.4	2001	54.9	1986	60.1	2000	116.0	1986	49.0	1977	64.5
6	2010	93.2	1983	81.2	1968	54.6	1979	57.8	1986	105.3	2000	176.6	1986	83.7	2005	122.6	2014	61.3	2013	77.6	2000	272.1	1977	49.5	2013	53.0	2000	56.7	2005	101.3	2013	47.2	1988	60.0
7	1977	90.8	2012	77.1	2007	53.2	1968	55.1	1974	97.6	1968	157.5	2001	74.1	1983	115.5	2015	56.0	1977	69.5	2009	207.5	2010	44.8	2009	52.9	1979	55.0	1986	96.0	2001	44.6	2013	54.2
8	2012	83.5	2013	73.9	2013	51.6	1987	55.0	2007	93.0	1986	154.9	2015	67.5	1986	115.4	1987	53.0	1987	65.9	1967	191.4	1970	41.0	2016	50.4	1983	54.6	1979	93.3	2016	41.0	1987	52.1
9	1996	71.4	1968	71.2	1967	50.1	1976	53.9	2015	90.0	2013	139.2	2010	66.7	1994	114.4	2009	51.4	2001	61.8	2005	188.5	1994	39.2	1970	46.0	1967	49.5	1983	93.0	1982	40.7	1970	51.2
10	1983	64.2	2015	68.1	2010	47.3	1986	52.3	1995	89.1	1995	138.9	1968	66.1	1979	111.3	2016	44.5	1986	52.9	2014	187.9	1987	38.2	1986	45.3	2012	45.9	2012	80.9	2007	40.2	2010	47.2
11	1986	61.9	2008	64.7	1994	47.2	2012	48.9	1994	88.0	1967	136.4	1987	63.9	2008	107.2	1986	43.4	1970	50.4	1998	185.8	1986	33.0	2007	44.2	1977	44.1	1967	80.1	1970	40.1	2001	44.3
12	1982	61.0	1986	62.2	2004	47.2	1970	48.4	2013	87.8	1994	135.8	2004	62.3	2007	105.4	1971	43.0	1988	50.0	1976	178.9	2005	32.5	2010	39.6	1974	43.8	2001	72.2	2010	39.5	1983	43.8
13	2003	59.4	2010	60.8	1979	46.5	1982	47.5	1982	87.5	2015	128.6	2012	57.9	1968	101.0	2010	42.8	2014	49.6	1983	167.0	1996	31.1	1963	36.5	2001	42.4	1974	66.4	1963	38.7	1967	43.7
14	1969	59.3	1965	58.7	2005	45.2	2016	47.5	1981	82.7	1987	126.0	1984	56.6	1972	97.5	2007	41.5	1994	49.4	2001	165.8	1963	30.3	2008	35.7	1968	42.3	2008	60.8	1987	37.5	2000	42.9
15	2004	57.2	2000	52.4	2016	44.9	1963	45.5	1968	79.4	1979	113.7	1970	56.0	1981	95.0	1996	41.1	1982	48.6	1994	162.2	2012	29.3	2014	35.6	2005	41.8	2002	58.2	1971	36.4	1976	42.2
16	1968	57.0	1972	51.8	1987	44.0	1983	44.9	1987	73.4	2008	112.1	1963	55.9	2006	89.4	1963	40.0	2003	46.7	2004	162.1	2000	29.0	1971	31.1	2016	39.6	1968	57.2	2014	35.7	2009	40.8
17	2016	53.8	2006	51.1	2006	43.7	1984	44.7	2000	73.4	2002	109.6	2014	54.1	1970	87.7	1994	39.2	2012	43.6	1992	161.9	1983	28.4	1985	29.9	1970	38.8	1977	57.0	2008	35.5	2016	40.3
18	2006	53.6	2005	48.7	1965	43.1	2010	43.8	1993	72.3	1974	108.2	1994	53.7	1987	86.9	2004	36.7	2000	41.8	1968	157.9	1967	28.0	1982	29.4	1965	38.4	1987	56.7	2009	34.5	2005	38.4
19	1979	51.7	1996	48.3	1986	39.2	2007	43.3	1984	66.8	1993	106.0	2005	49.8	2009	82.4	1984	36.6	2009	41.3	2010	156.4	2001	27.3	1972	26.6	2014	36.9	1994	56.4	1965	33.5	2003	36.5
20	1965	49.9	1969	46.2	1963	38.5	1973	43.0	2008	65.8	1982	105.7	2003	48.3	2014	81.2	1982	35.3	2008	39.7	1962	149.1	1968	27.0	1987	26.5	1994	36.1	1965	55.7	1972	32.2	1994	36.1
21	1972	48.1	1979	44.6	1982	37.9	1994	43.0	1967	63.8	2003	105.2	1965	47.6	1998	81.0	1972	34.1	2016	38.3	1979	136.6	1965	25.4	1994	26.2	1988	35.9	1992	54.1	1974	31.3	2008	35.9
22	2008	47.7	2007	44.4	1974	37.0	2003	42.9	1962	62.1	1981	104.0	2016	47.5	1967	80.3	1988	33.6	1993	37.1	1986	134.7	1993	25.1	1990	25.9	1992	35.8	1982	53.5	1968	28.5	1965	35.6
23	2007	45.8	2004	44.0	1972	36.5	2009	41.8	1966	58.4	1998	99.4	1981	47.4	1995	80.3	2006	33.5	1968	36.7	2003	134.7	2014	24.4	1980	25.3	1987	35.1	2011	52.6	2011	28.4	2004	35.0
24	2009	44.7	1994	43.7	2003	36.2	1974	39.5	1965	57.5	2004	92.6	1988	46.7	1980	79.1	1980	33.1	1996	36.1	1965	133.8	2003	23.7	2004	24.7	1972	34.9	1972	51.5	1976	28.2	1966	34.3
25	2005	43.9	1967	43.0	1984	35.9	2004	38.6	2004	57.5	1965	91.6	1967	45.3	1984	78.9	1965	32.4	1972	34.5	2016	131.9	1984	23.0	1966	24.5	2002	32.9	1981	50.4	1985	26.5	1971	33.4
26	1994	43.6	2016	41.0	1981	35.0	1972	38.3	1977	56.7	2016	83.7	1961	44.6	1962	78.0	1976	28.7	1995	33.6	1995	131.5	1982	22.4	1984	24.5	2010	32.9	2004	49.8	2012	26.3	1978	32.9
27	2000	43.0	2009	37.1	2009	34.8	1998	36.3	1985	53.6	1984	72.1	1983	43.2	2003	74.8	1962	28.4	2005	33.2	1987	120.6	1988	22.0	1965	24.2	2008	32.8	2003	48.9	1967	26.2	1995	32.6
28	1975	39.9	1984	32.6	1995	33.8	2001	35.1	2003	53.1	1962	71.8	1973	42.6	1988	73.0	1973	28.4	1998	32.7	2006	115.2	2016	21.6	1961	23.8	2009	30.2	2010	48.4	1962	25.8	1985	32.1
29	1984	38.6	1992	32.2	2000	31.3	1980	33.5	1998	52.3	1992	69.7	1996	42.6	2004	71.3	2012	28.4	1978	31.8	1993	109.5	2004	20.9	2011	23.8	1982	28.8	1988	48.3	2004	25.8	1968	31.8
30	2011	38.1	1975	32.0	1961	30.1	2014	32.7	2002	51.2	1977	66.7	2008	42.0	1982	70.4	1974	25.5	1961	30.2	1981	101.5	1972	20.0	1968	23.4	1990	28.1	1970	47.8	1994	25.3	2011	31.7
31	1967	37.4	2003	30.8	1996	29.7	1967	32.0	2016	50.7	1975	62.4	1982	41.4	2010	68.4	1981	25.3	1962	30.0	1963	96.1	1974	19.4	1974	20.3	2011	27.0	1985	44.6	1980	23.9	1972	30.5
32	1993	36.8	1985	29.9	1973	29.0	1981	31.2	2010	50.3	1999	57.2	1972	40.9	2001	66.8	2008	25.2	1963	29.1	2002	95.7	1962	19.2	1978	20.2	2003	25.0	1990	44.1	2003	22.8	1963	29.5
33	1988	35.1	1993	29.6	1969	27.8	1965	29.8	1970	48.9	1966	56.8	2006	40.7	1965	66.2	1961	24.4	1965	28.0	1972	93.0	1998	19.0	1996	19.8	1963	23.9	1995	43.7	1978	22.4	2012	28.4
34	1995	34.3	1973	29.1	1975	27.6	2008	28.5	1963	48.5	2011	55.2	1995	39.5	1961	64.7	1978	23.8	2004	27.7	1961	92.9	1981	18.2	2003	19.0	1985	23.7	2009	43.7	1984	22.4	1974	28.2
35	1973	33.8	1988	28.6	2014	26.3	1993	28.3	2006	47.3	2001	51.8	2009	38.8	2016	64.1	2003	23.2	1999	27.6	1969	92.9	1971	17.7	2000	18.9	1966	23.0	2016	41.0	1961	20.3	1982	28.1
36	1963	33.0	1963	27.8	1978	25.5	1971	27.6	1975	46.7	1985	51.6	1993	33.0	1966	63.9	2011	21.5	1983	27.3	1973	91.2	1966	17.5	1962	18.8	1989	22.4	1963	40.7	1966	18.4	1962	28.0
37	1992	30.7	1995	26.5	1993	23.7	1966	27.5	1973	45.8	2010	49.9	1971	32.8	2000	62.7	1968	20.6	1967	26.9	1970	90.7	1997	17.1	1983	18.3	2004	21.5	2014	40.7	1981	16.3	2014	26.4
38	1985	30.3	1981	25.4	1988	23.2	1961	27.1	1988	44.2	1973	48.0	2000	30.9	1971	55.7	2005	19.3	2006	24.3	1999	84.6	2008	16.4	1989	18.3	1993	21.4	1962	40.4	1983	15.0	1998	26.2
39	1989	27.1	2011	25.0	2011	23.2	1995	27.1	2001	43.7	2006	47.0	1974	30.6	1973	53.2	1997	18.8	1966	22.7	1988	83.4	1992	15.2	2012	18.0	1984	20.6	1975	38.0	2005	15.0	1984	26.0
40	1961	25.3	1980	24.6	1962	21.9	2005	24.7	1969	43.3	1990	46.3	1962	29.4	1974	48.4	1967	18.3	1971	22.4	1966	75.3	2009	15.0	1967	17.8	1998	19.8	1993	35.5	1990	14.7	1992	23.7
41	1966	24.4	2002	22.6	2008	21.1	1962	24.4	2009	43.0	1970	45.4	1978	28.1	1993	46.6	1966	18.2	1984	21.7	1990	72.6	1973	14.0	1999	17.4	1997	19.5	1989	32.8	1998	14.2	1990	22.3
42	1997	22.9	1962	21.4	2002	19.4	2000	22.5	1992	42.1	1963	43.5	1980	27.3	1975	46.2	1999	16.1	1969	20.2	1977	71.2	2002	14.0	1998	17.3	1964	19.2	1966	32.1	2000	14.0	1981	20.7
43	1998	21.6	1971	21.2	1985	18.7	1969	21.5	2011	38.8	2009	43.0	1997	22.0	1996	46.1	1985	15.9	2002	20.0	1974	68.1	1990	12.2	1976	16.5	1995	18.7	1998	31.1	1999	13.8	1961	20.2
44	1978	21.4	1961	21.0	1971	16.3	1997	20.8	1980	38.1	1980	41.5	2011	21.3	1969	45.9	1998	15.2	1973	18.6	1996	67.9	1995	12.1	1997	16.1	1996	18.3	1961	31.0	1995	13.3	1996	19.4
45	1962	21.2	1966	20.6	2001	14.7	1988	20.4	2014	37.0	1961	39.1	1998	19.4	1978	45.9	1995	12.7	1980	18.6	2011	66.0	2006	11.8	1981	15.1	1975	17.9	1964	28.3	1989	13.1	1980	18.3
46	1980	21.2	1999	19.8	1980	14.4	1975	18.5	1978	36.3	2014	38.9	1969	18.4	1992	38.4	1983	11.9	1985	18.2	1975	59.4	1961	11.6	2006	14.8	1981	17.9	1984	28.1	1996	12.8	2002	18.1
47	2014	21.1	1978	19.4	1992	14.1	1992	15.7	1999	36.0	1988	37.9	2002	18.2	1963	31.7	1990	8.9	1981	15.6	1984	57.1	1969	11.4	1995	11.2	1969	15.5	1991	27.9	2006	12.8	1999	17.1
48	1999	20.7	1989	19.0	1997	13.3	2002	13.7	1972	35.0	1989	37.7	1985	17.8	2011	28.0	2000	8.7	1997	15.1	1982	56.6	1980	11.2	2005	10.1	1999	14.5	1978	26.7	1969	11.4	1991	15.3
49	1981	20.6	1997	16.1	1989	11.8	2011	13.4	1961	32.2	1969	34.5	1999	17.5	1985	27.5	1993	7.6	1974	14.7	1989	55.7	1999	10.8	1973	9.2	1978	13.9	1999	26.7	1973	10.6	1975	15.0
50	2001	17.8	1970	14.6	1998	11.7	1985	9.7	1989	31.6	1978	31.7	1966	16.8	1999	26.5	1989	6.3	1989	9.4	1971	44.6	1985	10.6	1975	8.8	2006	13.2	1980	25.5	1993	10.4	1969	14.7
51	1971	17.7	1998	13.7	1966	11.2	1989	9.2	1996	27.2	1996	29.1	1990	12.6	2002	24.1	1969	4.7	1990	9.3	1964	39.3	1989	10.2	1993	8.2	1991	12.8	2006	24.7	2002	10.1	1989	14.5
52	2002	16.6	2014	12.3	1999	10.7	1990	8.6	1990	24.2	1972	26.3	1992	11.5	1990	19.3	1975	4.1	1992	8.8	1997	38.7	1978	8.3	1969	8.0	1980	12.1	1997	24.2	1992	9.0	1993	13.7
53	1970	14.1	2001	10.3	1970	7.9	1999	8.1	1964	23.7	1971	25.6	1975	11.4	1989	18.7	2002	3.3	1991	8.4	1980	35.9	1975	7.6	2002	5.2	1971	8.2	1969	23.5	1997	8.9	1964	12.8
54	1991	11.3	1991	10.1	1990	3.6	1978	7.6	1971	22.8	1991	25.6	1989	9.9	1991	16.8	1992	2.9	1975	7.3	1991	34.0	2011	6.1	1992	4.4	1973	7.3	1996	23.1	1975	8.8	1997	12.3
55	1990	6.8	1990	5.0	1991	2.4	1991	1.8	1997	19.1	1997	22.3	1991	4.6	1997	13.7	1991	0.7	2011	5.3	1985	33.7	1991	1.0	1964	3.7	1961	-	1971	17.2	1964	8.5	2006	6.1
56	1964	2.7	1964	3.2	1964	1.1	1964	0.3	1991	16.1	1964	20.7	1964	0.5	1964	3.4	1964	0.6	1964	2.1	1978	31.3	1964	0.4	1991	2.5	1962	-	1973	12.7	1991	6.5	1973	4.3

Poloha klimatických meteorologických staníc na Slovensku
Location climatological meteorological stations in Slovakia

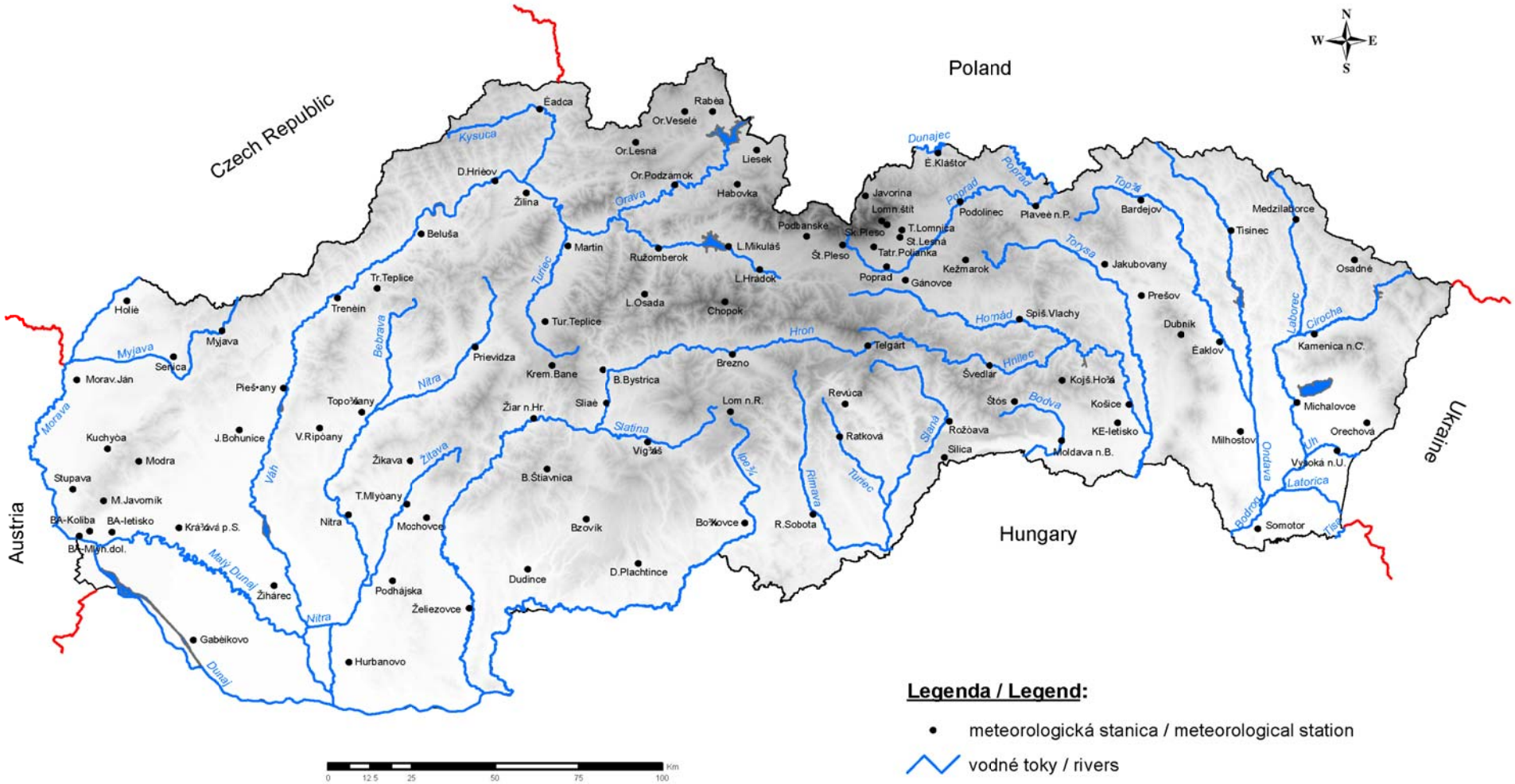

Vydal: Slovenský hydrometeorologický ústav
Zostavil: RNDr. O. Bochníček PhD., Ing. P. Ondruška

Príspevky autorsky pripravili:
RNDr. O. Bochníček PhD., RNDr. P. Faško CSc.,
RNDr. Ľ. Jančovičová, Mgr. P. Kajaba, RNDr. J. Kaňák,
Mgr. P. Matejovič PhD., Mgr. O. Mišaga, Ing. P. Ondruška,
RNDr. P. Valová, RNDr. A. Vinceová
v spolupráci s ďalšími pracovníkmi ÚMS SHMÚ
Tel.: 004212/5477 2004
Fax: 004212/5477 2034

ISSN 1338-7170

Issued by: Slovak Hydrometeorological Institute
Compiled by: RNDr. O. Bochníček PhD., Ing. P. Ondruška

Contributions were prepared by authors:
RNDr. O. Bochníček PhD., RNDr. P. Faško CSc.,
RNDr. Ľ. Jančovičová, Mgr. P. Kajaba, RNDr. J. Kaňák,
Mgr. P. Matejovič PhD., Mgr. O. Mišaga, Ing. P. Ondruška,
RNDr. P. Valová, RNDr. A. Vinceová
Phone: 004212/5477 2004
Fax: 004212/5477 2034

ISSN 1338-7170

SLOVENSKÝ HYDROMETEOROLOGICKÝ ÚSTAV
JESÉNIOVA 17
833 15 BRATISLAVA

Cena 3.92 € - 1 výtlačok

SLOVAK HYDROMETEOROLOGICAL INSTITUTE
JESÉNIOVA 17
833 15 BRATISLAVA

Price 3.92 € per 1 copy