ISSN 1337-5458

SLOVENSKÝ
HYDROMETEOROLOGICKÝ
ÚSTAV

Bulletin

METEOROLÓGIA a KLIMATOLÓGIA

Slovenská republika

Ročník 23 2017 Číslo 7

BULLETIN
METEOROLÓGIA A KLIMATOLÓGIA
SLOVENSKÁ REPUBLIKA

BULLETIN
METEOROLOGY AND CLIMATOLOGY
SLOVAK REPUBLIC

Synoptický prehľad za júl 2017

Description of synoptic situation in July 2017

V prvej dekáde mesiaca cez našu oblasť v západnom až severozápadnom prúdení smerovalo niekoľko atmosférických frontov.
Na začiatku druhej dekády mesiaca sa nad severozápadnou Európou prehĺbila tlaková níž a po jej okraji smerovali od západu v dňoch 12. 7. a 13. 7. atmosferické fronty, ktoré ovplyvnili počasie aj u nás. Za posledným z nich začal prúdiť od severozápadu k nám chladný vzduch. V ňom sa zo západnej Európy rozšíril k nám výbežok tlakovej výše. Zároveň vo vyšších vrstvách ovzdušia od severu zasahovala do našej oblasti brázda nízkeho tlaku vzduchu, ktorá sa v dňoch 15. 7. a 16. 7. presúvala ďalej na východ.
Dňa 17. 7. od západu zasahoval do našej oblasti výbežok tlakovej výše, po okraji ktorého smeroval cez Slovensko ďalej na východ oklúzny front. Za ním sa nad vnútrozemím Európy obnovila oblasť vyššieho tlaku vzduchu, po okraji ktorej začal 19. 7. prúdiť od juhu až juhozápadu k nám veľmi teplý vzduch.
Na začiatku tretej dekády mesiaca cez našu oblasť postupovalo zvlnené frontálne rozhranie, za ktorým začal prúdiť 25. 7. od severozápadu chladnejší a vlhký vzduch, v ktorom sa od juhozápadu rozšíril do našej oblasti výbežok tlakovej výše.
V závere mesiaca sa zo západnej Európy presunula nad strednú Európu a oblasť Čierneho mora tlaková výš, a po jej zadnej strane začal prúdiť k nám od juhozápadu teplý vzduch.

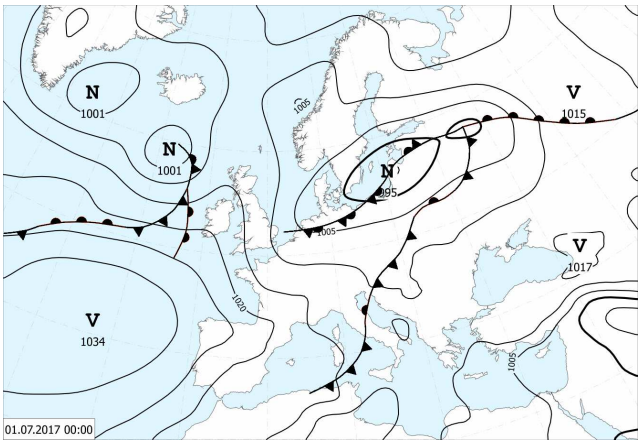
N 1001
N 1001
N 995
V 1015
V 1017
V 1034
1005
1020
01.07.2017 00:00

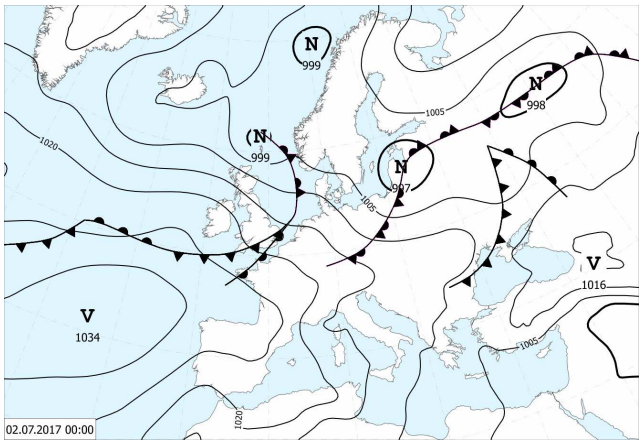
N 999
N 998
N 999
N 997
V 1016
V 1034
1005
1020
02.07.2017 00:00

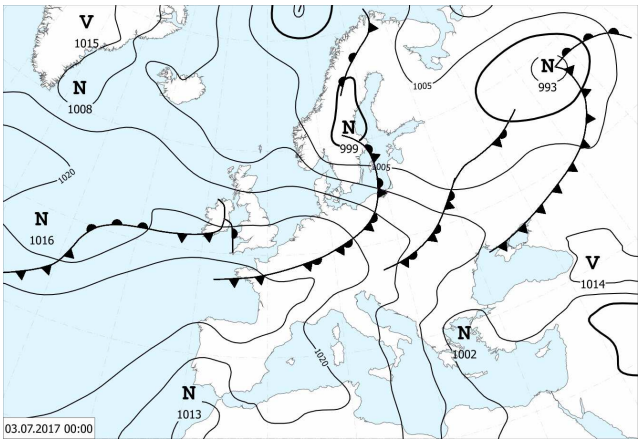
V 1015
N 1008
N 993
N 999
N 1016
V 1014
N 1002
N 1013
1005
1020
03.07.2017 00:00

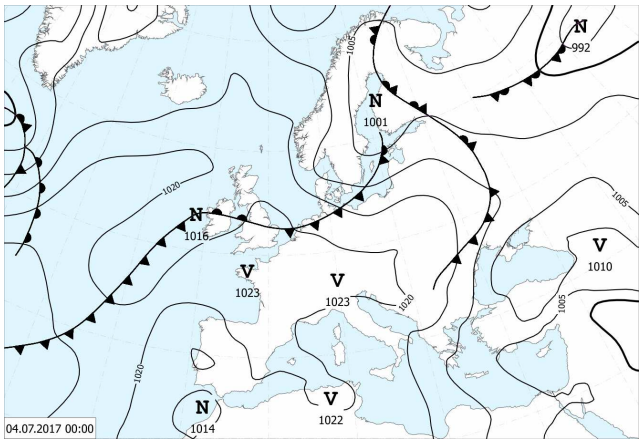
N 992
N 1001
N 1016
V 1023
V 1023
V 1010
N 1014
V 1022
1005
1020
04.07.2017 00:00

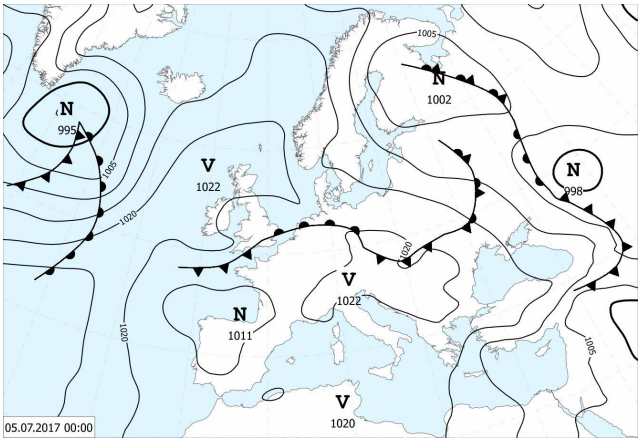
N 995
N 1002
V 1022
N 998
V 1022
N 1011
V 1020
1005
1020
05.07.2017 00:00

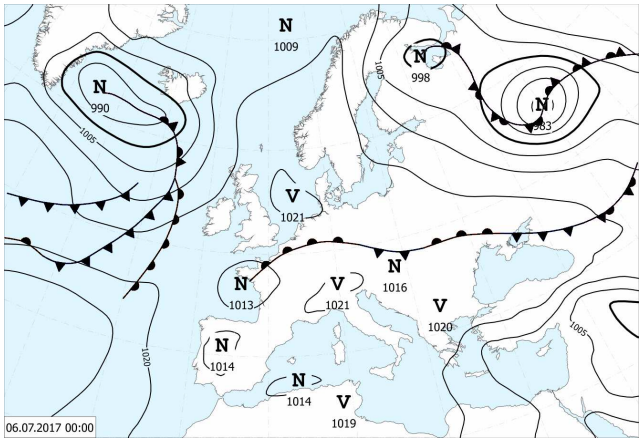
N 1009
N 990
N 998
N 983
V 1021
N 1013
V 1021
N 1016
V 1020
N 1014
N 1014
V 1019
1005
1020
06.07.2017 00:00

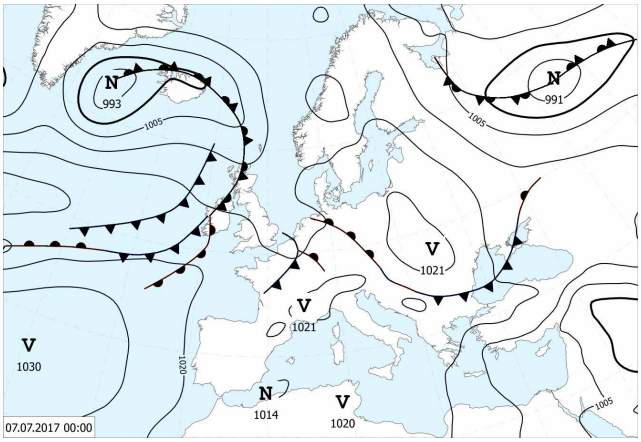
N 993
N 991
V 1021
V 1021
V 1030
N 1014
V 1020
1005
1020
07.07.2017 00:00

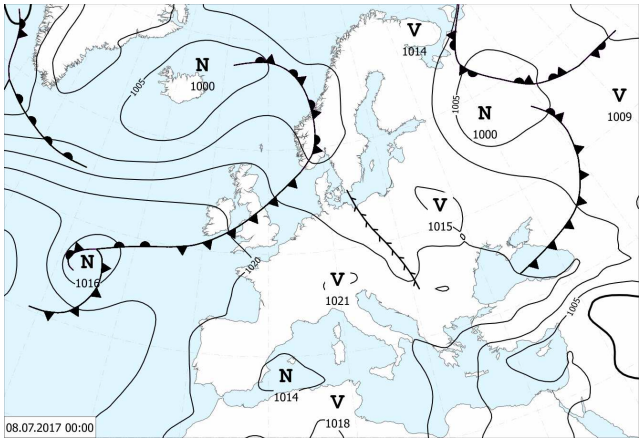
V 1014
N 1000
N 1000
V 1009
V 1015
N 1016
V 1021
N 1014
V 1018
1005
1020
08.07.2017 00:00

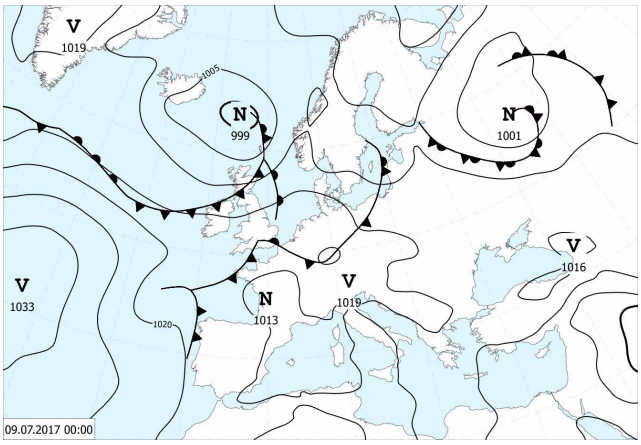
V 1019
N 999
1005
N 1001
V 1016
V 1033
N 1013
V 1019
1020
09.07.2017 00:00

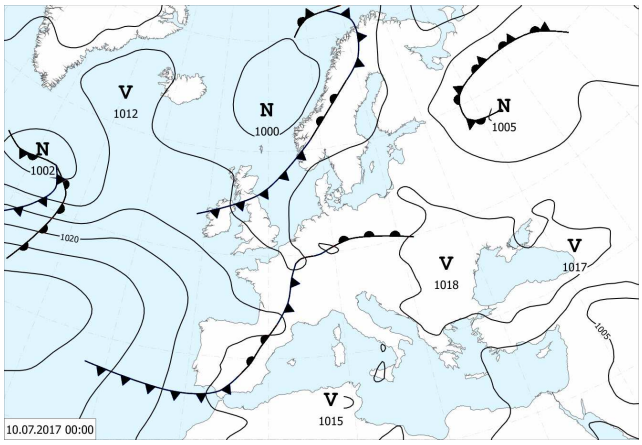
V 1012
N 1000
N 1005
N 1002
1020
V 1018
V 1017
1005
V 1015
10.07.2017 00:00

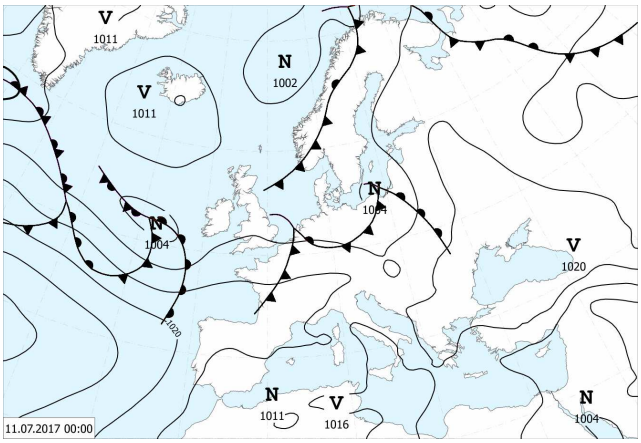
V 1011
N 1002
V 1011
N 1004
1020
V 1020
N 1011
V 1016
N 1004
11.07.2017 00:00

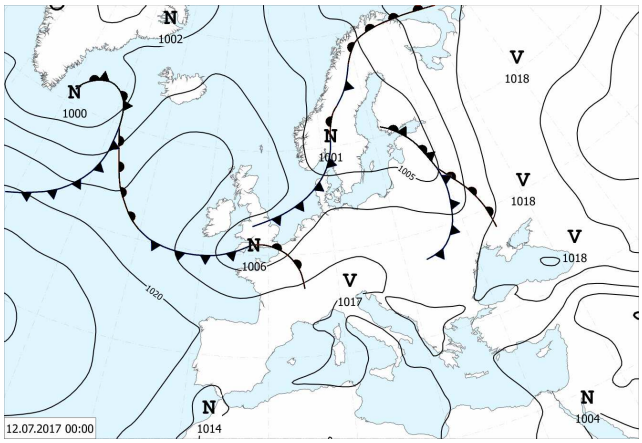
N 1002
V 1018
N 1000
N 1001
1005
V 1018
V 1018
N 1006
1020
V 1017
N 1014
N 1004
12.07.2017 00:00

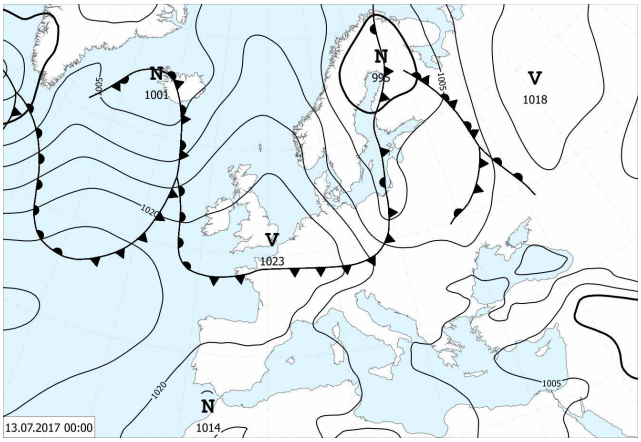
N 995
1005
N 1001
1005
V 1018
1020
V 1023
1020
N 1014
1005
13.07.2017 00:00

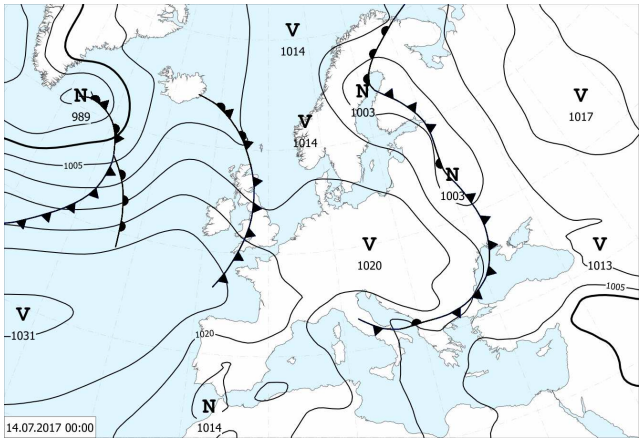
V 1014
N 989
N 1003
V 1017
V 1014
1005
N 1003
V 1020
V 1013
1005
V 1031
1020
N 1014
14.07.2017 00:00

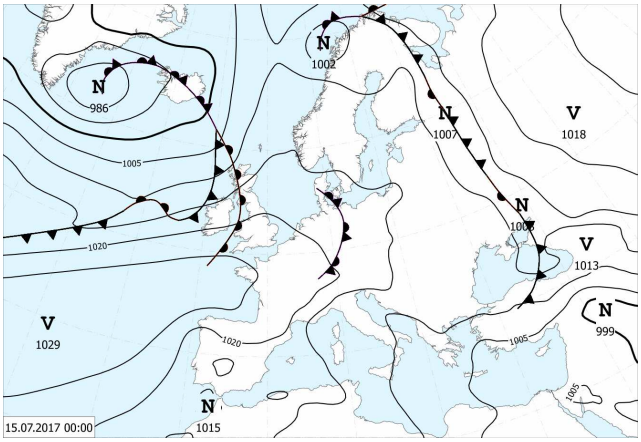
N 1002
N 986
1005
N 1007
V 1018
1020
N 1008
V 1013
N 999
V 1029
1020
1005
N 1015
1005
15.07.2017 00:00

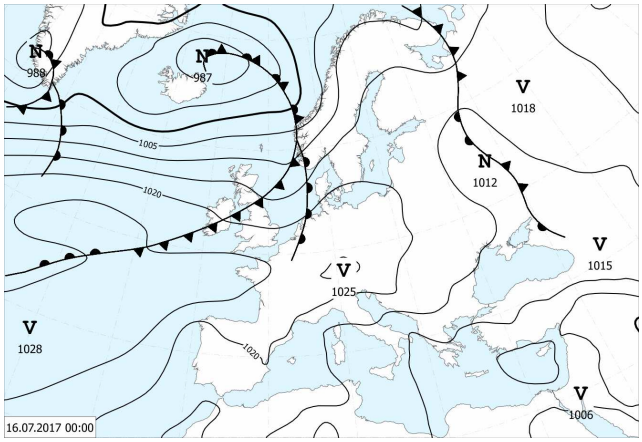
N 988
N 987
V 1018
1005
1020
N 1012
V 1015
V 1025
V 1028
1020
V 1006
16.07.2017 00:00

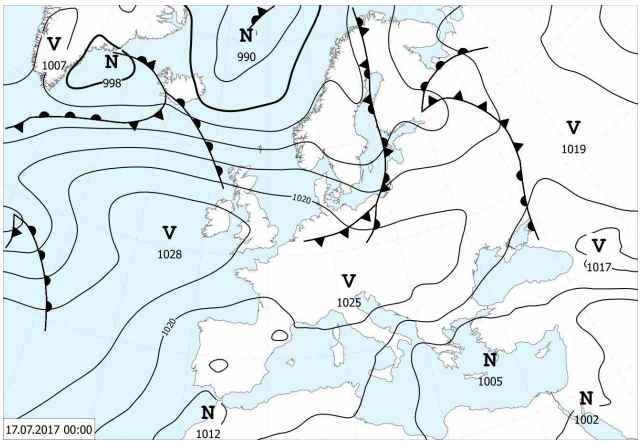
17.07.2017 00:00

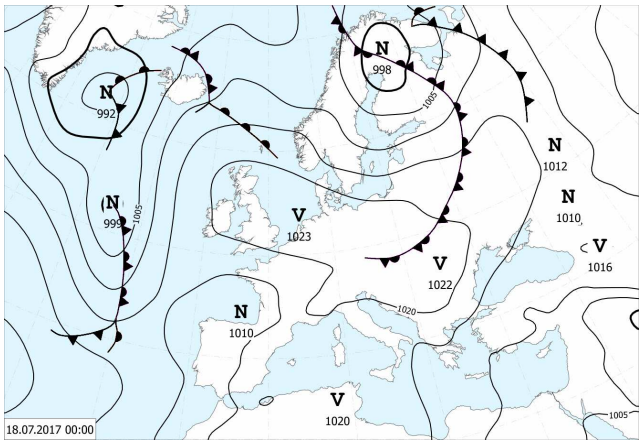
18.07.2017 00:00

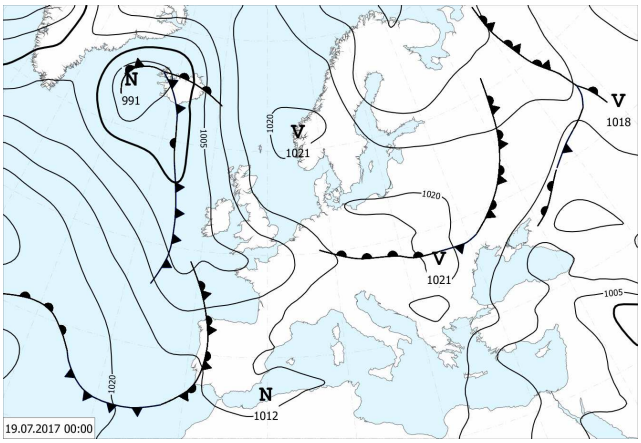
19.07.2017 00:00

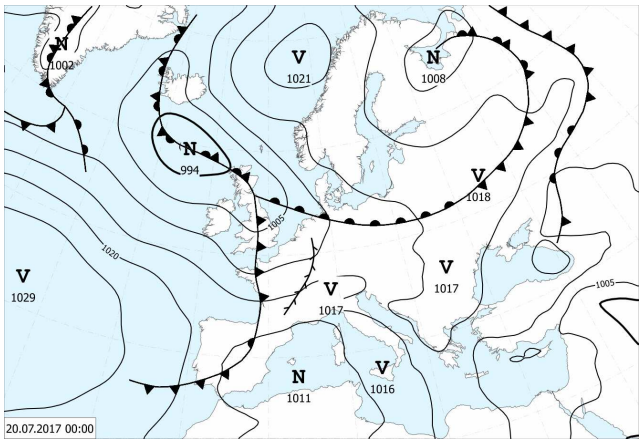
20.07.2017 00:00

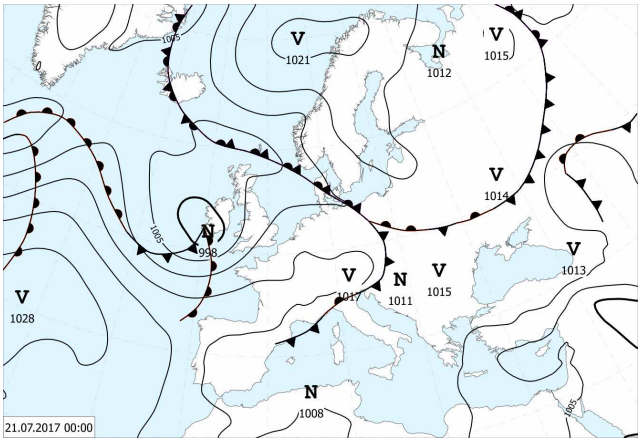
21.07.2017 00:00

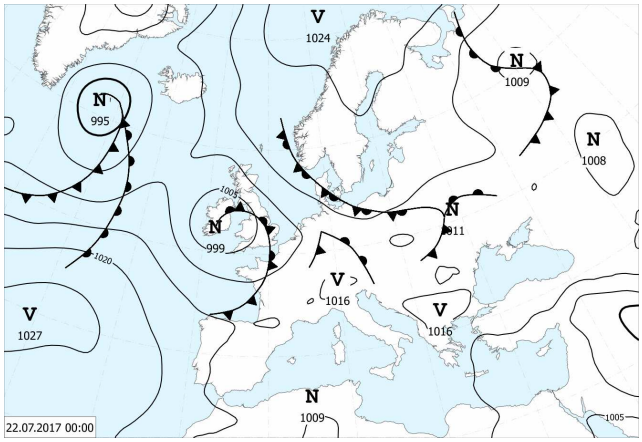
22.07.2017 00:00

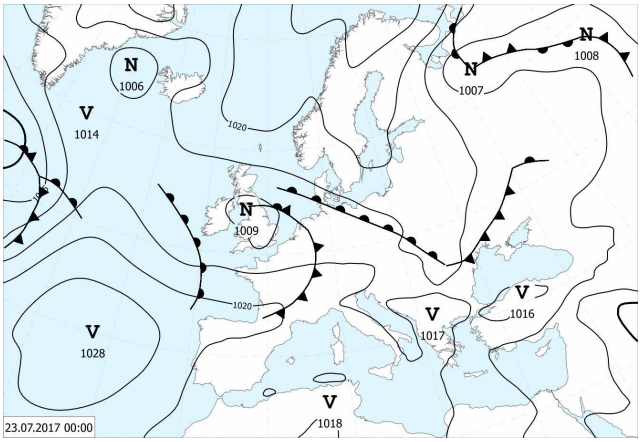
23.07.2017 00:00

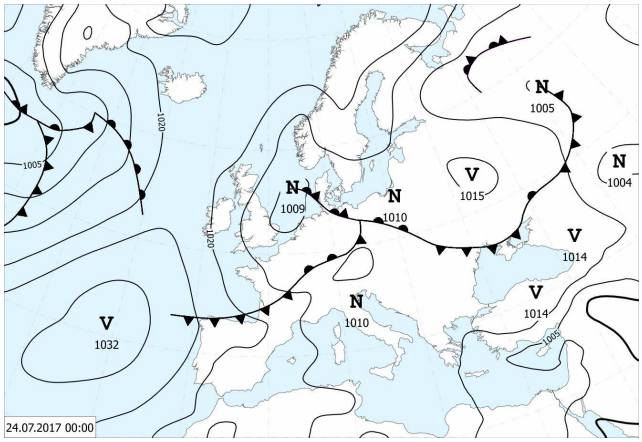
24.07.2017 00:00

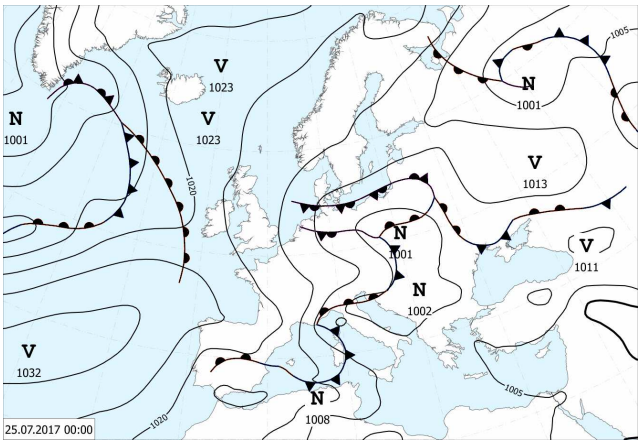
25.07.2017 00:00
V 1023
V 1023
N 1001
N 1001
V 1013
N 1001
V 1011
N 1002
V 1032
N 1008
1005
1020

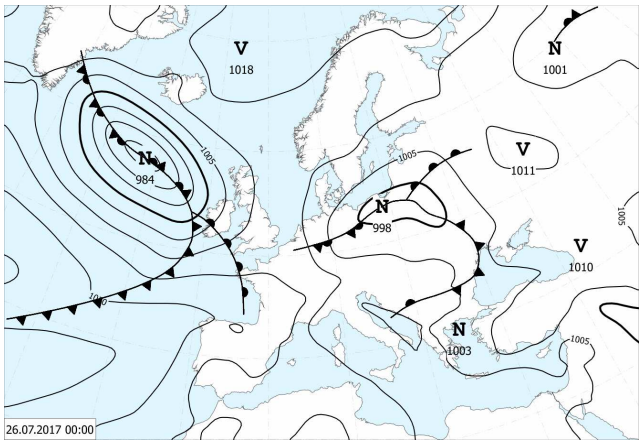
26.07.2017 00:00
V 1018
N 1001
N 984
V 1011
N 998
V 1010
N 1003
1005
1020

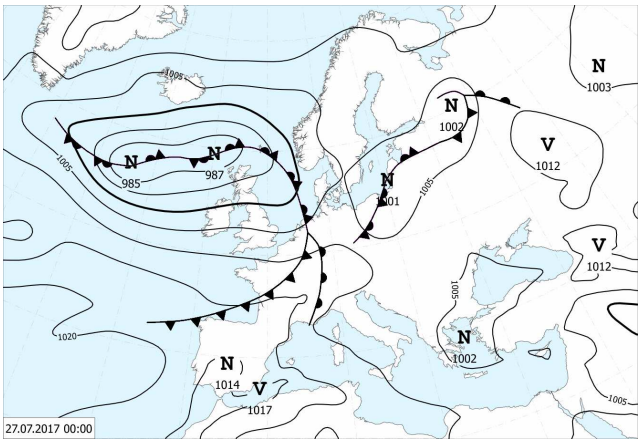
27.07.2017 00:00
N 1003
N 1002
V 1012
N 985
N 987
N 1001
V 1012
N 1002
N 1014
V 1017
1005
1020

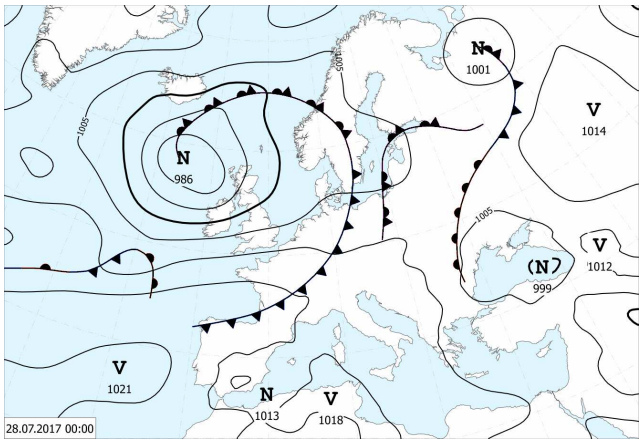
28.07.2017 00:00
N 1001
V 1014
N 986
(N) 999
V 1012
V 1021
N 1013
V 1018
1005

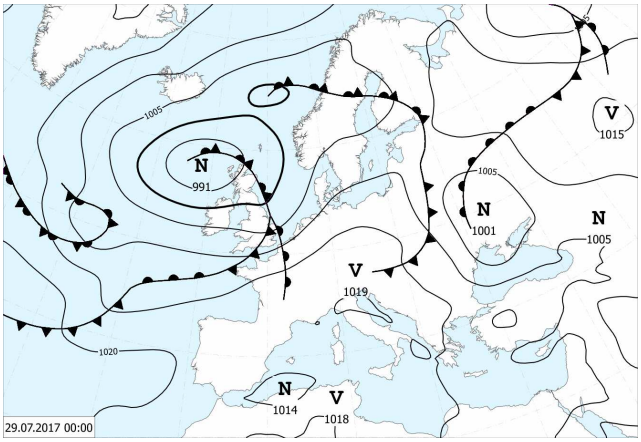
29.07.2017 00:00
V 1015
N 991
N 1001
N 1005
V 1019
N 1014
V 1018
1005
1020

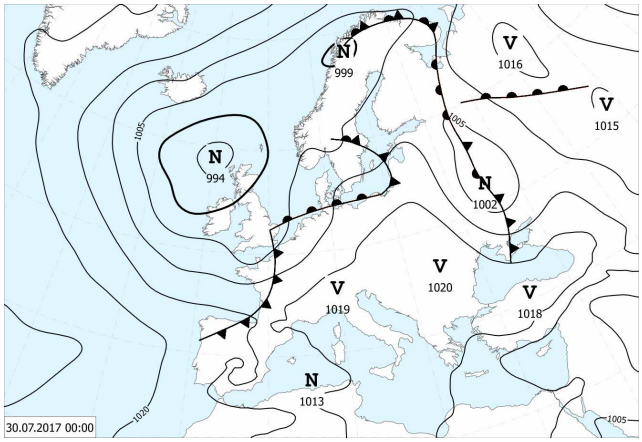
30.07.2017 00:00
(N) 999
V 1016
V 1015
N 994
N 1002
V 1020
V 1019
V 1018
N 1013
1005
1020

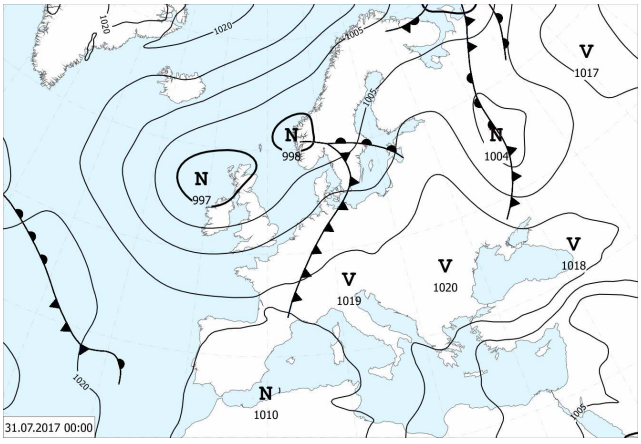
31.07.2017 00:00
V 1017
N 998
N 1004
N 997
V 1018
V 1020
V 1019
N 1010
1005
1020








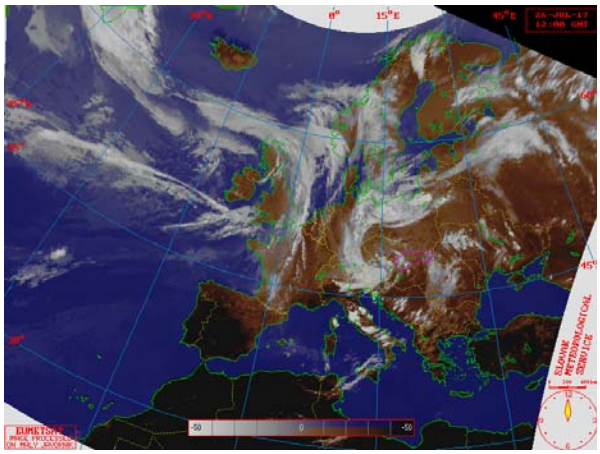


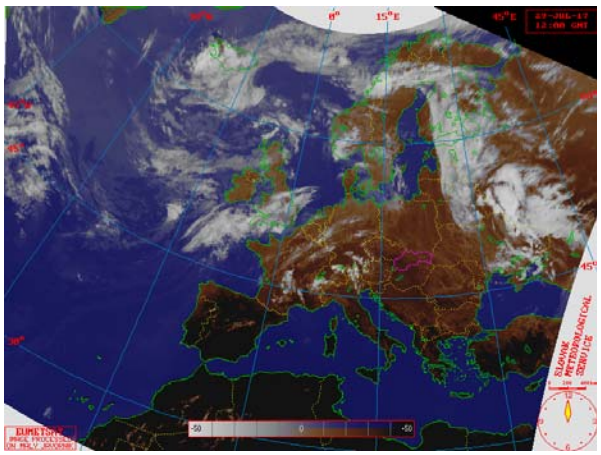
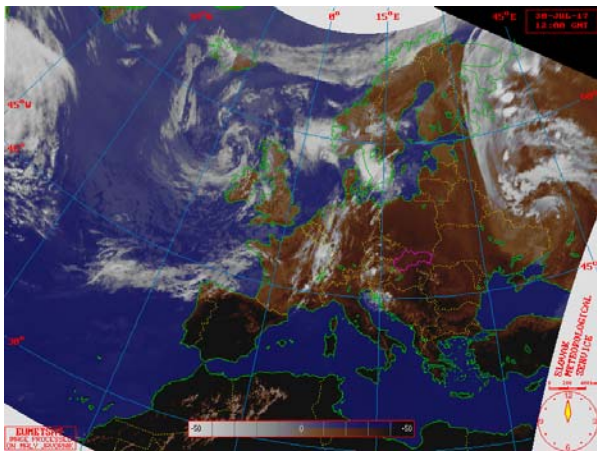


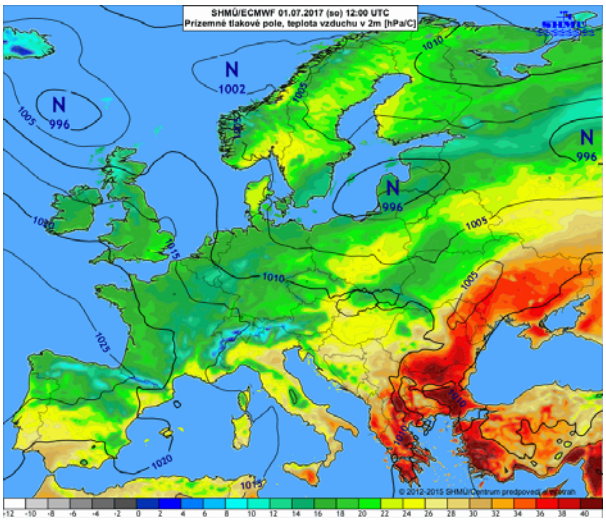
SHMÚ/ECMWF 01.07.2017 (so) 12:00 UTC
Prízemné tlakové pole, teplota vzduchu v 2m [hPa/C]
© 2012-2015 SHMÚ/Centrum predpovedí a výstrah

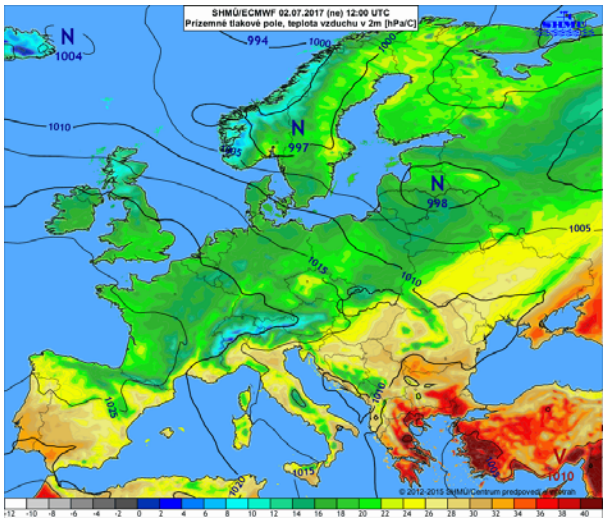
SHMÚ/ECMWF 02.07.2017 (ne) 12:00 UTC
Prízemné tlakové pole, teplota vzduchu v 2m [hPa/C]
© 2012-2015 SHMÚ/Centrum predpovedí a výstrah

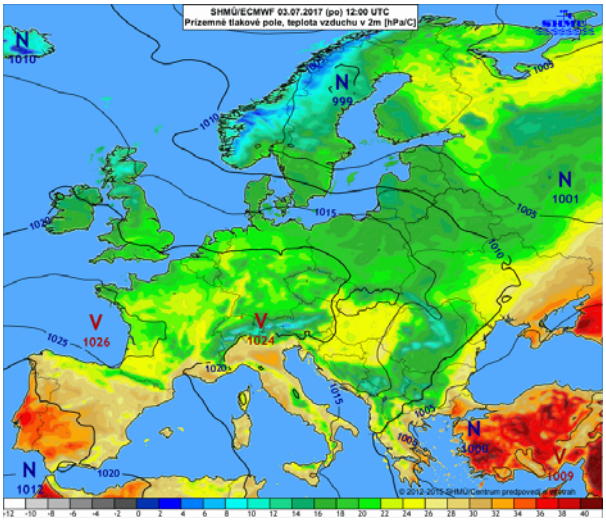
SHMÚ/ECMWF 03.07.2017 (po) 12:00 UTC
Prízemné tlakové pole, teplota vzduchu v 2m [hPa/C]
© 2012-2015 SHMÚ/Centrum predpovedí a výstrah

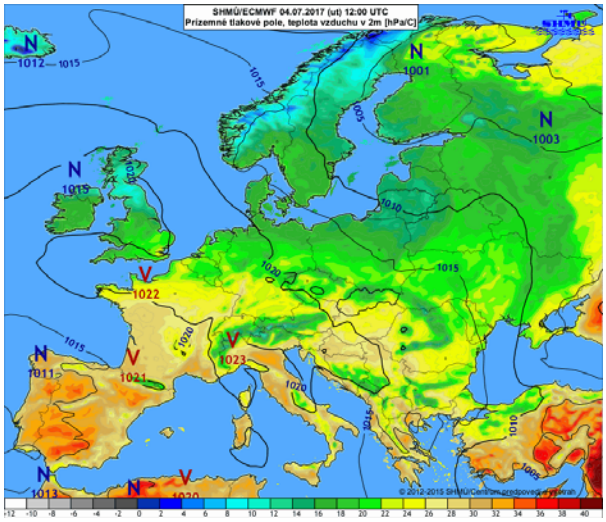
SHMÚ/ECMWF 04.07.2017 (ut) 12:00 UTC
Prízemné tlakové pole, teplota vzduchu v 2m [hPa/C]
© 2012-2015 SHMÚ/Centrum predpovedí a výstrah

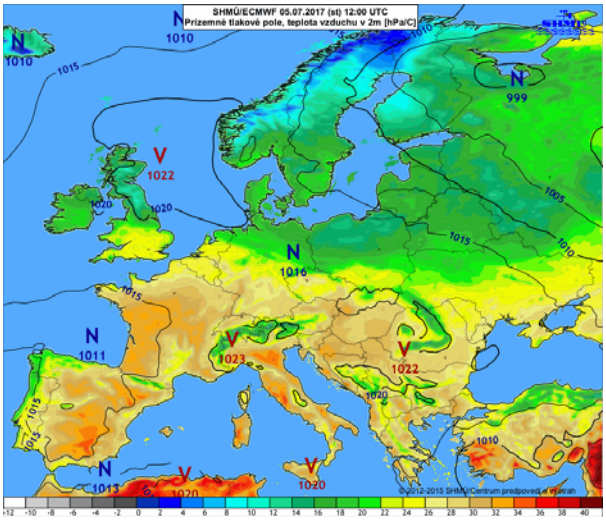
SHMÚ/ECMWF 05.07.2017 (st) 12:00 UTC
Prízemné tlakové pole, teplota vzduchu v 2m [hPa/C]
© 2012-2015 SHMÚ/Centrum predpovedí a výstrah

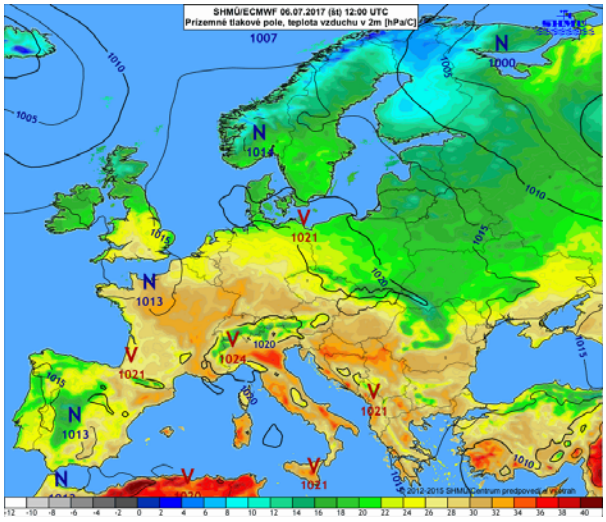
SHMÚ/ECMWF 06.07.2017 (štv) 12:00 UTC
Prízemné tlakové pole, teplota vzduchu v 2m [hPa/C]
© 2012-2015 SHMÚ/Centrum predpovedí a výstrah

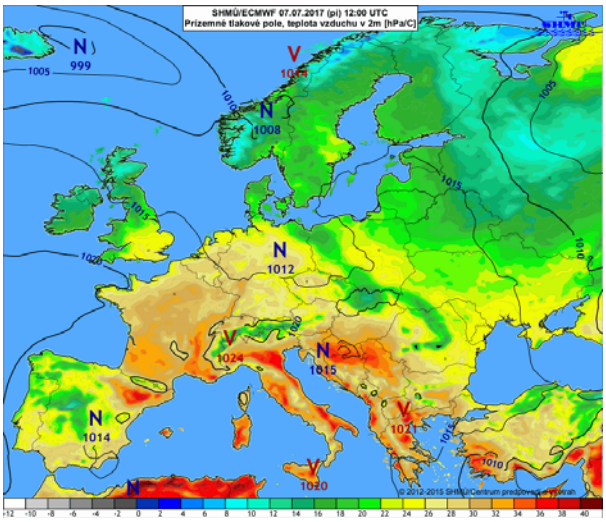
SHMÚ/ECMWF 07.07.2017 (pi) 12:00 UTC
Prízemné tlakové pole, teplota vzduchu v 2m [hPa/C]
© 2012-2015 SHMÚ/Centrum predpovedí a výstrah

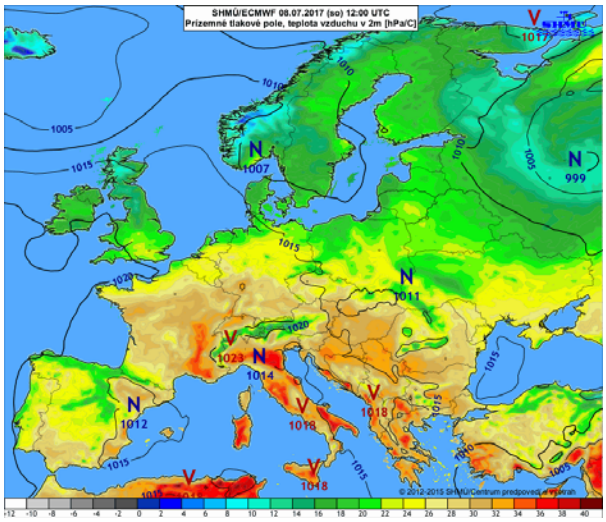
SHMÚ/ECMWF 08.07.2017 (so) 12:00 UTC
Prízemné tlakové pole, teplota vzduchu v 2m [hPa/C]
© 2012-2015 SHMÚ/Centrum predpovedí a výstrah

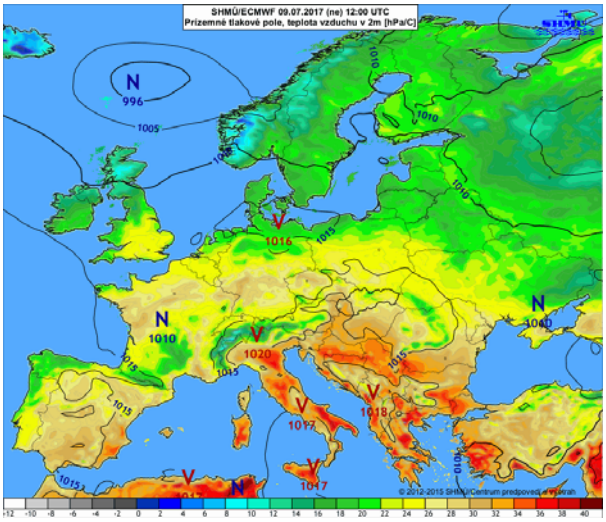
SHMÚ/ECMWF 09.07.2017 (ne) 12:00 UTC
Prízemné tlakové pole, teplota vzduchu v 2m [hPa/C]
© 2012-2015 SHMÚ/Centrum predpovedí a výstrah

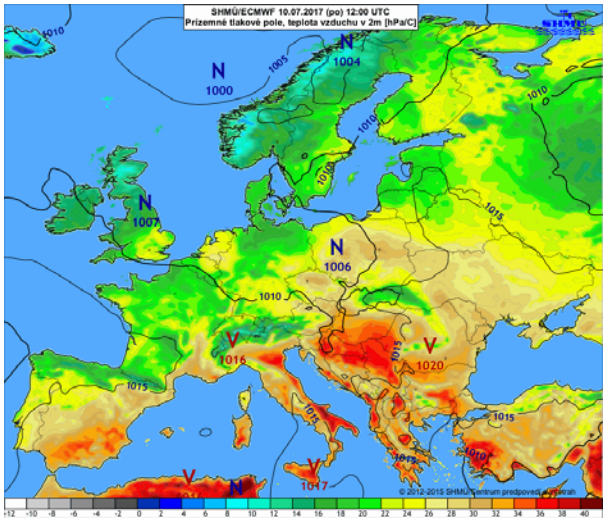
SHMÚ/ECMWF 10.07.2017 (po) 12:00 UTC
Prízemné tlakové pole, teplota vzduchu v 2m [hPa/C]
© 2012-2015 SHMÚ/Centrum predpovedí a výstrah

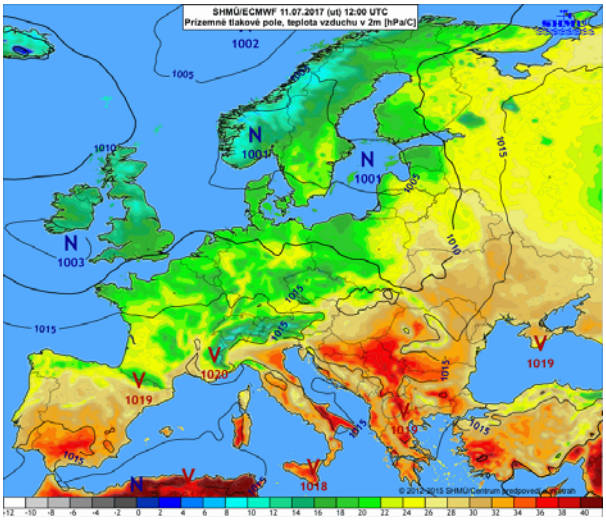
SHMÚ/ECMWF 11.07.2017 (ut) 12:00 UTC
Prízemné tlakové pole, teplota vzduchu v 2m [hPa/C]
© 2012-2015 SHMÚ/Centrum predpovedí a výstrah

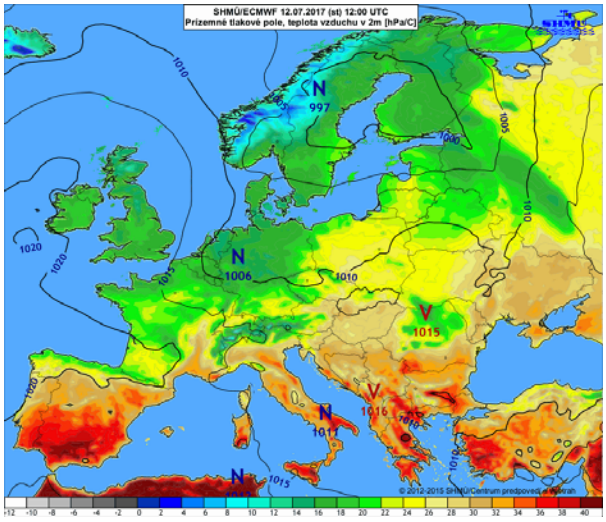
SHMÚ/ECMWF 12.07.2017 (st) 12:00 UTC
Prízemné tlakové pole, teplota vzduchu v 2m [hPa/C]
© 2012-2015 SHMÚ/Centrum predpovedí a výstrah

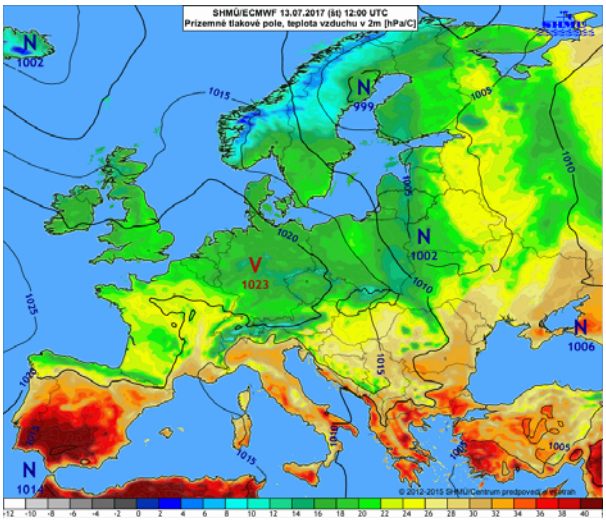
SHMÚ/ECMWF 13.07.2017 (štvrtok) 12:00 UTC
Prízemné tlakové pole, teplota vzduchu v 2m [hPa/C]
© 2012-2015 SHMÚ/Centrum predpovedí a výstrah

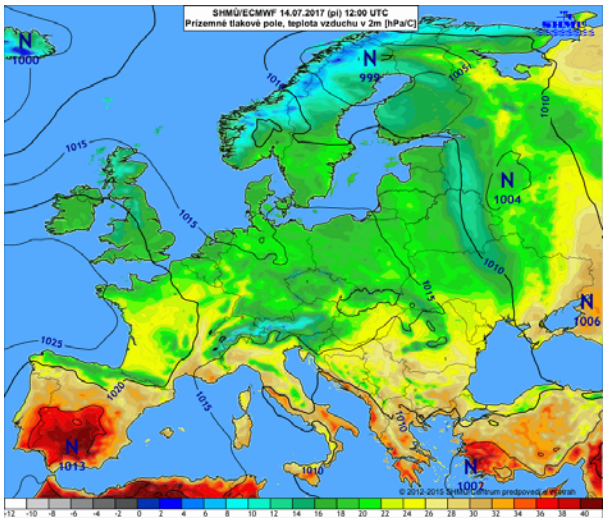
SHMÚ/ECMWF 14.07.2017 (piatok) 12:00 UTC
Prízemné tlakové pole, teplota vzduchu v 2m [hPa/C]
© 2012-2015 SHMÚ/Centrum predpovedí a výstrah

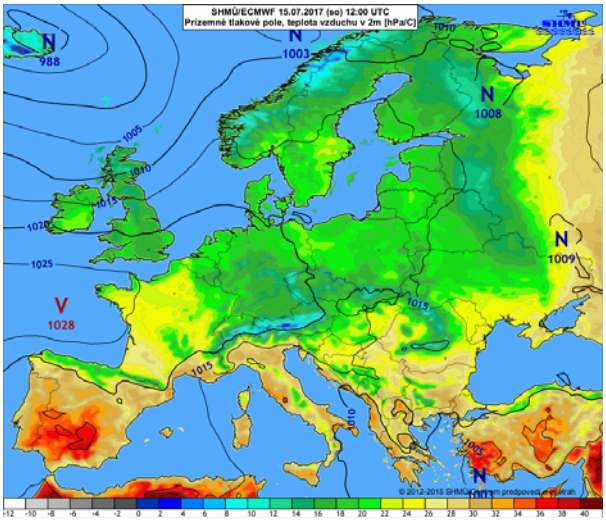
SHMÚ/ECMWF 15.07.2017 (sobota) 12:00 UTC
Prízemné tlakové pole, teplota vzduchu v 2m [hPa/C]
© 2012-2015 SHMÚ/Centrum predpovedí a výstrah

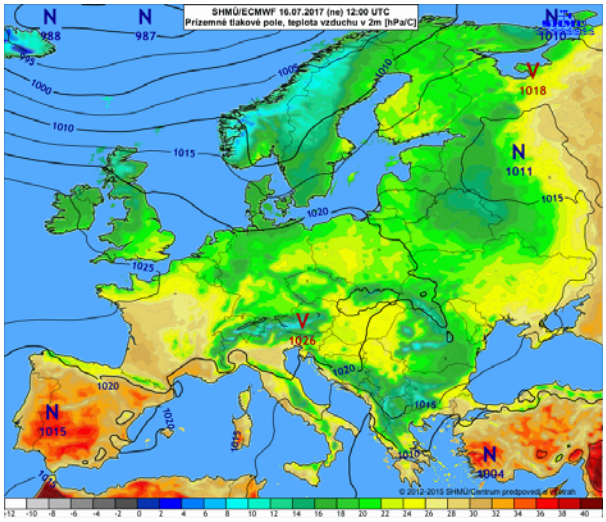
SHMÚ/ECMWF 16.07.2017 (nedeľa) 12:00 UTC
Prízemné tlakové pole, teplota vzduchu v 2m [hPa/C]
© 2012-2015 SHMÚ/Centrum predpovedí a výstrah

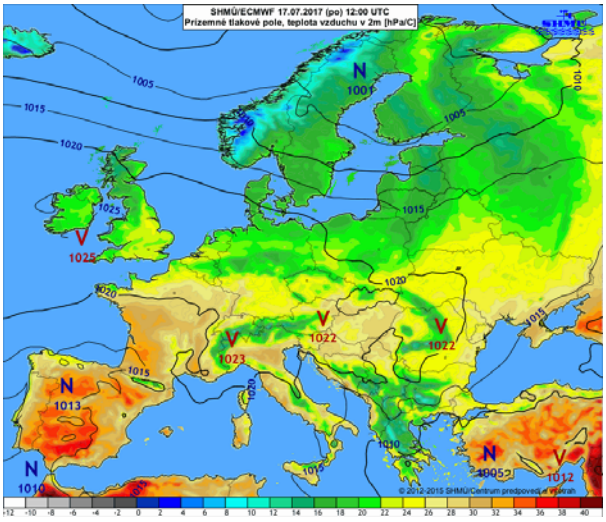
SHMÚ/ECMWF 17.07.2017 (pondelok) 12:00 UTC
Prízemné tlakové pole, teplota vzduchu v 2m [hPa/C]
© 2012-2015 SHMÚ/Centrum predpovedí a výstrah

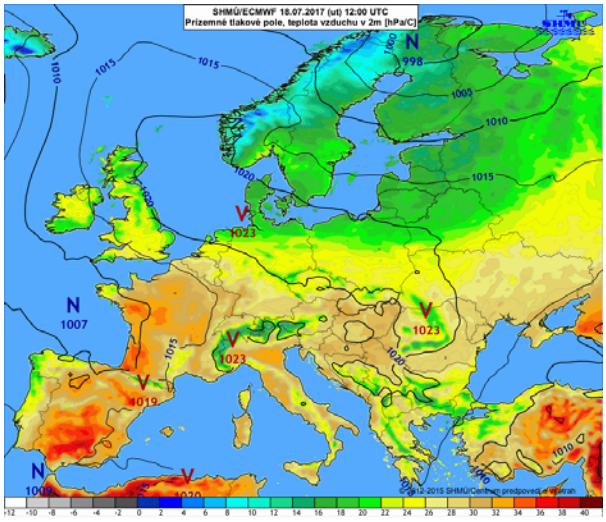
SHMÚ/ECMWF 18.07.2017 (utorok) 12:00 UTC
Prízemné tlakové pole, teplota vzduchu v 2m [hPa/C]
© 2012-2015 SHMÚ/Centrum predpovedí a výstrah

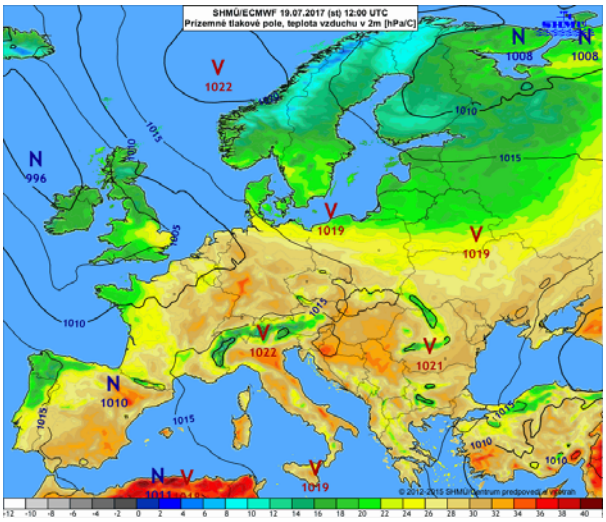
SHMÚ/ECMWF 19.07.2017 (st) 12:00 UTC
Prízemné tlakové pole, teplota vzduchu v 2m [hPa/C]
© 2012-2015 SHMÚ/Centrum predpovedí a výstrah

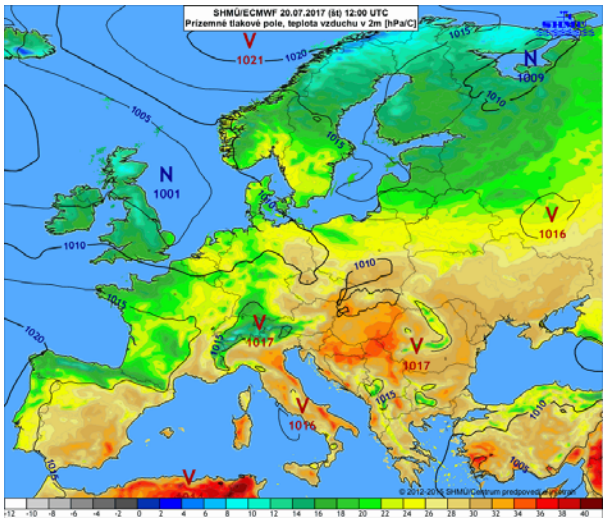
SHMÚ/ECMWF 20.07.2017 (štv) 12:00 UTC
Prízemné tlakové pole, teplota vzduchu v 2m [hPa/C]
© 2012-2015 SHMÚ/Centrum predpovedí a výstrah

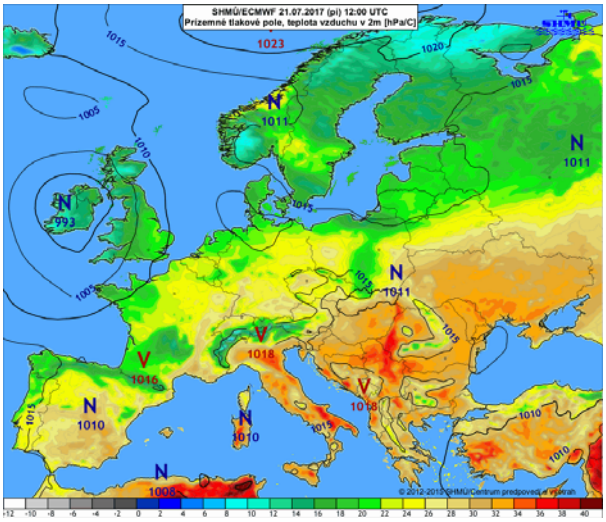
SHMÚ/ECMWF 21.07.2017 (pi) 12:00 UTC
Prízemné tlakové pole, teplota vzduchu v 2m [hPa/C]
© 2012-2015 SHMÚ/Centrum predpovedí a výstrah

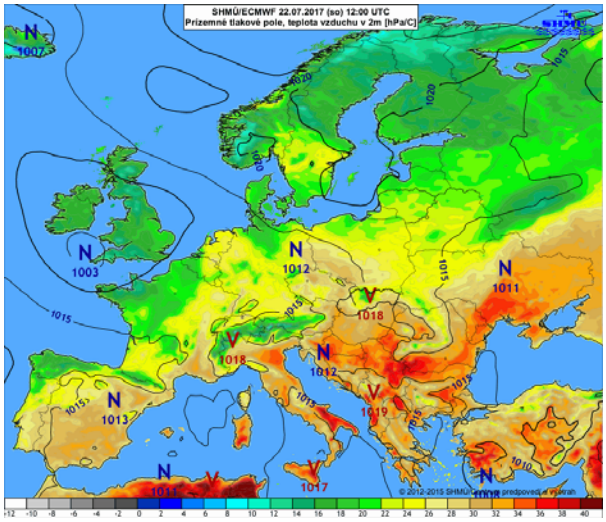
SHMÚ/ECMWF 22.07.2017 (so) 12:00 UTC
Prízemné tlakové pole, teplota vzduchu v 2m [hPa/C]
© 2012-2015 SHMÚ/Centrum predpovedí a výstrah

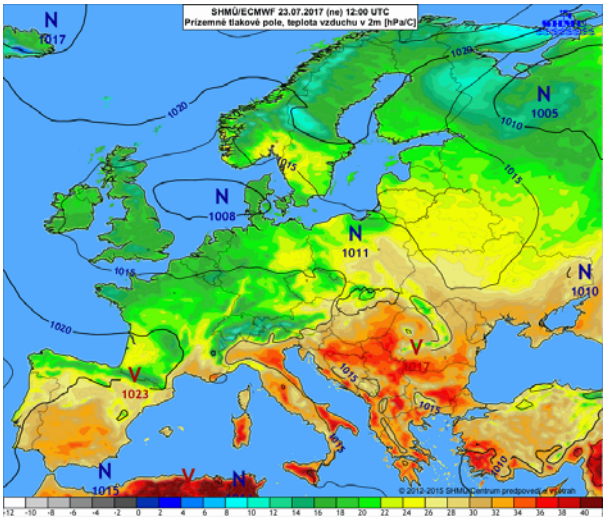
SHMÚ/ECMWF 23.07.2017 (ne) 12:00 UTC
Prízemné tlakové pole, teplota vzduchu v 2m [hPa/C]
© 2012-2015 SHMÚ/Centrum predpovedí a výstrah

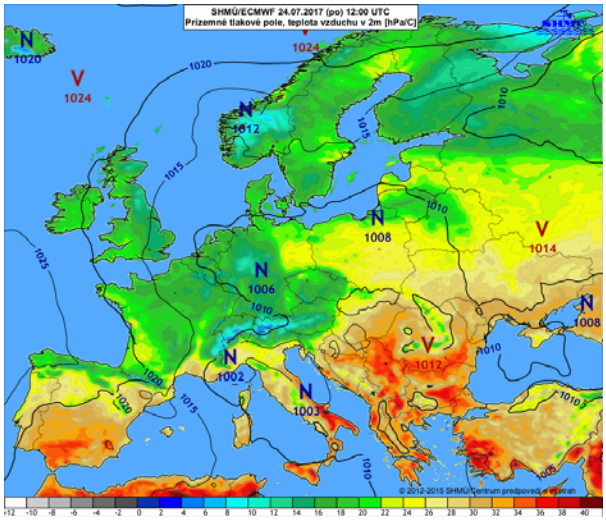
SHMÚ/ECMWF 24.07.2017 (po) 12:00 UTC
Prízemné tlakové pole, teplota vzduchu v 2m [hPa/C]
© 2012-2015 SHMÚ/Centrum predpovedí a výstrah

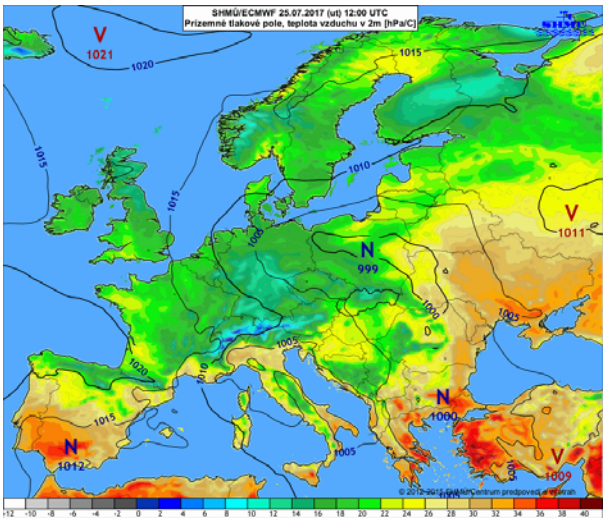
SHMÚ/ECMWF 25.07.2017 (ut) 12:00 UTC
Prízemné tlakové pole, teplota vzduchu v 2m [hPa/C]
© 2012-2015 SHMÚ/Centrum predpovedí a výstrah

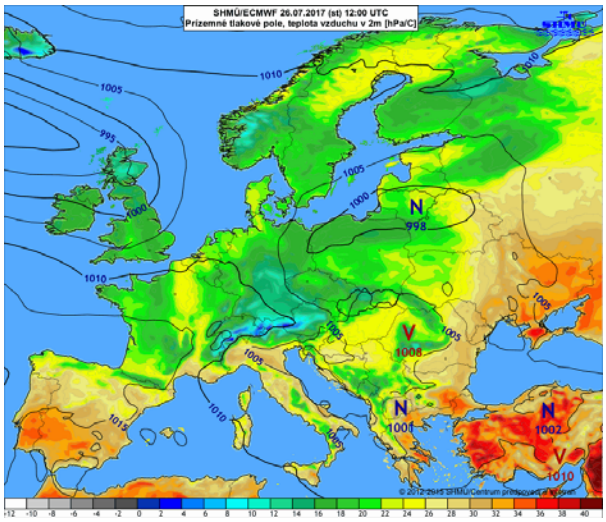
SHMÚ/ECMWF 26.07.2017 (st) 12:00 UTC
Prízemné tlakové pole, teplota vzduchu v 2m [hPa/C]
© 2012-2015 SHMÚ/Centrum predpovedí a výstrah

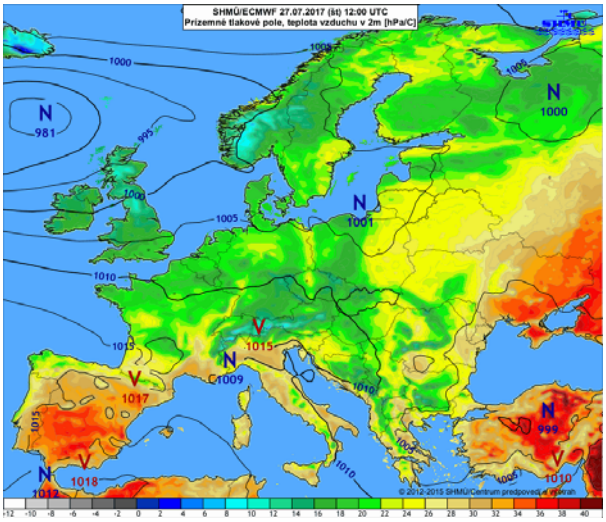
SHMÚ/ECMWF 27.07.2017 (štv) 12:00 UTC
Prízemné tlakové pole, teplota vzduchu v 2m [hPa/C]
© 2012-2015 SHMÚ/Centrum predpovedí a výstrah

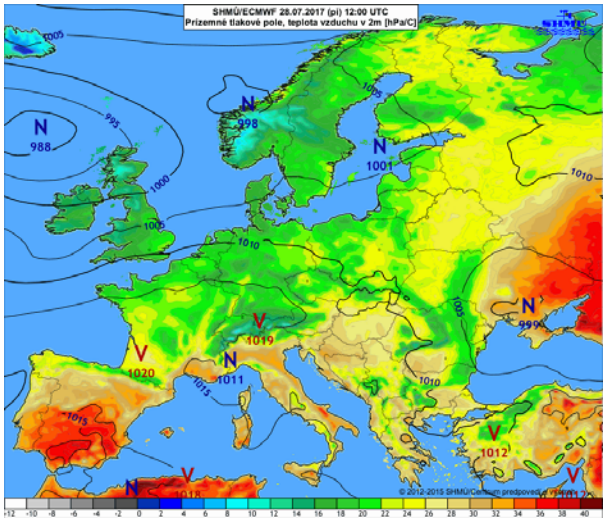
SHMÚ/ECMWF 28.07.2017 (pi) 12:00 UTC
Prízemné tlakové pole, teplota vzduchu v 2m [hPa/C]
© 2012-2015 SHMÚ/Centrum predpovedí a výstrah

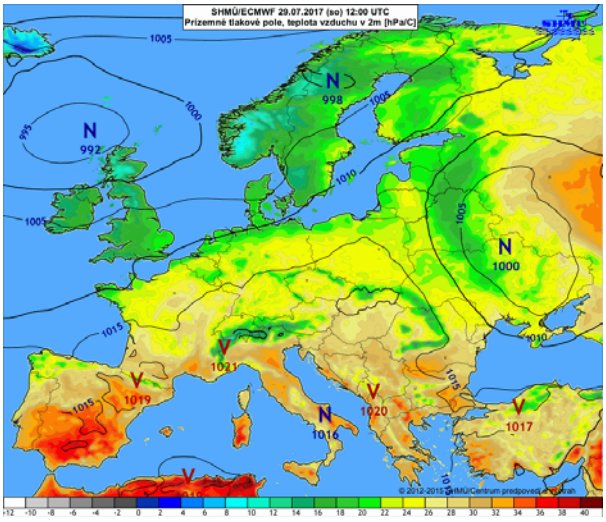
SHMÚ/ECMWF 29.07.2017 (so) 12:00 UTC
Prízemné tlakové pole, teplota vzduchu v 2m [hPa/C]
© 2012-2015 SHMÚ/Centrum predpovedí a výstrah

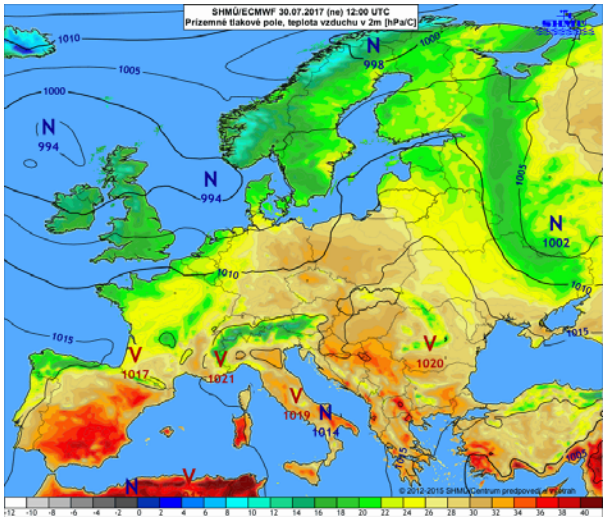
SHMÚ/ECMWF 30.07.2017 (ne) 12:00 UTC
Prízemné tlakové pole, teplota vzduchu v 2m [hPa/C]
© 2012-2015 SHMÚ/Centrum predpovedí a výstrah

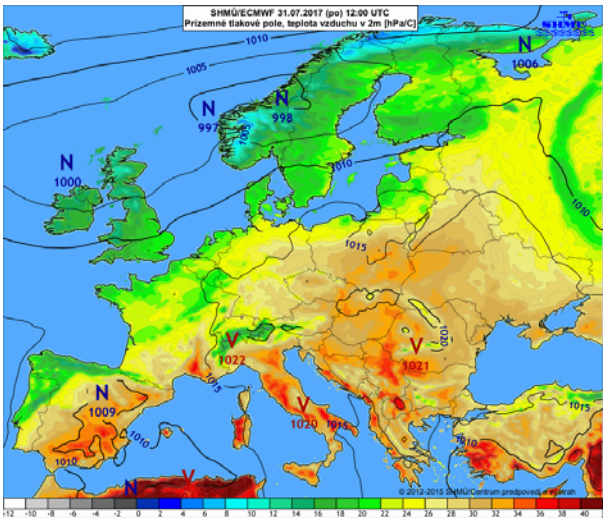
SHMÚ/ECMWF 31.07.2017 (po) 12:00 UTC
Prízemné tlakové pole, teplota vzduchu v 2m [hPa/C]
SHMÚ
N
1006
N
998
N
997
N
1000
N
1009
V
1022
V
1021
V
1020
V
1010
1005
1010
1015
1020
1015
1010
1010
1015
1010
1010
© 2012-2015 SHMÚ/Centrum predpovedí a výstrah
-12 -10 -8 -6 -4 -2 0 2 4 6 8 10 12 14 16 18 20 22 24 26 28 30 32 34 36 38 40

Priemerná denná teplota vzduchu na vybraných staniciach SR za 7/2017
Daily means of air temperature at selected stations of Slovakia during 7/2017

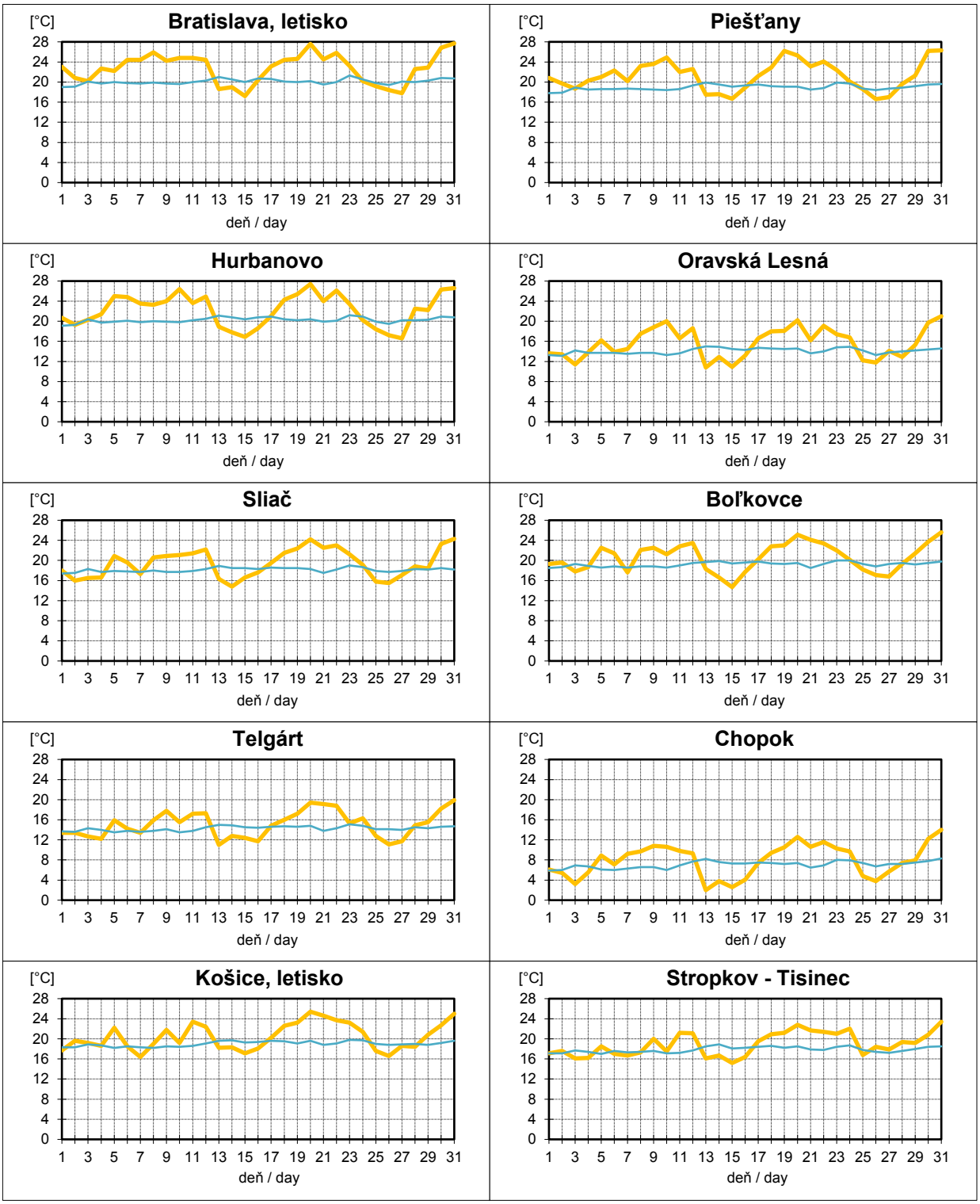

Legenda / Legend:

Čiary: **hrubá** - aktuálna hodnota mesiaca a dňa, **tenká** - denný priemer za 1961-1990

(July 2017 - **thick** line, normal 1961-1990 - **thin** line)

Odchýlky júlovej teploty vzduchu od normálu 1961-1990 v SR
Deviations of July temperature from normal 1961-1990 in Slovakia

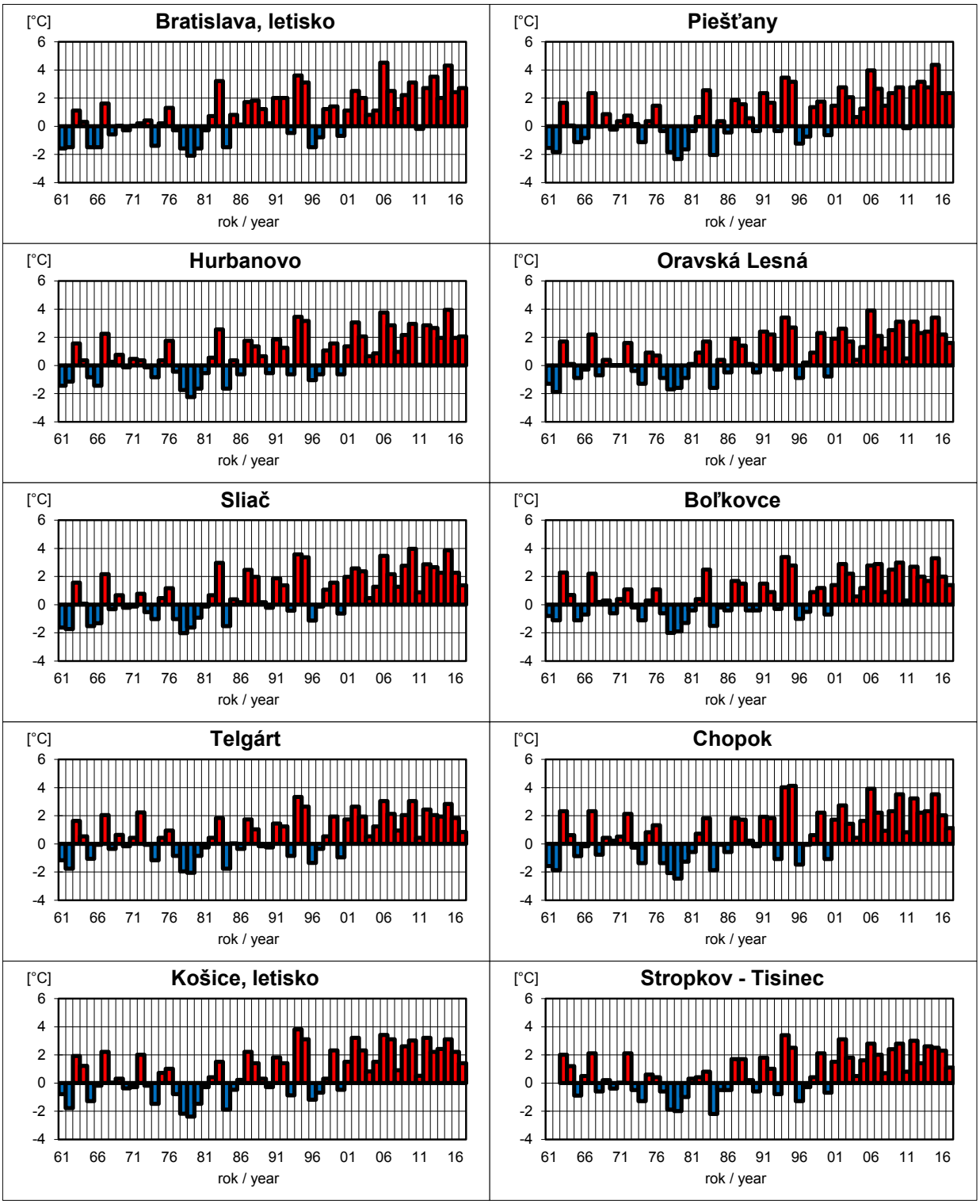

Poznámka / Note:

61 = rok/year 1961

01 = rok/year 2001

Denná relatívna vlhkosť vzduchu o 14. h na vybraných staniciach SR za 7/2017
Daily relative air humidity at 2 PM at selected stations of Slovakia during 7/2017

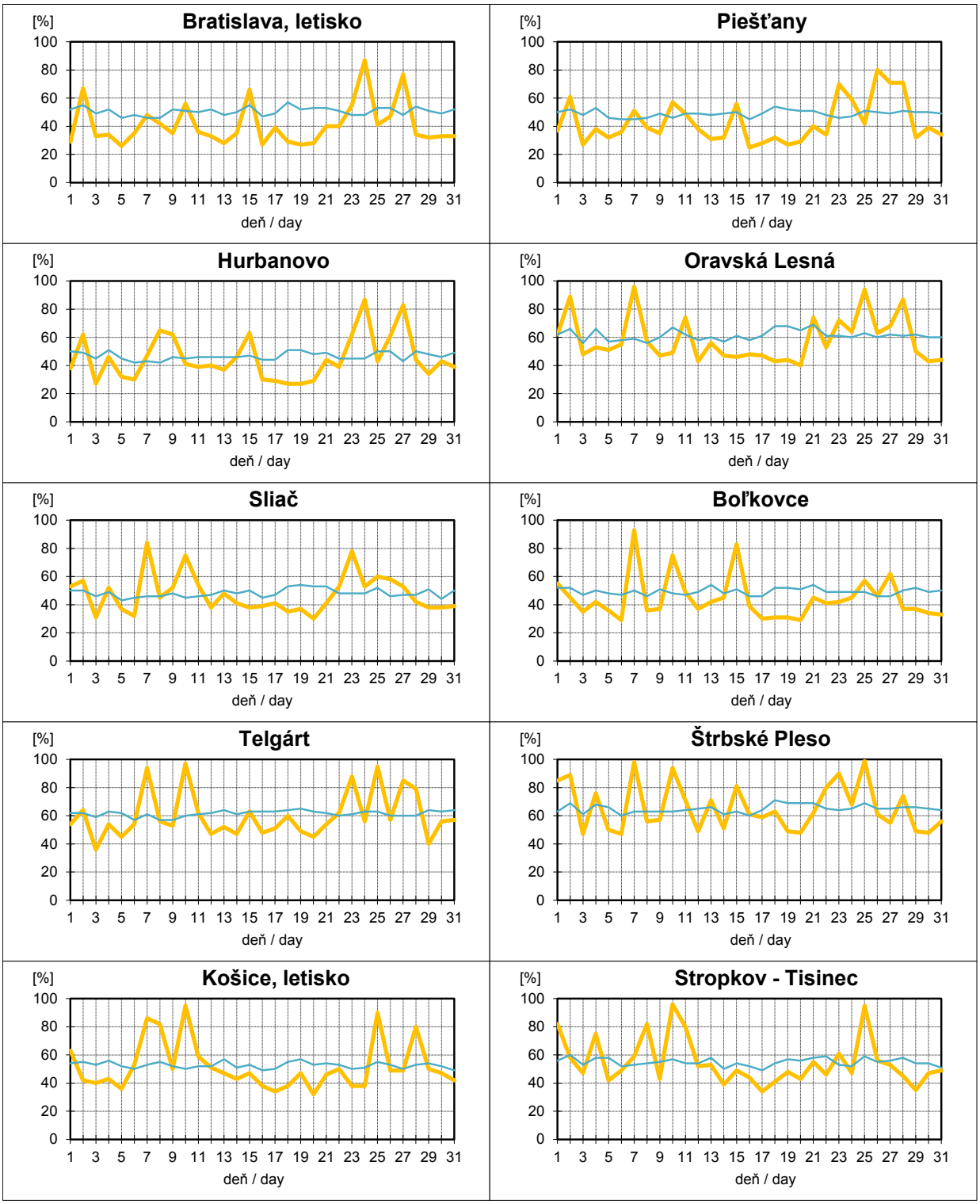

Legenda / Legend:

Čiary: **hrubá** - aktuálna hodnota mesiaca a dňa, **tenká** - denný priemer za 1961-1990

(July 2017 - **thick** line, normal 1961-1990 - **thin** line)

Absolútne odchýlky júlovej relatívnej vlhkosti vzduchu o 14. h od normálu 1961-1990 v SR
Absolute deviations of July relative air humidity at 2 PM from normal 1961-1990 in Slovakia

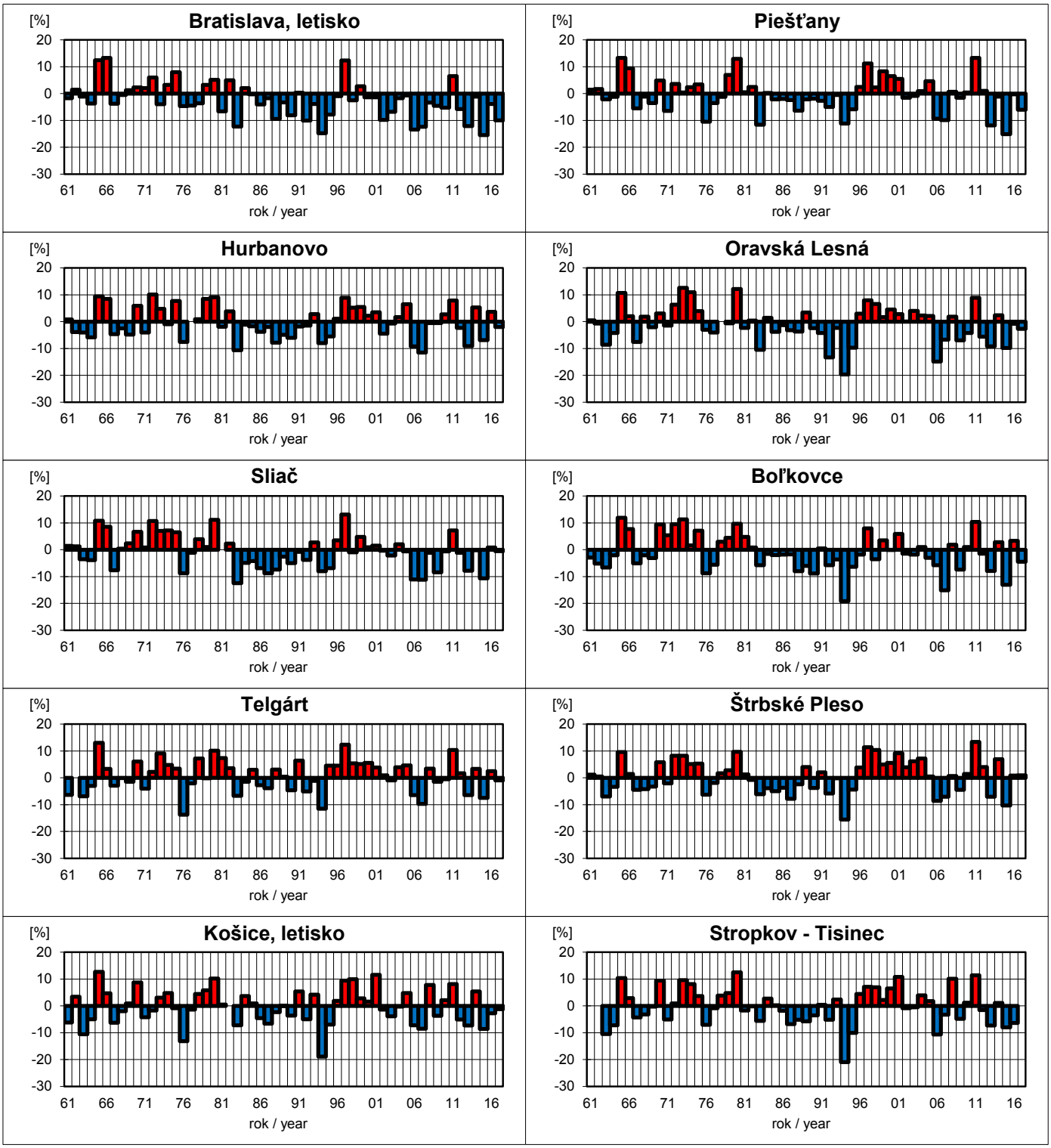

Poznámka / Note:

61 = rok/year 1961

01 = rok/year 2001

Denné úhrny atmosférických zrážok na vybraných staniciach SR za 7/2017
Daily precipitation totals at selected stations of Slovakia during 7/2017

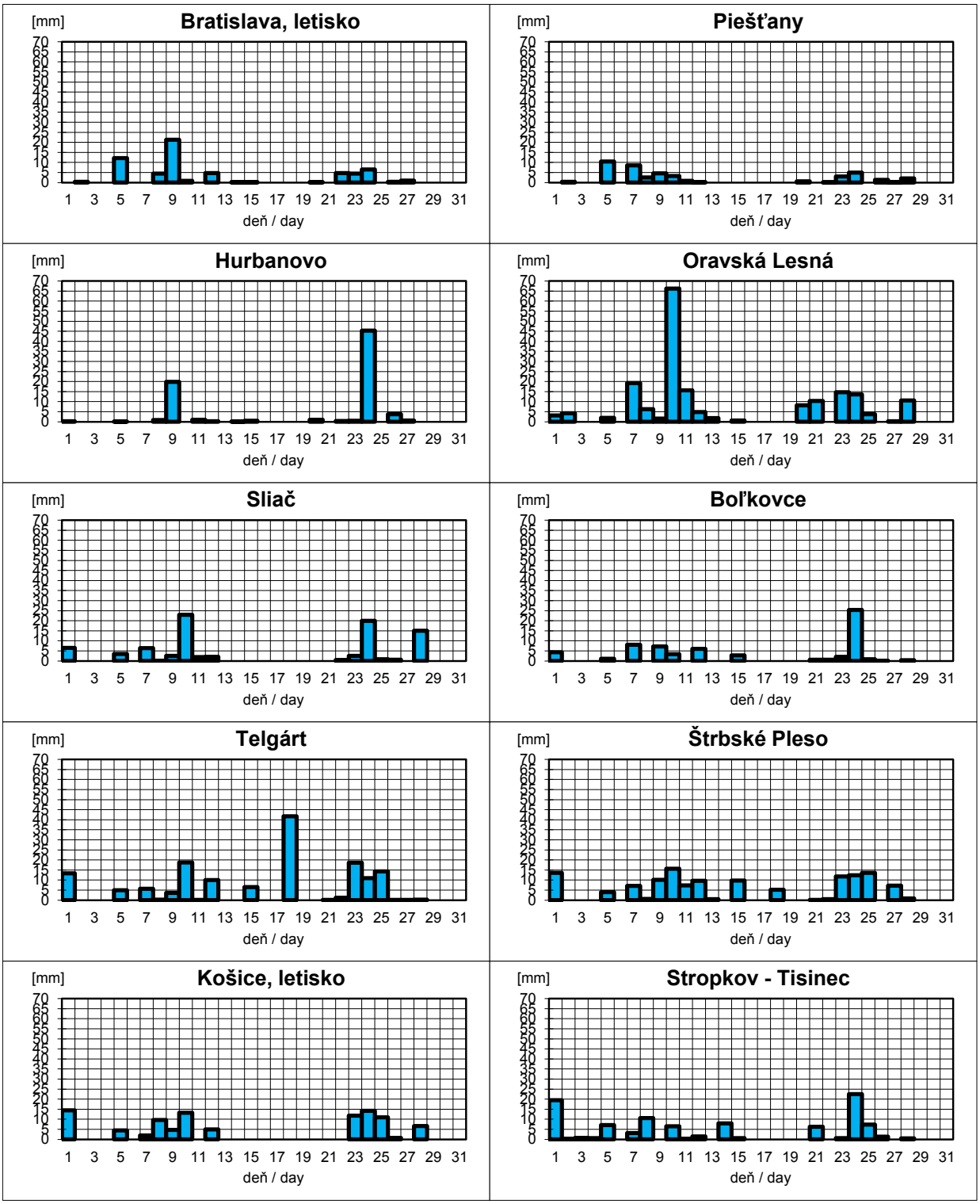

Odchýlky júlových atmosférických zrážok od normálu 1961-1990 v SR
Deviations of July precipitation from normal 1961-1990 in Slovakia

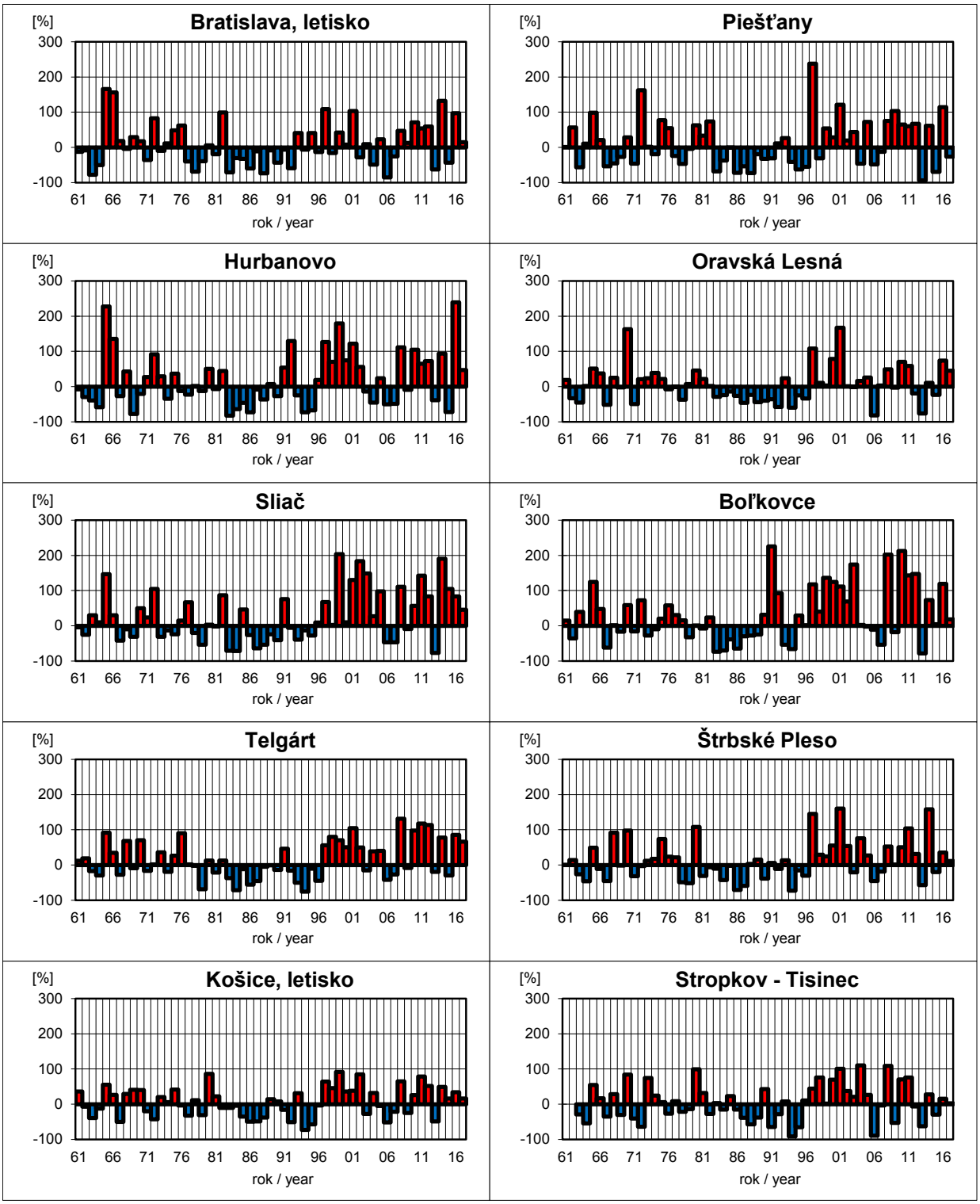

Poznámka / Note:

61 = rok/year 1961

01 = rok/year 2001

Trvanie skutočného a astronomického slnečného svitu na vybraných staniciach SR v 7/2017
Real and astronomical sunshine duration at selected stations of Slovakia during 7/2017

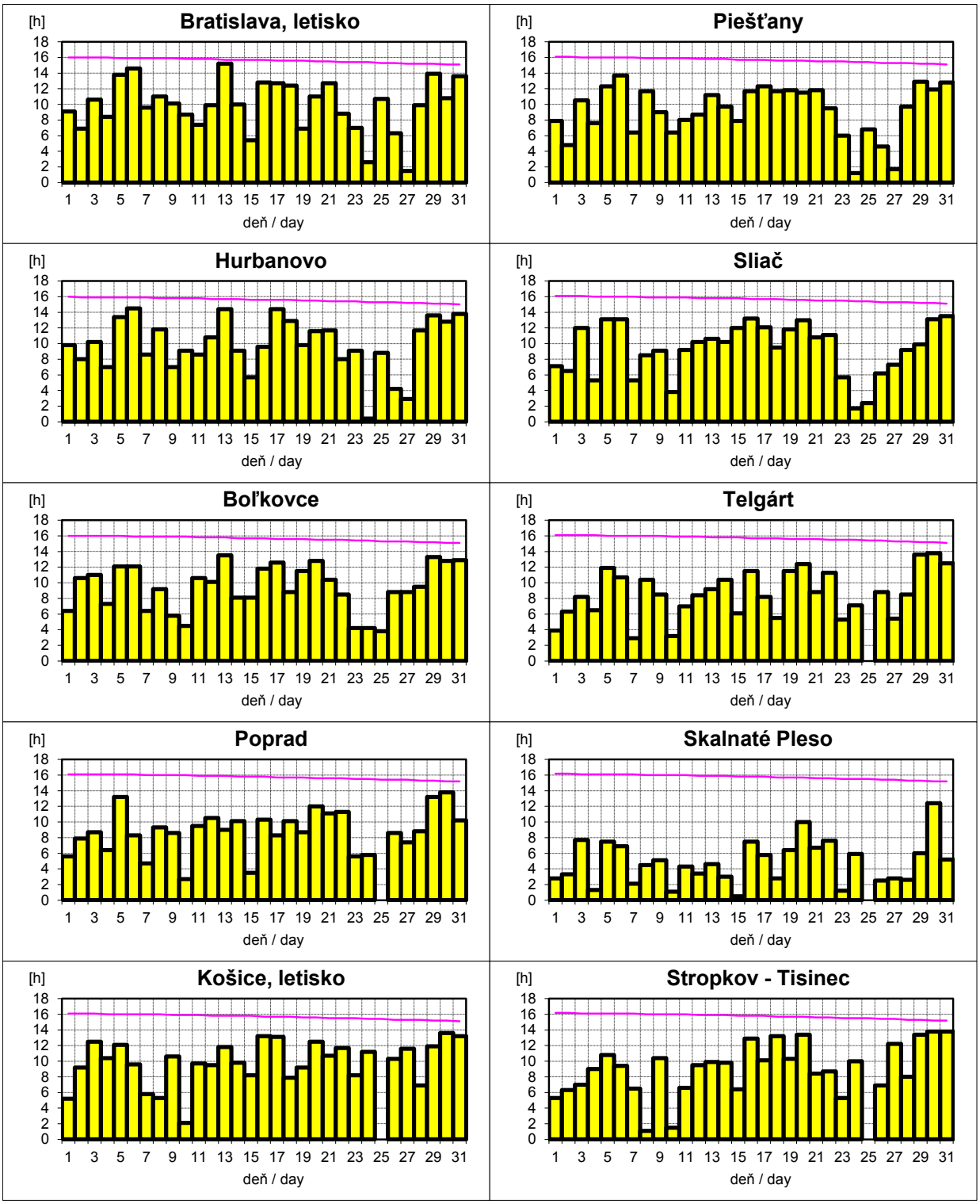

Legenda / Legend:

Čiara/Line: astronomické trvanie slnečného svitu/astronomical sunshine duration

Stĺpec/Column: skutočné trvanie slnečného svitu/real sunshine duration

Odchýlky júlového trvania slnečného svitu od normálu 1961-1990 v SR
Deviations of July sunshine duration from normal 1961-1990 in Slovakia

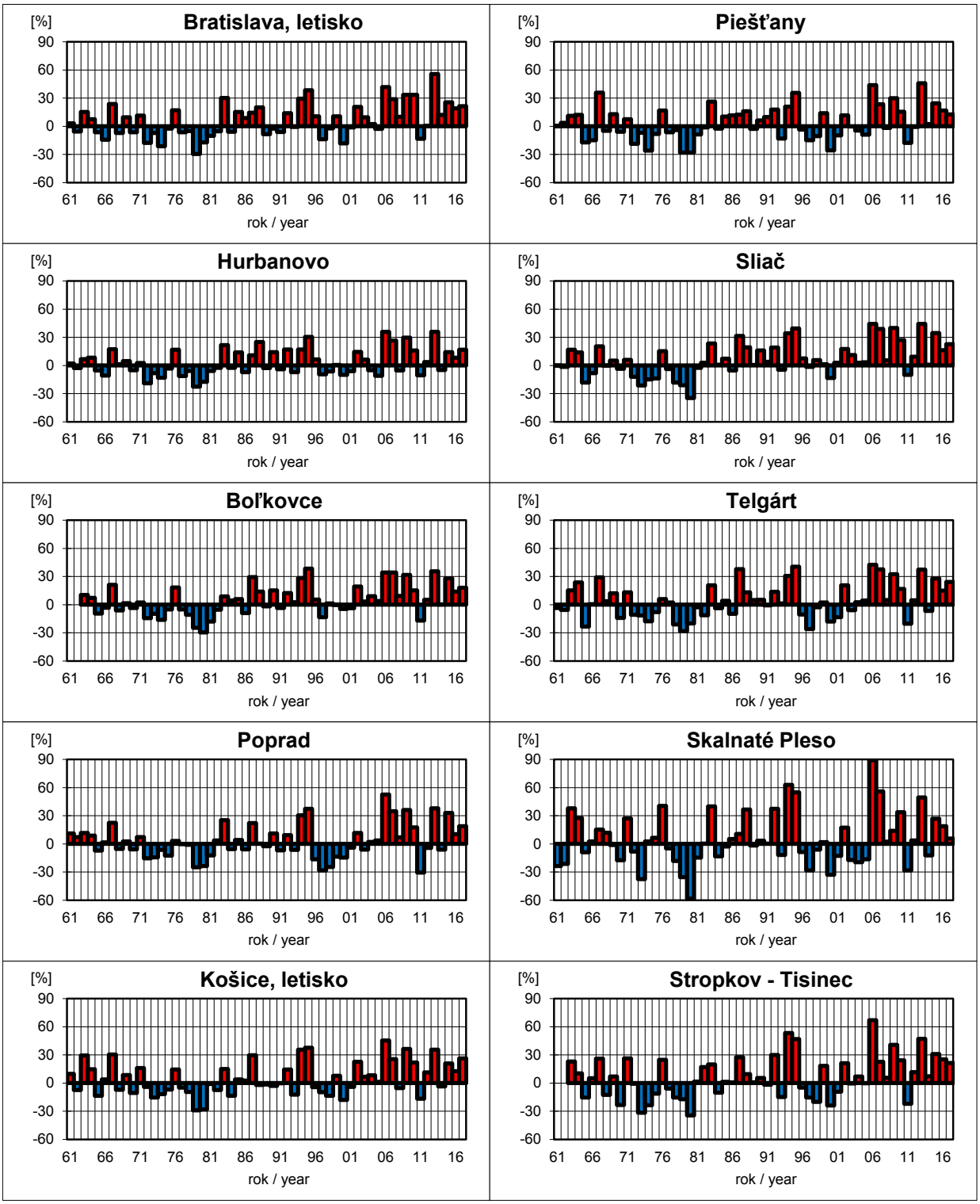

Poznámka / Note:

61 = rok/year 1961

01 = rok/year 2001

Tab. 1

Klimatologické zhodnotenie / Climatic review

Obdobie: júl 2017 / Period: July 2017

			Teplota vzduchu / Air temperature								Zrážky / Precipitation					Tepl. pôdy / Soil Temp.			Sln. svit / Sunshine	
Stanica	Okres	N.V.	Tm	D	Amax	Deň	Amin	Deň	Tminz	Deň	RR	RR%	RRmax	Deň	0.1	TPm	Max	Min	SS	SS%
Station	District	Alt	Tm	D	Amax	Day	Amin	Day	Tminz	Day	RR	RR%	RRmax	Day	0.1	STm	Max	Min	SS	SS%
Bratislava, Koliba	BA	286	22.1	2.5	35.1	20	12.5	16	6.9	4	41.7	70	11.3	9	13	23.8	28.8	18.4	299.7	116
Bratislava, letisko	BA	131	22.8	2.7	34.2	20	11.1	4	8.2	14	61.7	114	21.3	9	14	25.9	37.0	17.7	304.3	121
Piešťany	PN	163	21.3	2.4	33.7	20	7.8	14	3.3	14	43.3	74	10.5	5	15	-	-	-	283.7	113
Nitra	NR	135	22.1	-	33.9	20	7.9	4	4.5	4	69.8	-	32.0	24	9	-	-	-	289.9	-
Hurbanovo	KN	115	22.3	2.0	35.4	10	8.4	14	3.4	14	74.5	147	45.3	24	14	23.7	31.5	16.9	303.3	117
Dolný Hričov	ZA	309	18.9	-	33.2	31	6.5	14	3.0	14	64.5	-	28.4	10	15	21.6	28.9	15.8	247.4	-
Čadca	CA	456	17.3	1.1	32.1	31	3.9	14	3.5	14	140.8	125	38.4	21	19	-	-	-	-	-
Prievidza	PD	260	20.5	-	34.4	20	7.4	4	4.3	4	81.6	122	13.6	24	17	21.6	25.8	17.4	251.7	-
Oravská Lesná	NO	780	15.7	1.6	30.1	31	2.3	14	0.0	14	187.0	145	66.3	10	18	18.0	26.2	11.8	207.5	-
Dudince	KA	139	21.3	-	34.5	20	6.3	14	3.1	14	69.4	-	33.9	24	10	22.7	27.8	18.0	296.9	-
Sliač	ZV	313	19.5	1.3	33.1	31	6.7	14	5.5	4	85.7	146	23.0	10	14	-	-	-	286.5	123
Chopok	LM	2005	7.9	1.2	16.9	31	-0.4	14	-	-	124.4	109	19.2	1	20	-	-	-	164.9	123
Liesek	TS	692	16.2	-	29.4	31	5.0	4	1.1	14	76.1	-	11.1	10	21	19.0	22.3	15.4	238.5	-
Boľkovce	LC	214	20.6	1.4	34.4	20	6.4	14	3.8	14	63.0	118	25.4	24	14	22.7	28.3	17.3	290.5	118
Telgárt	BR	901	15.1	0.8	25.9	31	3.5	14	0.9	14	150.8	166	41.7	18	18	18.4	12.3	26.2	257.8	124
Lomnický štít	PP	2635	4.8	1.4	14.5	20	-4.8	13	-	-	171.3	131	19.3	25	25	-	-	-	153.3	100
Štrbské Pleso	PP	1322	13.5	-	26.1	31	2.2	14	-0.8	14	130.0	111	15.6	10	18	-	-	-	-	-
Poprad	PP	694	16.8	1.3	29.5	30	3.5	4	-0.9	4	70.0	103	14.2	1	16	-	-	-	263.2	119
Spišské Vlachy	SN	380	17.7	-	32.5	31	5.0	4	3.4	4	87.7	114	19.0	24	17	21.1	28.5	15.5	-	-
Košice, letisko	KE	230	20.4	1.5	31.9	20	8.9	14	5.4	17	97.7	116	14.4	1	12	21.6	28.3	16.3	297.0	126
Stropkov - Tisinec	SP	216	18.9	1.1	31.5	31	7.3	4	4.6	4	97.3	102	22.5	24	18	22.3	28.2	17.0	269.9	121
Medzilaborce	ML	305	17.5	0.7	30.8	31	6.8	4	4.5	4	116.6	105	36.8	1	12	20.4	28.0	14.0	-	-
Milhostov	TV	105	20.4	1.0	32.6	31	9.2	4	5.6	4	75.1	101	25.4	24	13	22.1	28.2	17.1	299.7	129
Kamenica n/Cirochou	HE	176	19.4	1.1	31.7	31	7.2	4	4.2	4	129.3	138	53.7	21	13	-	-	-	283.3	123

Legenda:

N.V. - nadmorská výška [m n.m.]
Tm - mesačná teplota [°C]
D - odchýlka od normálu 1961-1990 [°C]
Amax - absolútne max. teploty [°C]
Deň - deň v mesiaci
Amin - absolútne min. teploty [°C]
Tminz - prízemná min. teplota [°C]

RR - mesačný úhrn zrážok [mm]
RR% - percento normálu 1961-1990
RRmax - max. denný úhrn zrážok [mm]
0.1 - počet dní 0.1 mm a viac
TPm - mesačná teplota pôdy 5 cm [°C]
Max - absolútne max. teploty pôdy [°C]
Min - absolútne min. teploty pôdy [°C]
SS - trvanie slnečného svitu [h]
SS% - percento normálu 1961-1990

Legend:

Alt - altitude [m a.s.l.]
Tm - mean air temperature [°C]
D - deviation from normal 1961-1990 [°C]
Amax - maximum of air temperature [°C]
Day - day of occurrence
Amin - minimum of air temperature [°C]
Tminz - grass temperature [°C]

RR - monthly precipitation total [mm]
RR% - percentage of normal 1961-1990
RRmax - maximum of daily precipitation [m
0.1 - number of precipitation days >=0.1 m
STm - mean soil temperature 5 cm [°C]
Max - maximum of soil temperature [°C]
Min - minimum of soil temperature [°C]
SS - monthly sunshine duration [h]
SS% - percentage of normal 1961-1990

Tab. 2

Prehľad klimatologických charakteristík / Climatic review

Obdobie: júl 2017 / Period: July 2017

Stanica Station	Priemerná hodnota Mean value		Počet dní / Calculus of days										
													Búrka
	$(1/n)\Sigma(T_{max})$	$(1/n)\Sigma(T_{min})$	$T_{max}\geq25°C$	$T_{max}\geq30°C$	$T_{mean}\geq0°C$	$T_{mean}\geq5°C$	$T_{mean}\geq10°C$	$T_{mean}\leq13°C$	N<20%	N>80%	P≥0.1mm	P≥5mm	Storm
Bratislava, letisko	28.7	16.8	23	14	31	31	31	0	1	2	14	3	10
Piešťany	28.0	14.2	23	11	31	31	31	0	0	2	15	3	7
Hurbanovo	29.0	15.5	23	14	31	31	31	0	8	1	14	2	6
Oravská Lesná	22.1	9.1	8	1	31	31	31	7	2	6	18	9	9
Sliač	26.5	12.9	19	5	31	31	31	0	1	3	14	5	10
Boľkovce	28.1	13.5	24	8	31	31	31	0	0	1	14	4	9
Telgárt	21.0	9.4	2	0	31	31	31	9	2	3	18	9	10
Chopok	11.0	5.2	0	0	31	24	9	30	0	11	20	8	7
Košice, letisko	26.4	14.1	18	4	31	31	31	0	3	3	12	8	7
Stropkov - Tisinec	25.8	12.9	17	3	31	31	31	0	4	2	18	8	8
Štrbské Pleso	18.7	8.8	1	0	31	31	27	15	1	2	18	12	9
Poprad	23.6	10.5	13	0	31	31	31	2	1	2	16	5	13

Legenda:

(1/n)∑(Tmax) - priemer denných maximálnych teplôt vzduchu [°C]

(1/n)∑(Tmin) - priemer denných minimálnych teplôt vzduchu [°C]

Tmax≥25°C - letný deň

Tmax≥30°C - tropický deň

$T_{mean}\leq13°C$ - vykurovací deň

N<20% - priemerné pokrytie oblohy oblakmi [N] menej ako 20% - jasné dni

N>80% - priemerné pokrytie oblohy oblakmi [N] viac ako 80% - zamračené dni

P ≥ 0.1mm - denný úhrn atmosférických zrážok ≥ 0.1 mm

P ≥ 5mm - denný úhrn atmosférických zrážok ≥ 5 mm

x - nekompletné pozorovanie

Legend:

(1/n)∑(Tmax) - mean daily maximum air temperature

(1/n)∑(Tmin) - mean daily minimum air temperature

Tmax≥25°C - summer day

Tmax≥30°C - tropical day

$T_{mean}\leq13°C$ - heating day

N<20% - daily mean cloudiness less than 20%

N>80% - daily mean cloudiness more than 80%

P ≥ 0.1mm - daily precipitation total ≥ 0.1 mm

P ≥ 5mm - daily precipitation total ≥ 5 mm

x - not complete

Absolútne mesačné (júl 2017) minimum teploty vzduchu [°C] na Slovensku
Absolute Monthly (July 2017) Minimum Air Temperature [°C] In Slovakia

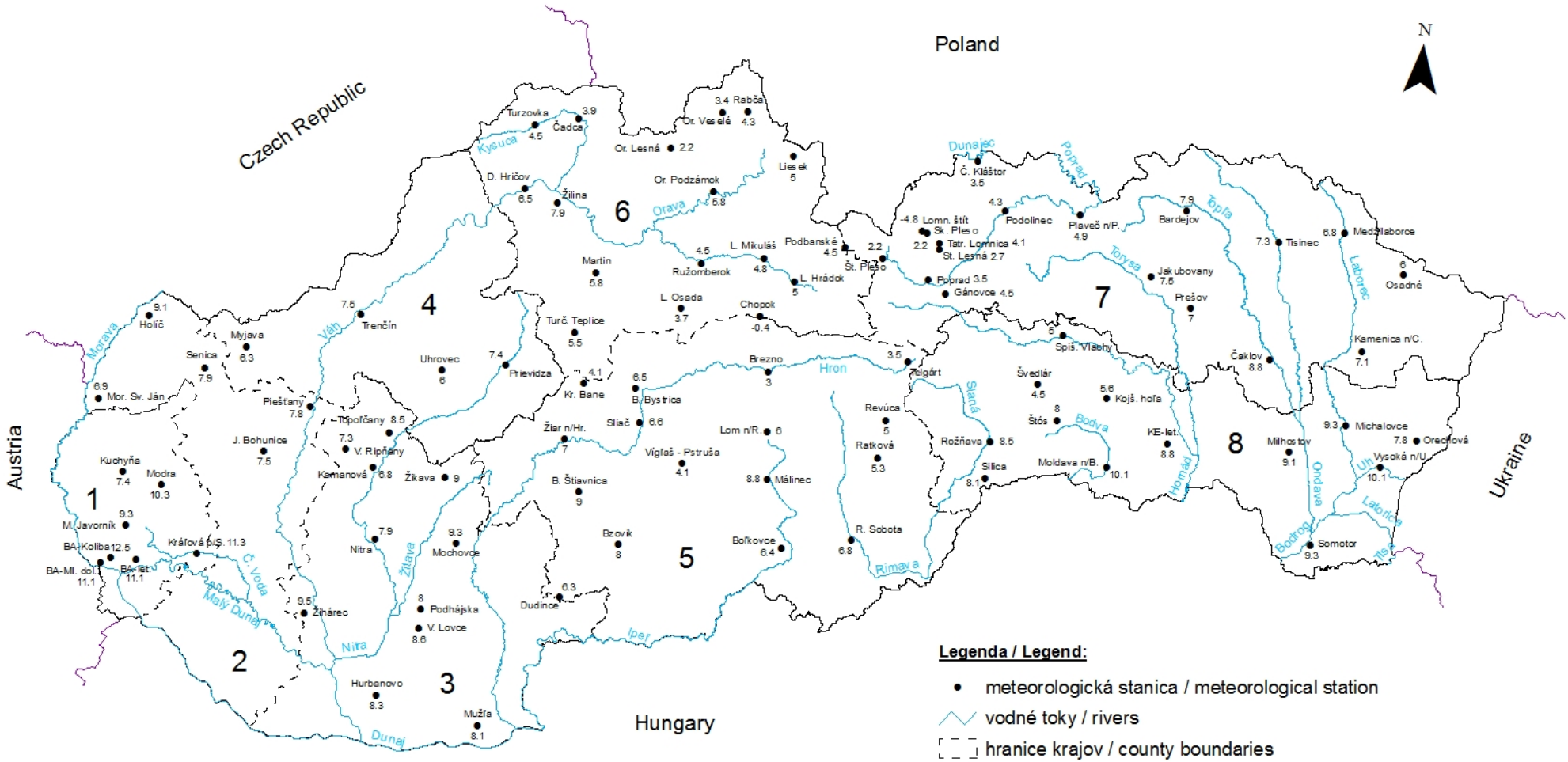

Legenda / Legend:

- • meteorologická stanica / meteorological station
- vodné toky / rivers
- hranice krajov / county boundaries
- 6.0 teplota vzduchu [°C] / air temperature

kraj / county:
1 – Bratislava
2 – Trnava
3 – Nitra
4 – Trenčín
5 – B. Bystrica
6 – Žilina
7 – Prešov
8 – Košice

1:1 750 000

0 12.5 25 50 75 100 Km

Absolútne mesačné (júl 2017) maximum teploty vzduchu [°C] na Slovensku
Absolute Monthly (July 2017) Maximum Air Temperature [°C] In Slovakia

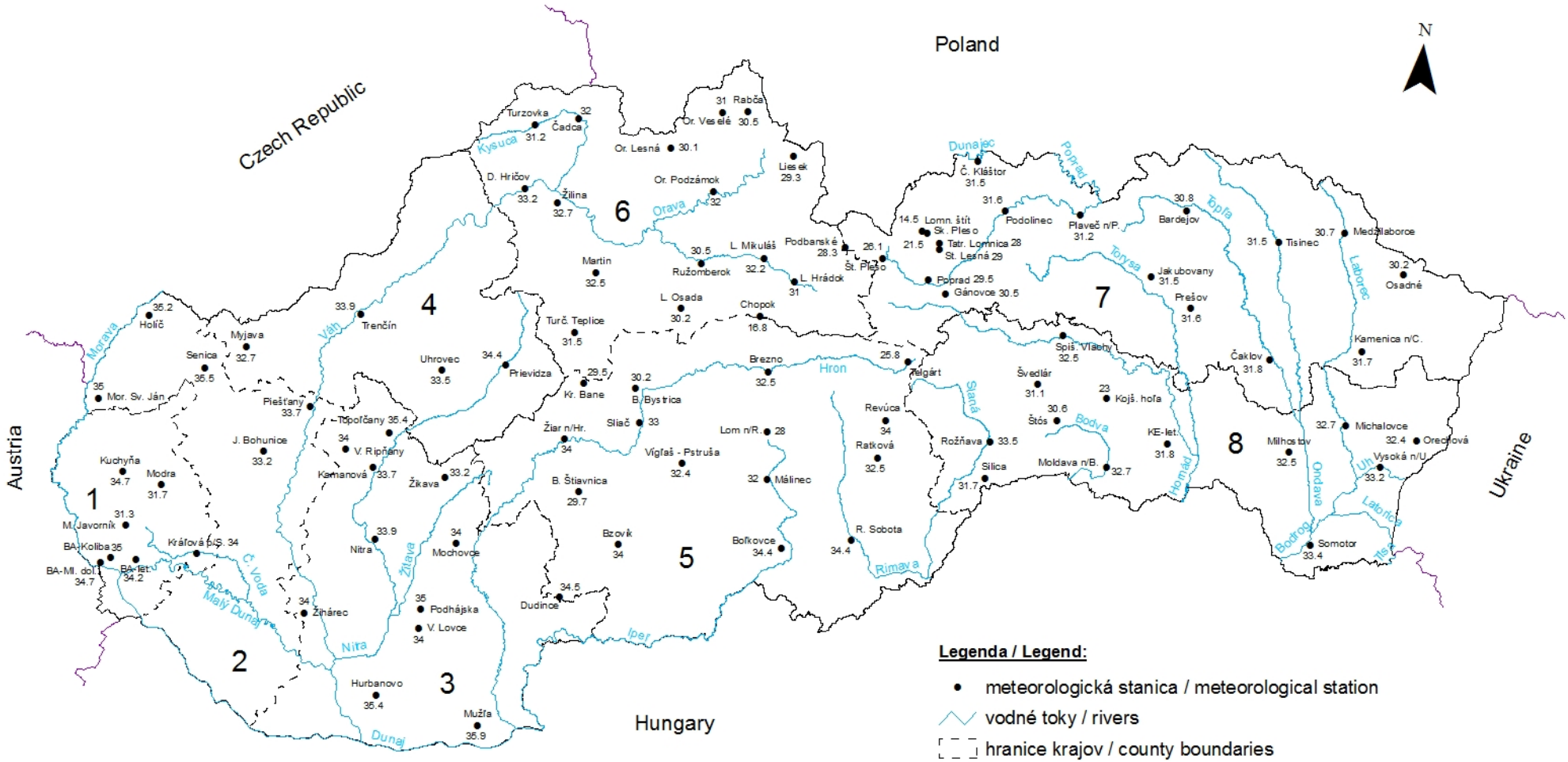

Legenda / Legend:

- • meteorologická stanica / meteorological station
- vodné toky / rivers
- hranice krajov / county boundaries
- 32.4 teplota vzduchu [°C] / air temperature

kraj / county:
1 – Bratislava
2 – Trnava
3 – Nitra
4 – Trenčín
5 – B. Bystrica
6 – Žilina
7 – Prešov
8 – Košice

1:1 750 000

0 12.5 25 50 75 100 Km

Tab. 3

Rádiosondážne výškové merania zo stanice Poprad-Gánovce
Upper Air Data from Poprad-Gánovce

Júl / July 2017, 12 UTC

Deň / Day

HL / LV	1	2	3	4	5	6	7	8	9	10	11	12	13	14	15	16	17	18	19	20	21	22	23	24	25	26	27	28	29	30	31	Avg	Norm
TV / AT																																	
30	-51	-50	-49	-50	-49	-50	-51	-50	-50	-51	-50	-49	-49	-49	-49	-50	-51	-51	-52	-50	-50	-50	-48	-50	-50	-50	-49	-49	-50	-49	-51	-50	-49
100	-52	-55	-54	-52	-55	-51	-56	-57	-55	-58	-58	-56	-55	-54	-50	-51	-53	-55	-56	-55	-55	-53	-51	-52	-53	-53	-53	-53	-57	-56	-60	-54	-53
200	-44	-47	-49	-55	-56	-50	-57	-58	-53	-52	-50	-49	-46	-54	-44	-47	-58	-56	-55	-60	-60	-57	-62	-54	-48	-44	-44	-51	-51	-52	-58	-52	-51
300	-38	-42	-43	-42	-42	-44	-41	-38	-38	-37	-40	-39	-42	-41	-49	-46	-39	-40	-40	-39	-38	-39	-38	-39	-38	-43	-44	-37	-39	-39	-37	-40	-41
400	-29	-26	-26	-26	-27	-27	-24	-22	-24	-21	-23	-24	-27	-28	-34	-30	-23	-25	-24	-22	-22	-22	-22	-23	-23	-30	-28	-26	-22	-23	-20	-25	-25
500	-17	-15	-14	-13	-16	-14	-13	-14	-12	-11	-10	-10	-14	-15	-21	-20	-14	-14	-14	-11	-10	-12	-11	-11	-12	-17	-14	-14	-11	-12	-10	-13	-14
700	-1	0	2	-2	1	-1	3	2	2	5	5	2	0	0	-4	-4	2	1	3	4	6	4	5	4	3	0	-1	1	4	9	6	2	1
850	10	11	10	10	13	10	11	15	14	14	17	14	8	9	8	8	12	14	16	18	17	15	16	15	10	9	12	13	13	17	19	13	12
Pov / Sur	13	17	18	17	22	17	15	24	23	16	22	23	16	18	15	15	23	23	25	27	26	24	20	22	14	16	18	20	22	26	29	20	20
SV / WD																																	
30	7	10	12	12	10	4	4	9	12	10	10	5	7	10	12	12	11	17	14	12	11	11	14	8	8	7	14	8	12	13	17		
100	22	26	25	24	27	27	29	29	31	24	22	26	27	28	26	35	20	25	28	28	25	24	24	26	19	15	16	20	27	22	25		
200	24	26	25	30	27	31	29	30	30	29	23	28	29	24	29	36	31	29	27	31	20	26	24	25	15	18	33	30	30	26	32		
300	25	32	28	31	28	31	28	29	31	23	23	28	29	25	31	1	32	30	28	29	21	26	25	24	17	18	0	31	32	29	30		
400	22	32	29	30	30	31	27	29	30	23	23	25	30	26	29	3	31	30	27	27	22	27	19	23	16	19	12	30	32	27	27		
500	25	32	29	30	29	30	27	30	30	25	23	27	29	24	30	3	30	29	28	28	24	29	24	20	17	19	14	30	33	24	30		
700	32	32	31	30	29	31	29	30	31	26	25	22	33	27	30	1	36	29	23	25	23	28	27	19	19	25	20	30	33	21	30		
850	32	30	31	28	28	29	26	29	16	21	27	23	32	16	3	1	29	11	20	22	23	16	30	16	32	25	22	10	28	21	25		
Pov / Sur	23	29	6	30	28	6	14	30	11	16	29	16	30	14	36	4	15	7	22	18	27	18	15	14	29	28	13	30	4	15	23		
RV / WS																																	
30	5	7	10	7	3	4	10	5	3	6	6	3	7	6	10	10	10	4	7	8	7	7	7	6	9	3	2	3	9	5	7	6	8
100	10	7	9	16	18	13	17	23	13	11	18	10	10	15	4	7	7	13	12	9	9	3	14	9	7	9	4	8	5	6	11	11	8
200	46	11	21	24	33	28	32	37	31	23	24	28	29	27	14	16	17	21	17	10	17	18	18	16	24	13	8	29	22	10	20	22	18
300	43	9	19	33	25	43	26	26	32	18	23	22	31	34	7	18	17	17	14	8	23	13	11	17	24	22	0	44	22	6	6	21	19
400	12	5	16	25	24	30	19	26	25	16	23	15	28	18	4	11	14	12	10	8	9	8	5	14	21	12	2	22	22	8	6	15	15
500	22	10	15	24	21	27	20	16	20	14	20	12	21	12	6	6	8	7	5	7	12	7	13	12	17	11	4	13	19	9	4	13	12
700	11	3	11	10	13	11	13	12	13	20	16	2	13	3	3	2	6	4	6	8	13	9	10	10	8	6	3	5	16	2	3	9	8
850	4	6	4	11	7	2	10	5	3	13	10	4	5	4	2	8	3	3	4	5	8	6	5	3	2	7	2	2	2	6	5	5	5
Pov / Sur	2	7	6	8	5	5	3	4	2	4	5	2	10	5	5	6	4	3	5	5	5	5	2	3	4	5	3	2	2	6	3	4	5
CAO / TAO																																	
DP / DA	364	335	322	320	312	325	320	308	303	304	311	311	325	314	358	356	320	314	313	316	322	318	310	311	328	333	336	336	300	301	297	321	340
Odch / Dev	5	-4	-7	-8	-10	-6	-7	-10	-12	-11	-9	-9	-5	-8	5	5	-6	-7	-7	-6	-4	-5	-8	-7	-2	0	1	1	-10	-9	-11	-6	

Legenda/Legend:

HL / LV - Hladina / Level [hPa]
TV / AT - Teplota vzduchu / Air Temperature [°C]
SV / WD - Smer vetra / Wind Direction [deg/10]
RV / WS - Rýchlosť vetra / Wind Speed [m/s]
DP / DA - Denný priemer / Daily Average
Odch / Dev - Odchýlka od normálu / Deviation from Normal [%]
CAO / TAO - Celkový atmosférický ozón [D.J.] / Total Atmospheric Ozone [D.U.]
Pov / Sur - Povrch / Surface

Teplota vzduchu a rýchlosť vetra v izobarických hladinách v oblasti Nízkych a Vysokých Tatier
a celkový atmosférický ozón v 12 UTC, Júl 2017
Upper Air Data (Air Temperature, Wind Speed, Total Atm. Ozone), July 2017, 12 UTC

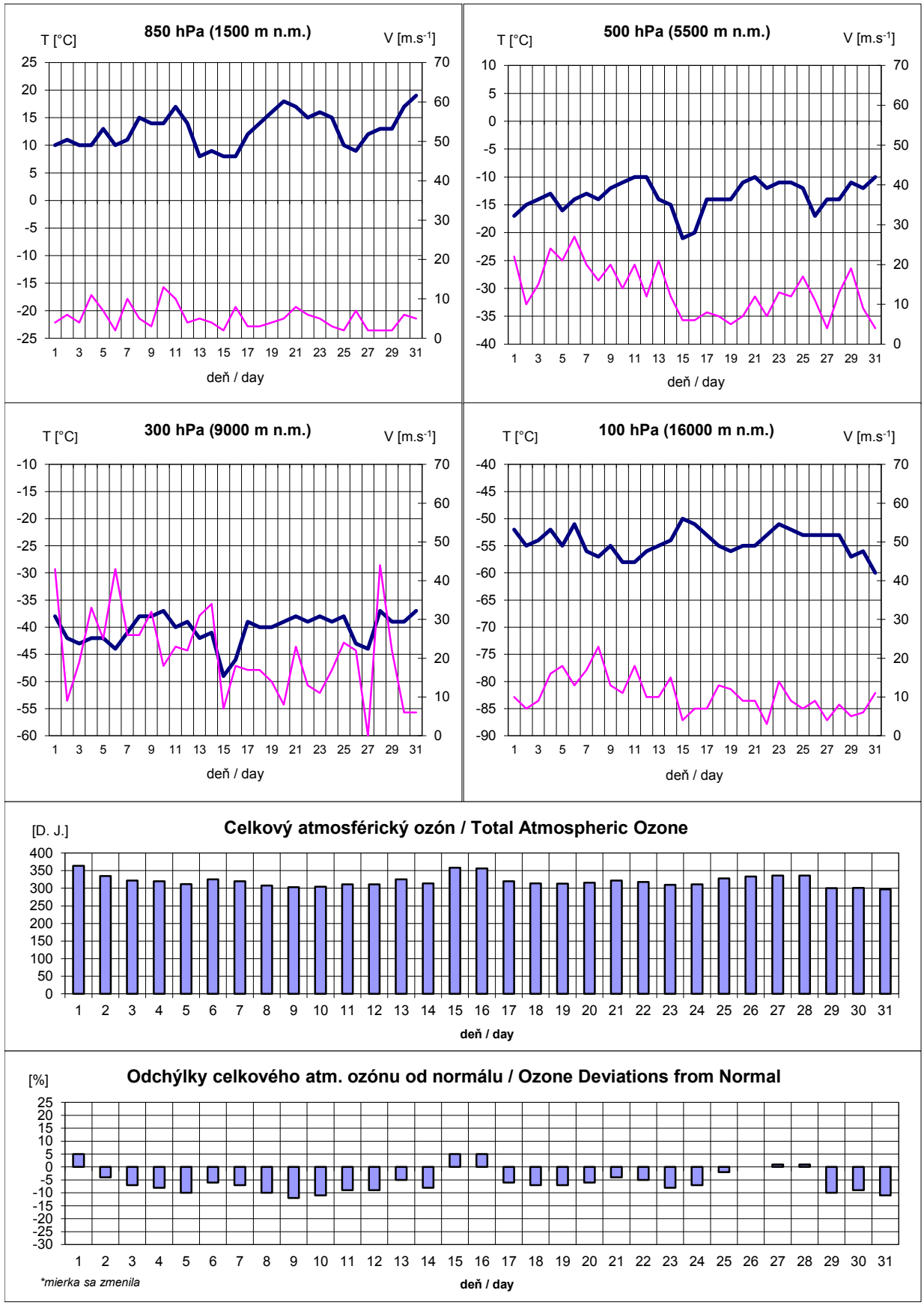

Legenda / Legend:

Čiary / Lines: **hrubá / thick** - teplota vzduchu, **tenká / thin** - rýchlosť vetra

Obrázky / Figures: **voľné miesto / Free Space** - missing values

Priemerná denná rýchlosť vetra na vybraných staniciach SR za 7/2017
Daily means of wind speed at selected stations of Slovakia during 7/2017

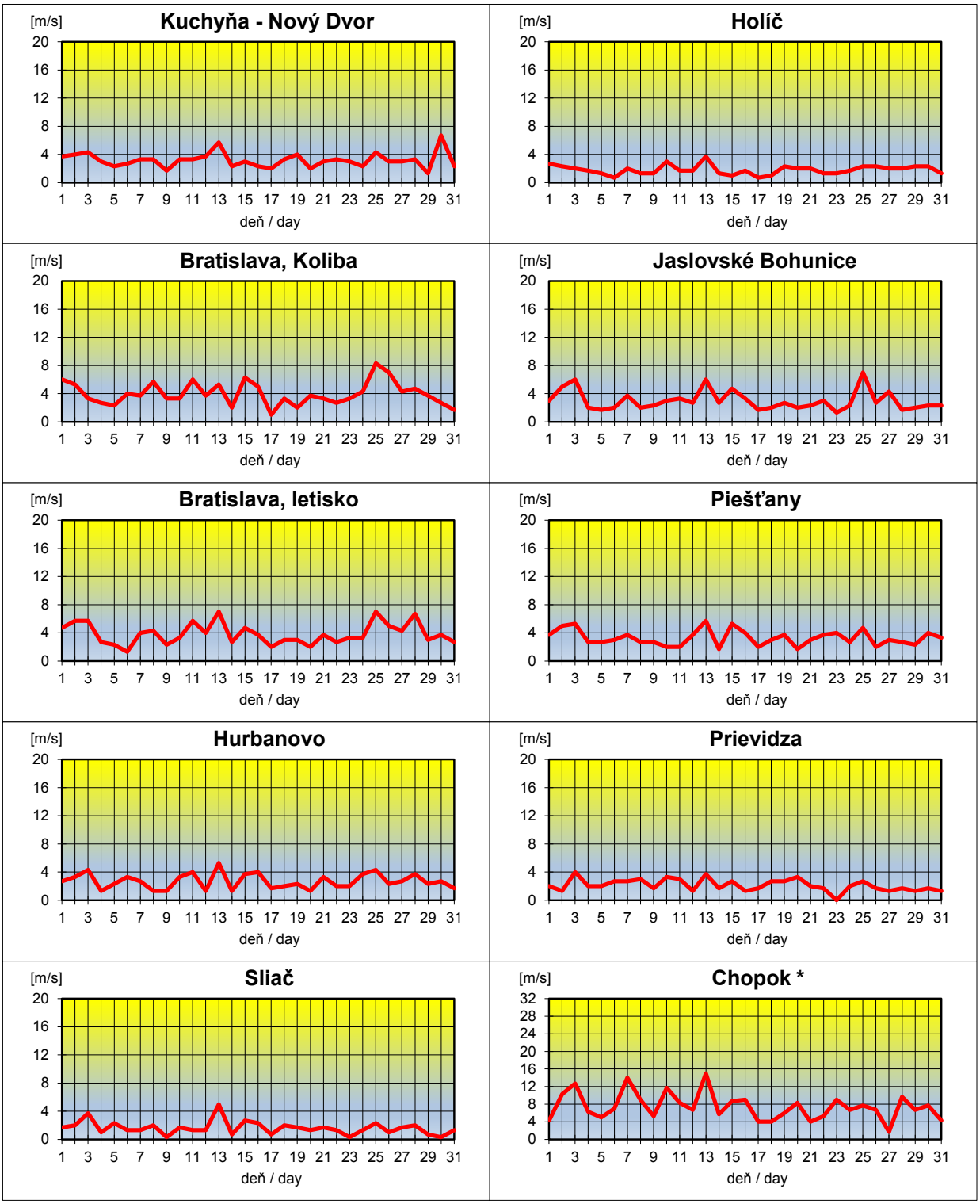

Legenda / Legend:

* Chopok - osobitná mierka/individual scale

Priemerná denná rýchlosť vetra na vybraných staniciach SR za 7/2017
Daily means of wind speed at selected stations of Slovakia during 7/2017

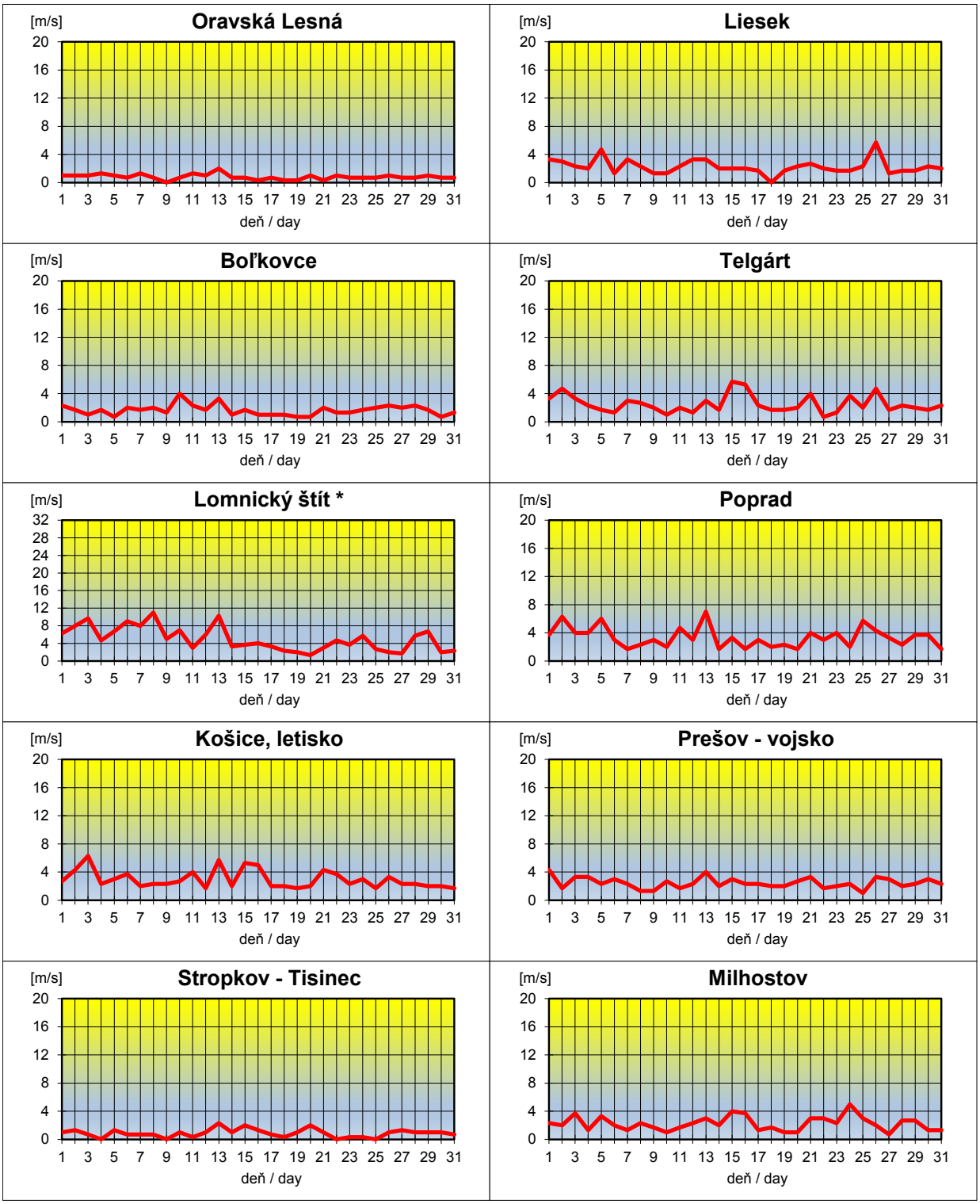

Legenda / Legend:

* Lomnický štít - osobitná mierka/individual scale

Priemerná hodinová rýchlosť a náraz vetra na vybraných AS SR za 7/2017
Hourly means of wind speed and wind gusts at selected AWS of Slovakia during 7/2017

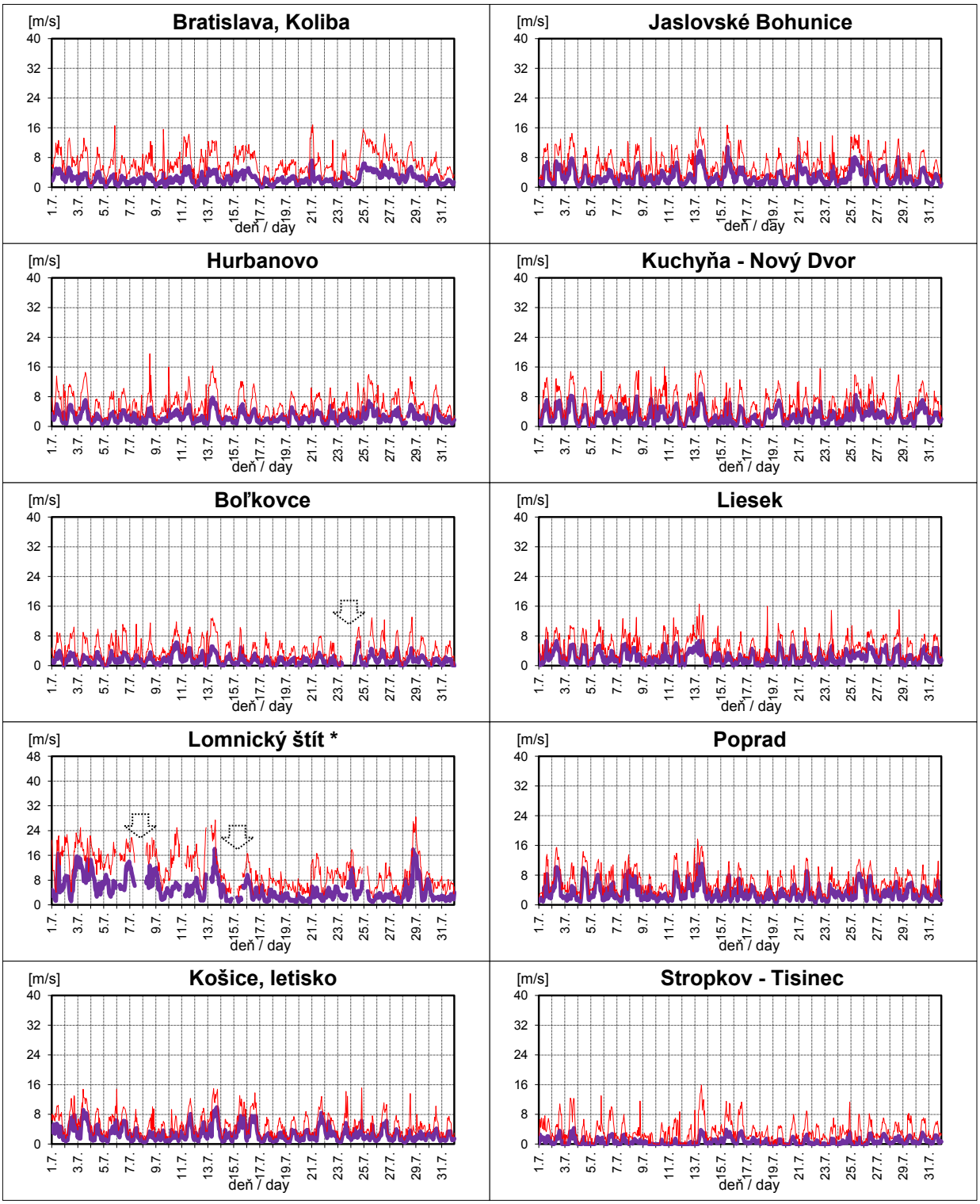

Legenda / Legend:

Čiary/Lines: **hrubá/thick** - priem. hod. rýchlosť vetra, **tenká/thin** - max. náraz vetra

AS - automatická stanica/automatic weather station (AWS)

* Lomnický štít - osobitná mierka/individual scale

Šípky/Arrows (Lomnický štít, Boľkovce) - chýbajúce údaje/missing data

Priebeh tlaku vzduchu (hodinové 7/2017 a denné 1961-90 hodnoty) v Bratislave na letisku
Course of (hourly 7/2017 and daily 1961-90) means of air pressure in Bratislava, airport

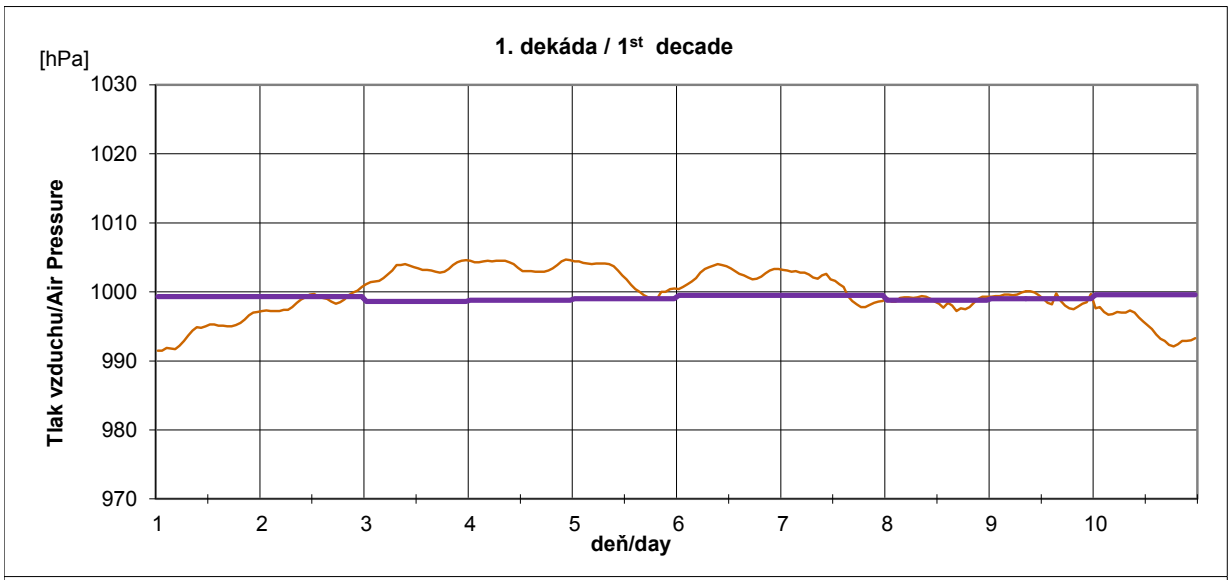

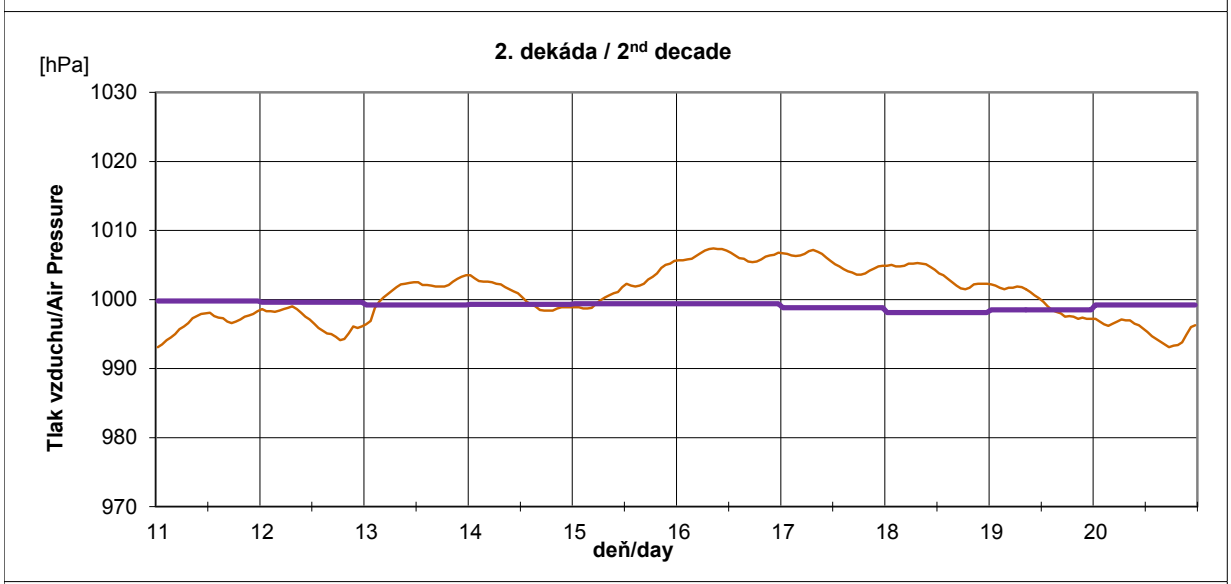

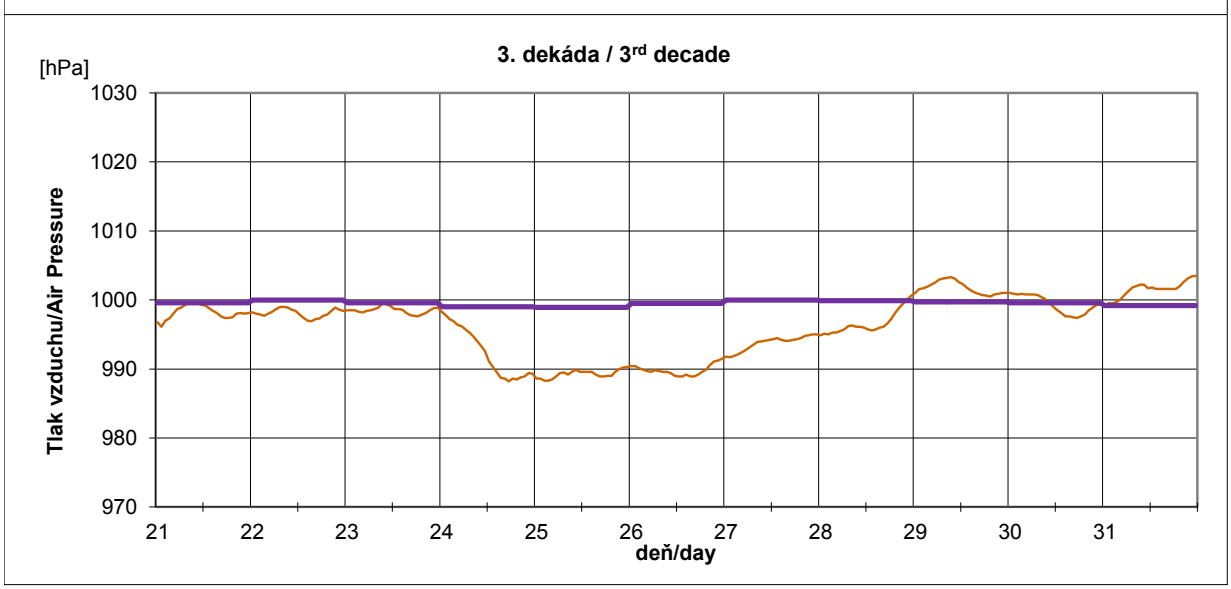

Legenda / Legend:

Čiary / lines:

- **denný priemer** tlaku vzduchu / **daily mean** of air pressure (1961-1990)
- **hodinový priemer** tlaku vzduchu / **hourly mean** of air pressure (1961-1990)

Klimatologický prehľad / Climate review

Júl 2017 bol na väčšine územia Slovenska teplotne nadnormálny až silne nadnormálny s odchýlkami od +1,6 °C (Čadca) do +2,7 °C (Bratislava, letisko), na východnom Slovensku bol prevažne normálny s odchýlkami od +0,7 °C (Medzilaborce) do +1,5 °C (Košice, letisko). Absolútne najnižšia priemerná mesačná teplota vzduchu, okrem vysokých horských polôh, bola zaznamenaná v Telgárte (15,1 °C), najvyššia v Bratislave na letisku (22,8 °C). Vo vysokých horských polohách dosiahla priemerná mesačná teplota vzduchu v júli hodnoty od 4,8 °C (Lomnický štít) do 7,9 °C (Chopok). Absolútne teplotné minimum namerali, okrem vysokých horských polôh, v Oravskej Lesnej (2,3 °C, dňa 14. 7.), najvyššie maximum v Hurbanove (35,4 °C, dňa 10. 7.). Na Lomnickom štíte poklesla 13. júla minimálna teplota vzduchu na -4,8 °C.

Priemerná relatívna vlhkosť vzduchu o 14. h bola na väčšine územia Slovenska podnormálna: Bratislava-letisko -10 %, Piešťany -6 %, Hurbanovo -2 %, Oravská Lesná +3 %, Sliač -1 %, Boľkovce -5 %, Telgárt -2 %, Košice-letisko -1 %, Stropkov-Tisinec 0 %.

Suma trvania slnečného svitu bola v júli na väčšine územia nadnormálna v intervale od 100 % (Lomnický štít) do 129 % (Milhostov) normálu.

Najsilnejšie nárazy vetra s maximálnou rýchlosťou 60 až 80 km/h sa vyskytli pri búrkach. Uvedené rýchlosti vetra sú iba orientačné a nemusia zodpovedať maximálnym rýchlostiam vetra v konkrétnych lokalitách územia Slovenska.

Júl 2017 bol na Slovensku väčšinou zrážkovo normálny. Mesačné úhrny atmosférických zrážok ovplyvnili búrkové lejaky, preto bolo pole ich hodnôt veľmi premenlivé, pričom takto mohli byť v niektorých regiónoch mesačné úhrny zrážok v júli aj nadnormálne, resp. niekde aj podnormálne. Vo všeobecnosti bolo viac zrážok na severnom a východnom Slovensku a menej zrážok na západnom Slovensku. Mesačné úhrny atmosférických zrážok sa pohybovali väčšinou od približne 20 mm, na niektorých miestach dolného Považia a oblasti severne od Trnavy, do viac ako 160 mm v niektorých oblastiach Tatier, v niektorých častiach Oravy, v oblasti Detvy, Slovenského raja a ešte aj krajného východu Slovenska. Priestorový úhrn zrážok pre celé územie Slovenska dosiahol 92 mm, čo predstavuje 102 % normálu a prebytok zrážok 2 mm.

Zaujímavosti mesiaca / Curiosity of the month

Metodika spracovania máp jednotlivých meteorologických prvkov z pohľadu významnosti.

V hodnotení mesiaca sme vychádzali z pozorovacieho materiálu klimatologických staníc za mesiac a obdobie od roku 1961. Hodnoty 1961-1990 boli zhomogenizované k roku 2015. Pre kvalitatívne hodnotenie sme použili 2 metodiky: jednu metodiku pre aktuálnu mesačnú hodnotu porovnanú s normálom 1961-1990, resp. priemerom 1981-2010 (napr. u priemernej mesačnej teploty vzduchu ako odchýlka od normálu, resp. u atmosférických zrážok ako percento normálu) a druhú, uvažujúcu porovnanie aktuálnej hodnoty (mesiac, rok) s kompletným radom pozorovania 1961-2016. Výsledky štatistického zistenia sú zobrazené v mapách jednotlivo pre rôzne meteorologické prvky a ich charakteristiky.

Hodnotenie za júl 2017 bolo vypracované k dátumu 31.08.2017, ďalšie informácie na http://www.shmu.sk/sk/?page=2049&id=852.

Hodnotenie meteorologických prvkov a ich charakteristík od roku 1961 / Evaluation of meteorological element since 1961
Teplota vzduchu (mesačný priemer denných teplôt vzduchu) za júl 2017
Air temperature (monthly mean), July 2017

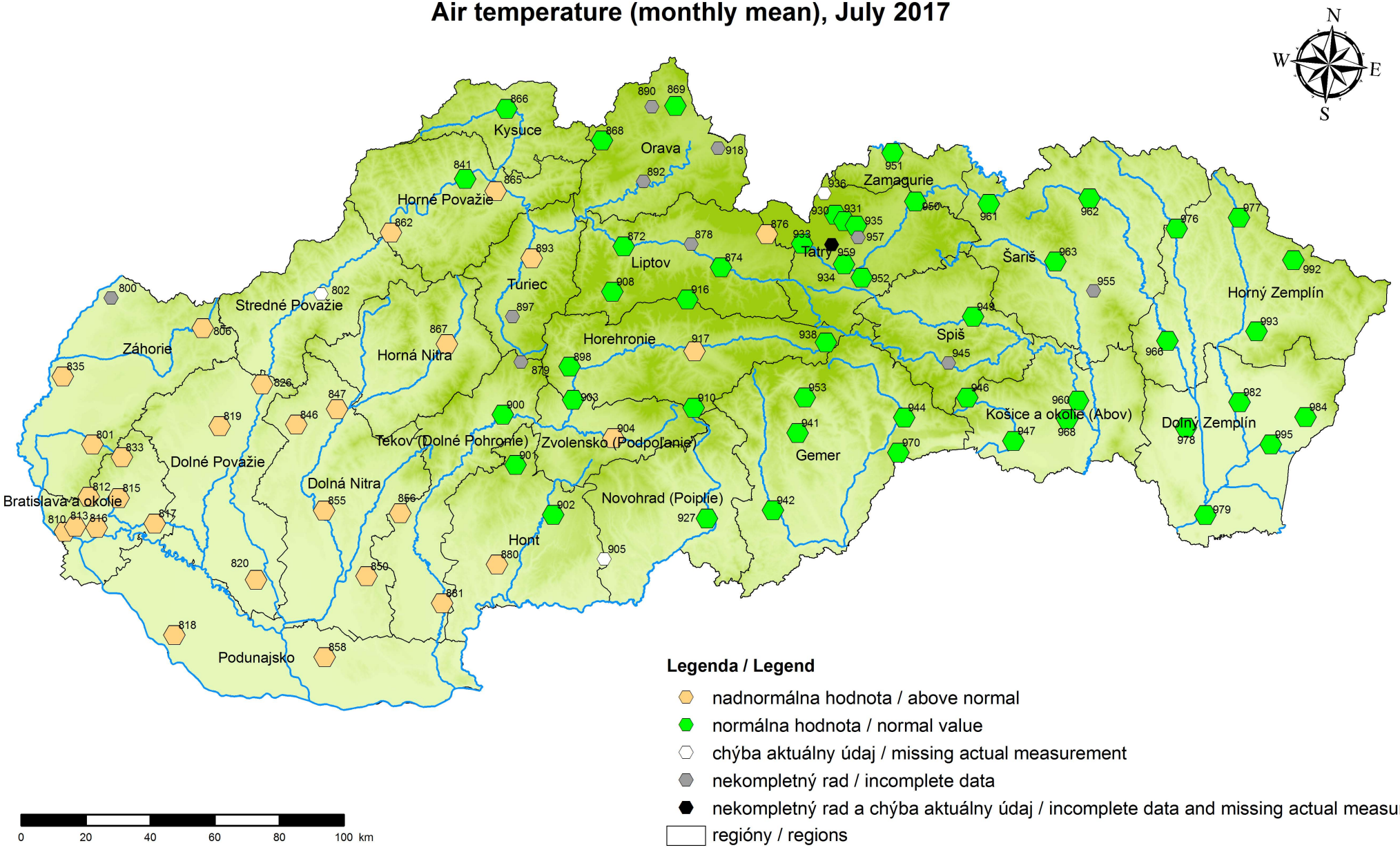

Hodnotenie meteorologických prvkov a ich charakteristík od roku 1961 / Evaluation of meteorological element since 1961
Maximálna teplota vzduchu (mesačný priemer) za júl 2017
Maximum air temperature (monthly mean), July 2017

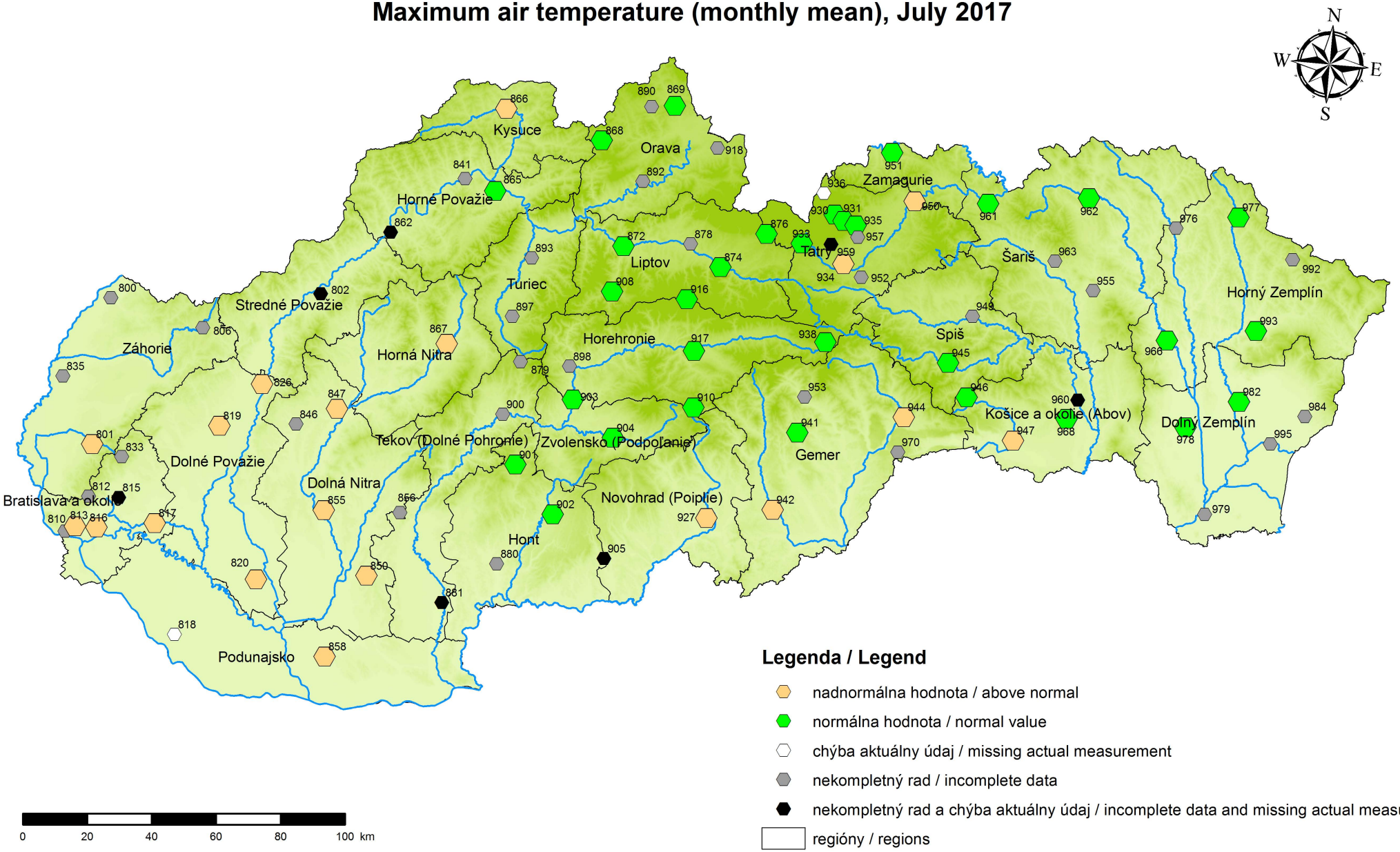

Hodnotenie meteorologických prvkov a ich charakteristík od roku 1961 / Evaluation of meteorological element since 1961
Maximálna teplota vzduchu (mesačné maximum) za júl 2017
Maximum air temperature (monthly maximum), July 2017

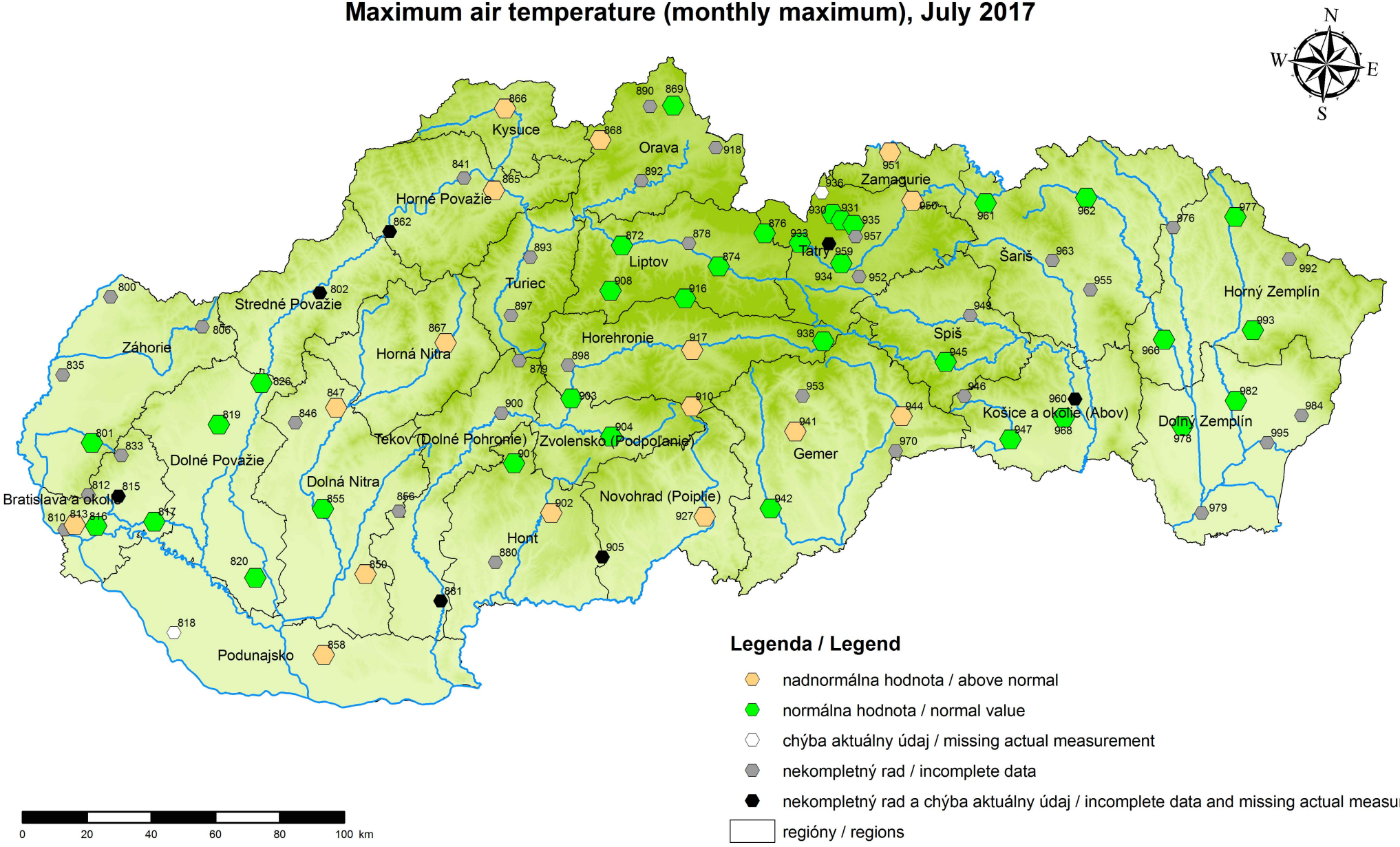

Hodnotenie meteorologických prvkov a ich charakteristík od roku 1961 / Evaluation of meteorological element since 1961
Minimálna teplota vzduchu (mesačný priemer) za júl 2017
Minimum air temperature (monthly mean), July 2017

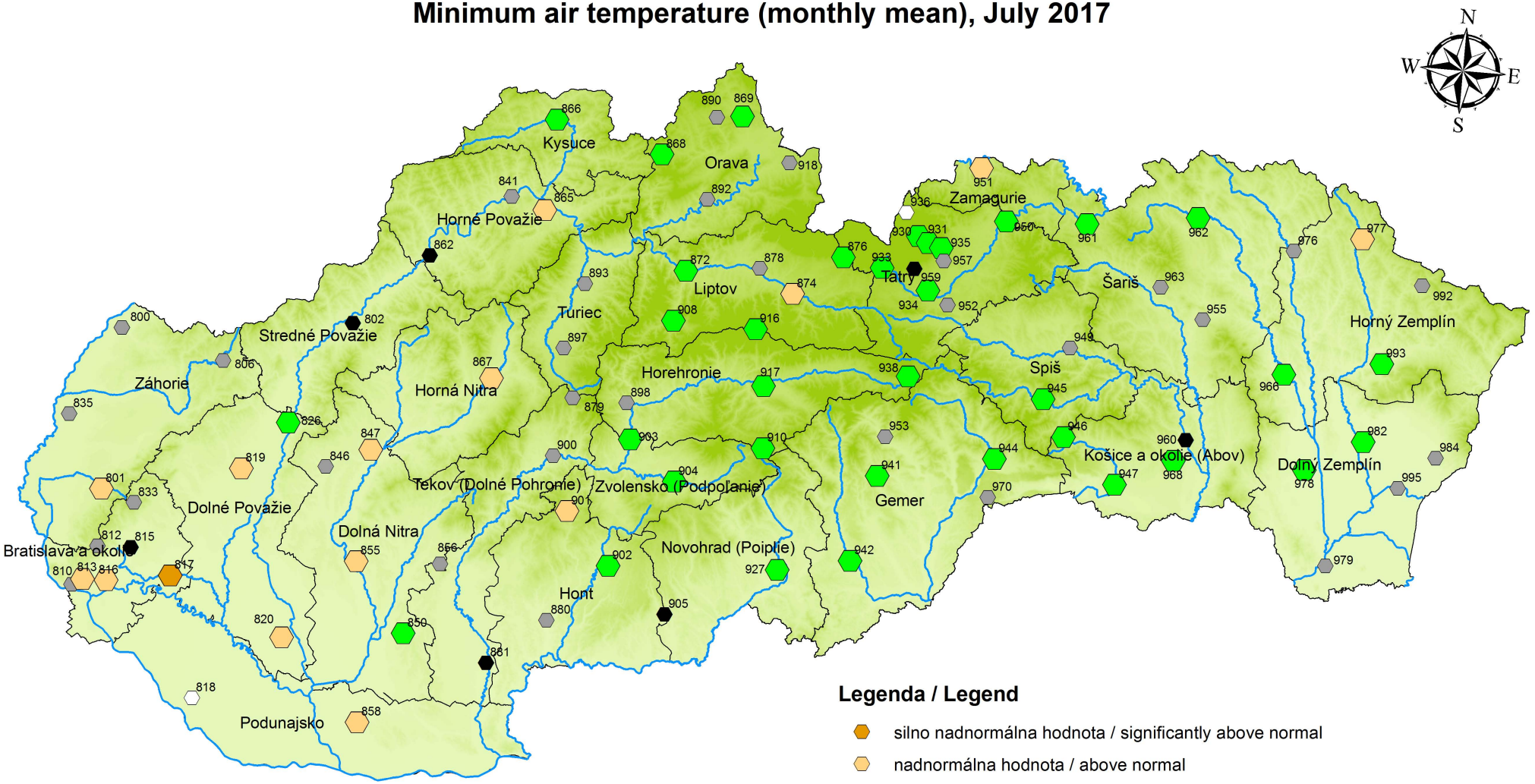

Hodnotenie meteorologických prvkov a ich charakteristík od roku 1961 / Evaluation of meteorological element since 1961
Minimálna teplota vzduchu (mesačné minimum) za júl 2017
Minimum air temperature (monthly minimum), July 2017

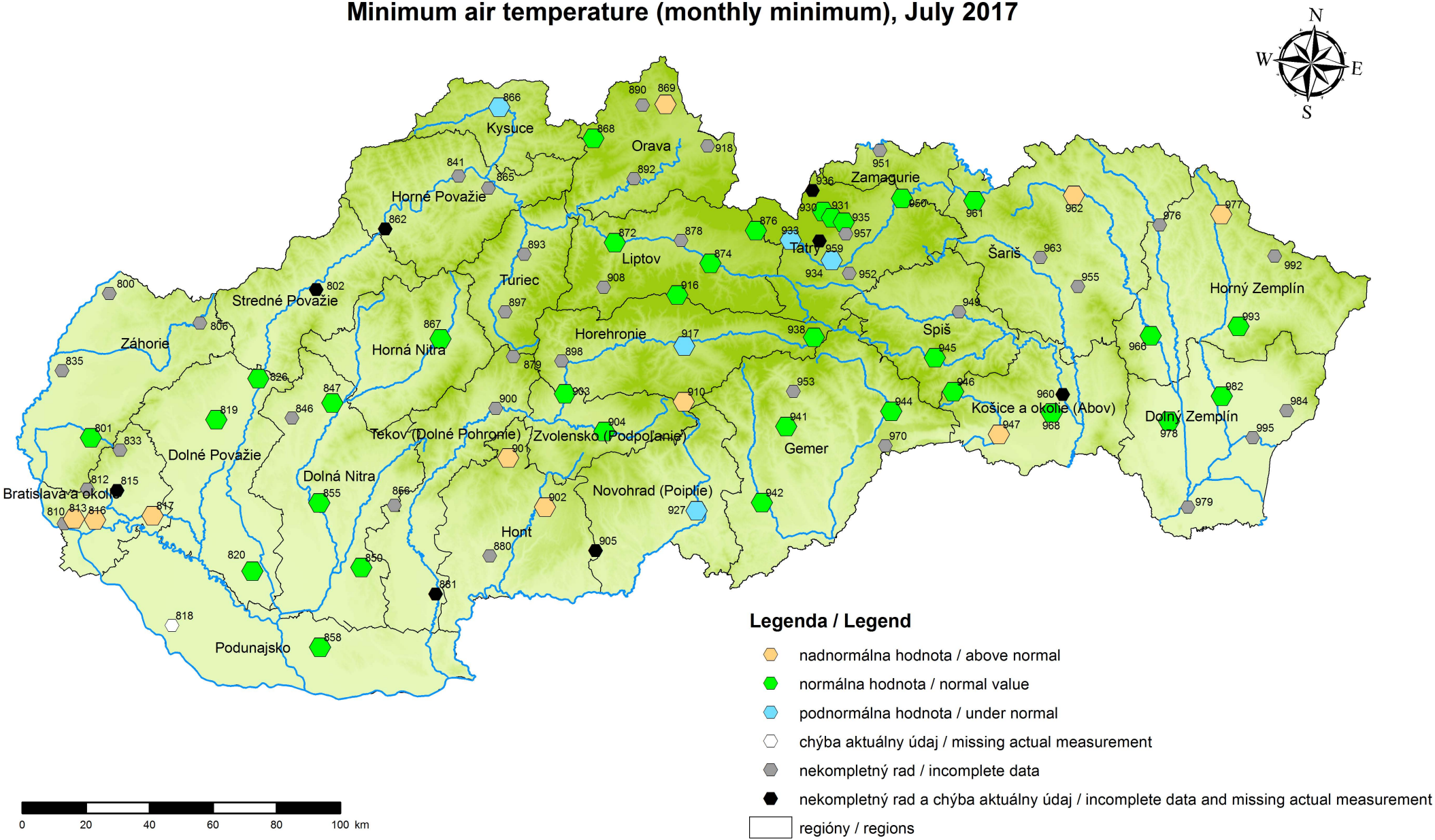

Hodnotenie meteorologických prvkov a ich charakteristík od roku 1961 / Evaluation of meteorological element since 1961
Úhrn atmosférických zrážok (mesačný úhrn) za júl 2017
Precipitation (monthly total), July 2017

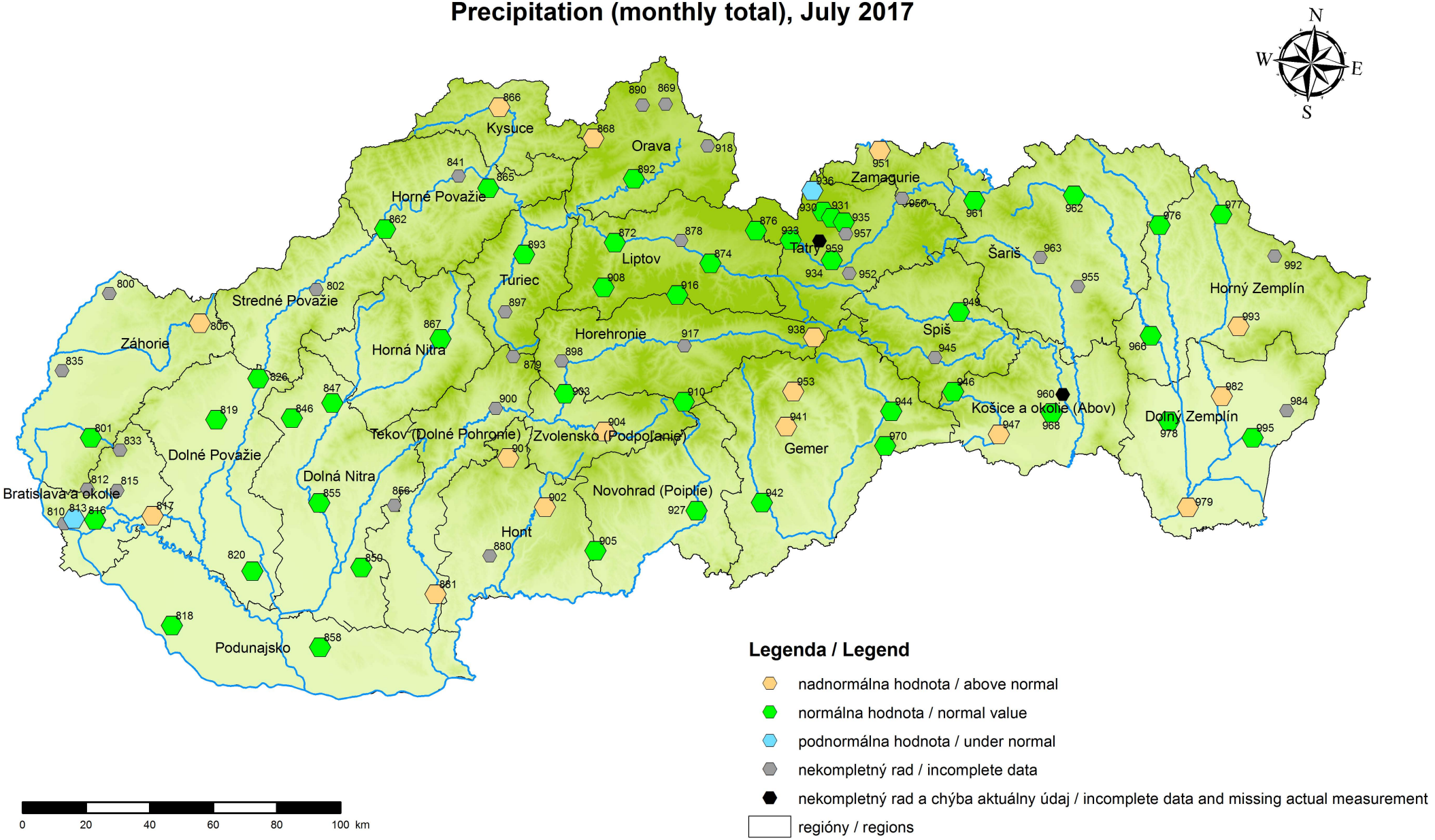

Hodnotenie meteorologických prvkov a ich charakteristík od roku 1961 / Evaluation of meteorological element since 1961
Oblačnosť (mesačný priemer) za júl 2017
Cloudiness (monthly mean), July 2017

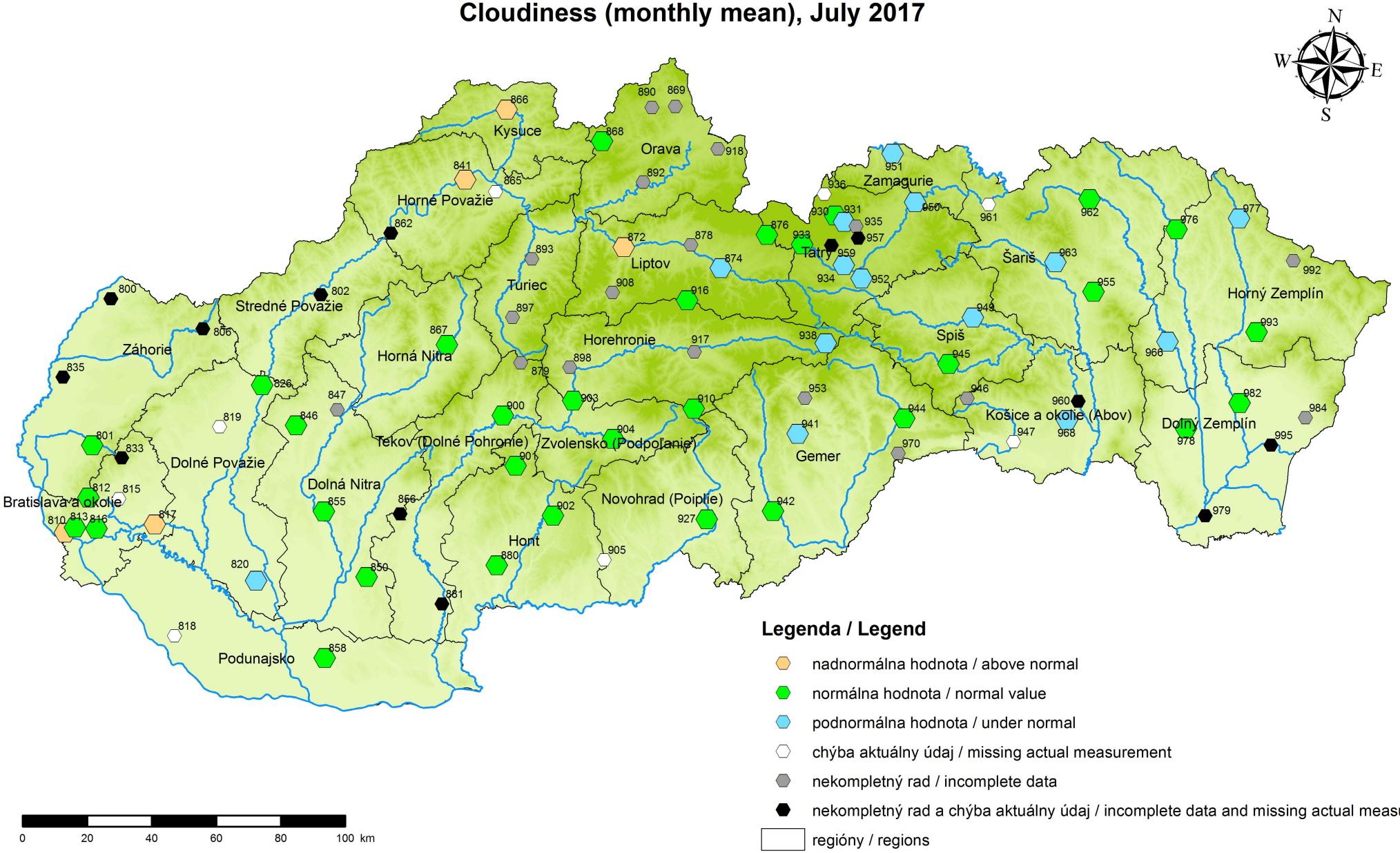

Hodnotenie meteorologických prvkov a ich charakteristík od roku 1961 / Evaluation of meteorological element since 1961
Relatívna vlhkosť vzduchu (mesačný priemer) za júl 2017
Air relative humidity (monthly mean), July 2017

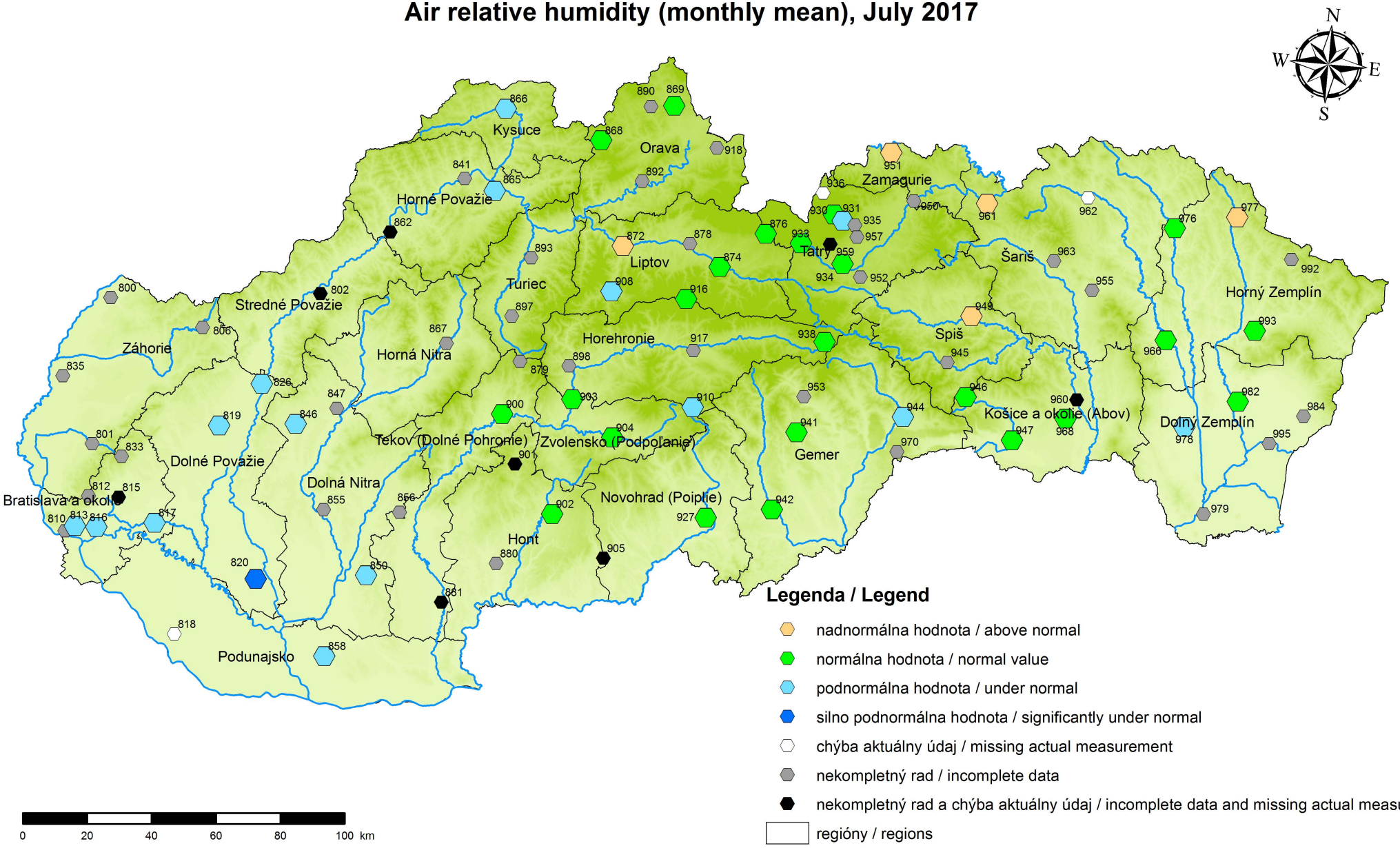

Hodnotenie meteorologických prvkov a ich charakteristík od roku 1961 / Evaluation of meteorological element since 1961
Trvanie slnečného svitu (mesačná suma) za júl 2017
Sunshine duration (monthly sum), July 2017

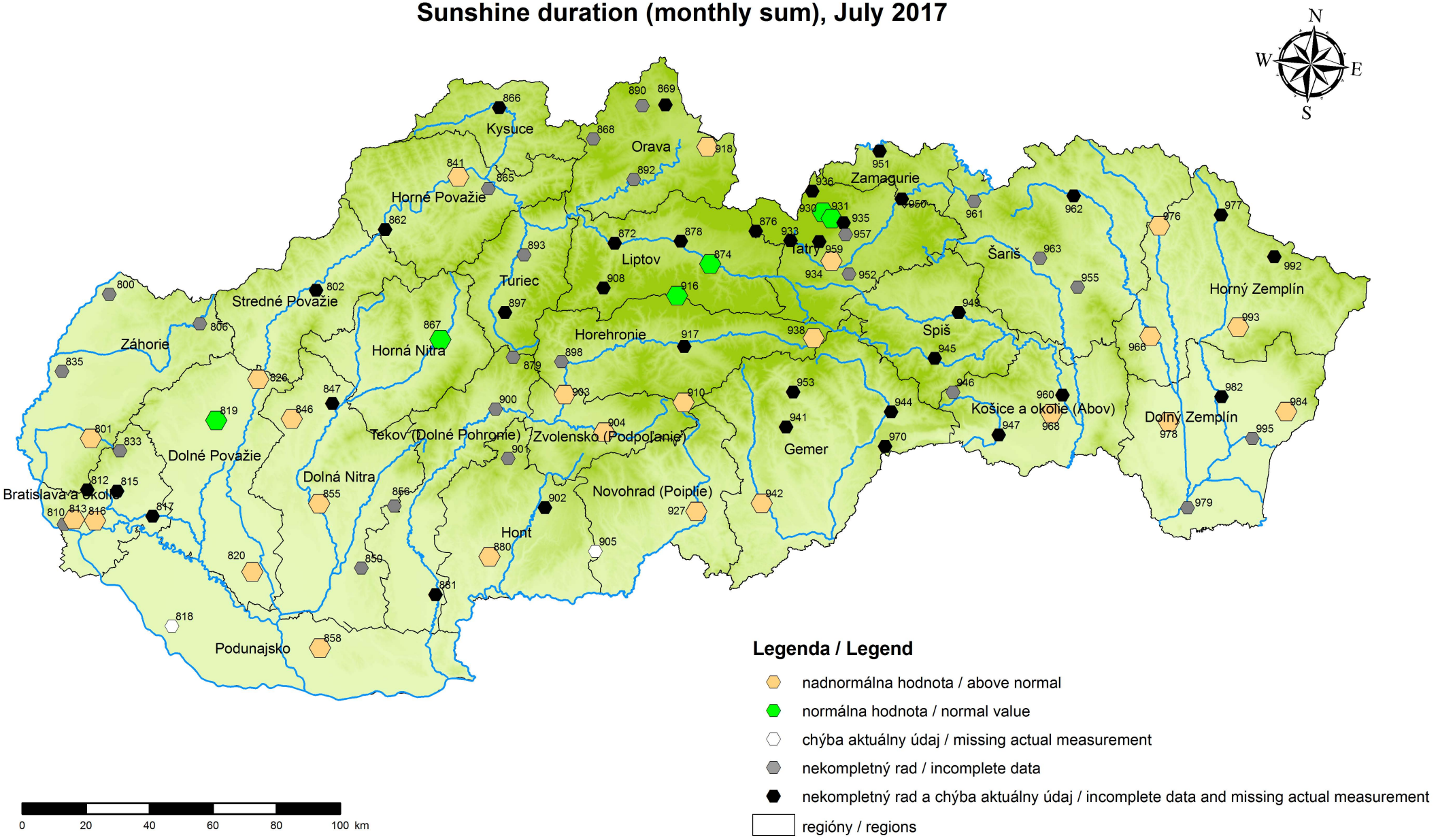

Teplota vzduchu (mesačný priemer) za júl 2017 v porovnaní s normálom 1961-1990
(Metodický predpis, Klimatické normály)
Air temperature (monthly mean), July 2017 compared with normal 1961-1990

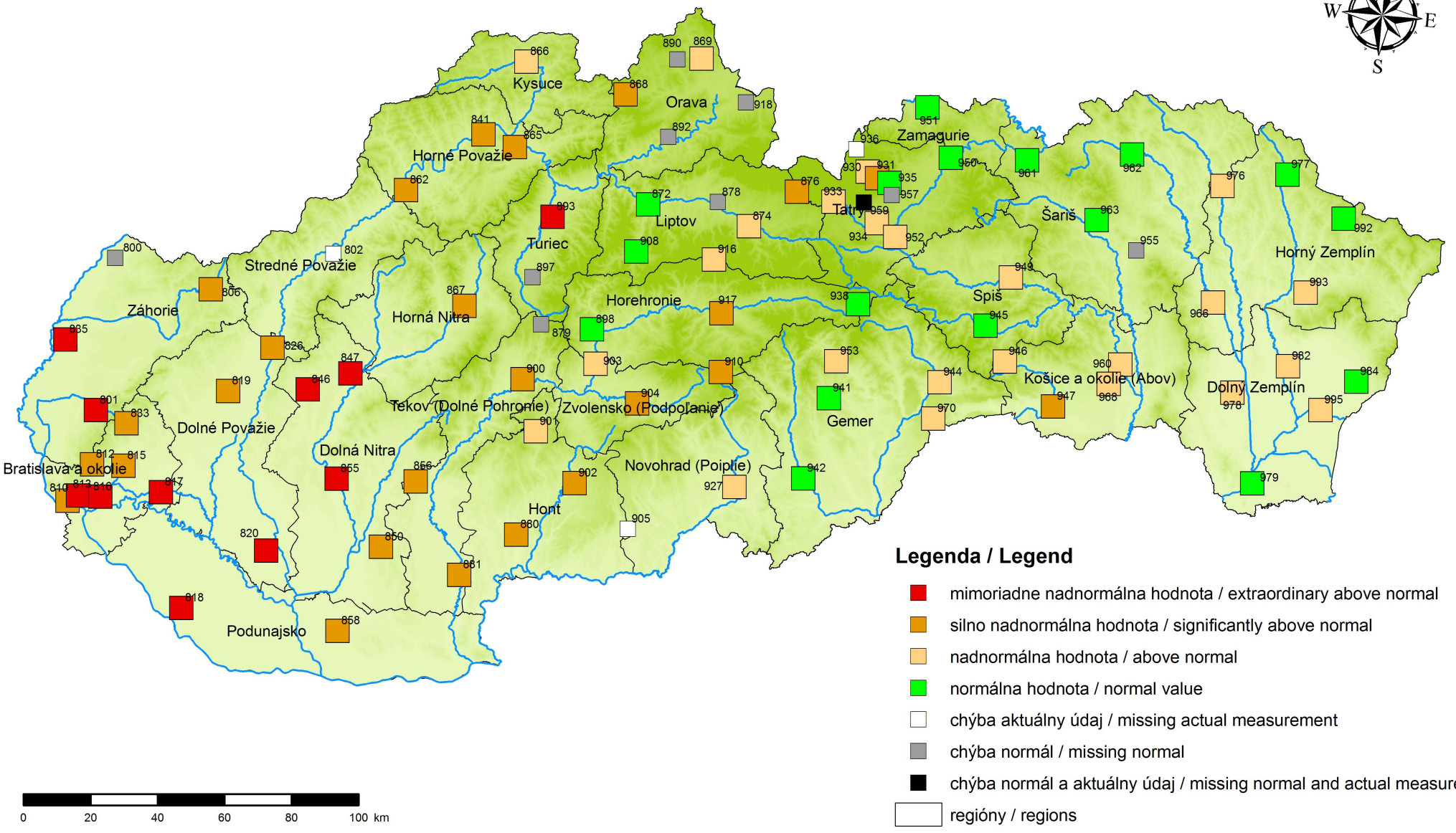

Úhrn atmosférických zrážok (percento normálu 1961-1990) za júl 2017
(Metodický predpis, Klimatické normály)
Precipitation (percentage of normal 1961-1990), July 2017

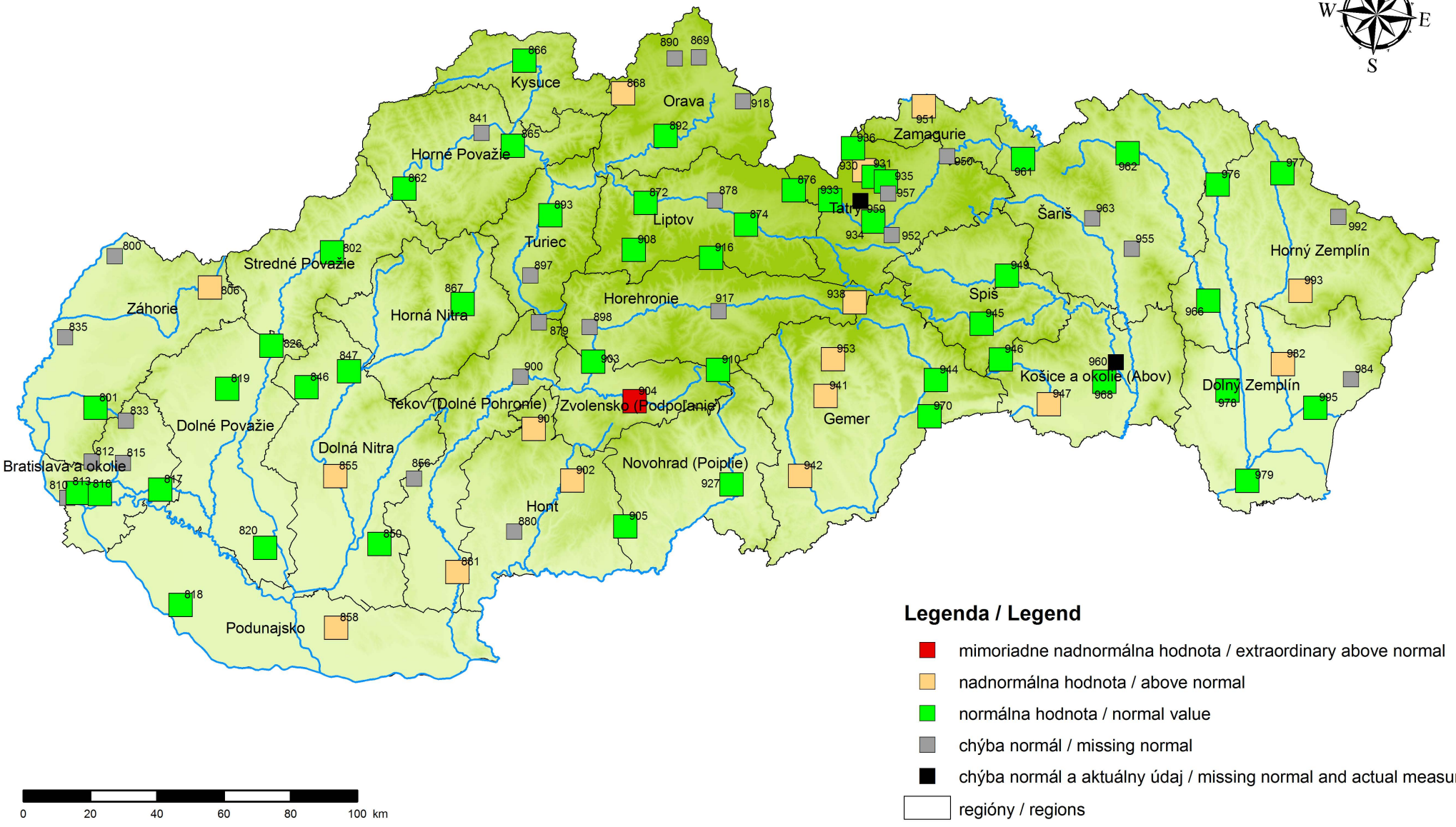

Úhrn atmosférických zrážok (percento normálu 1961-1990) za júl 2017
(Metodika podľa O. Duba)
Precipitation (percentage of normal 1961-1990), July 2017

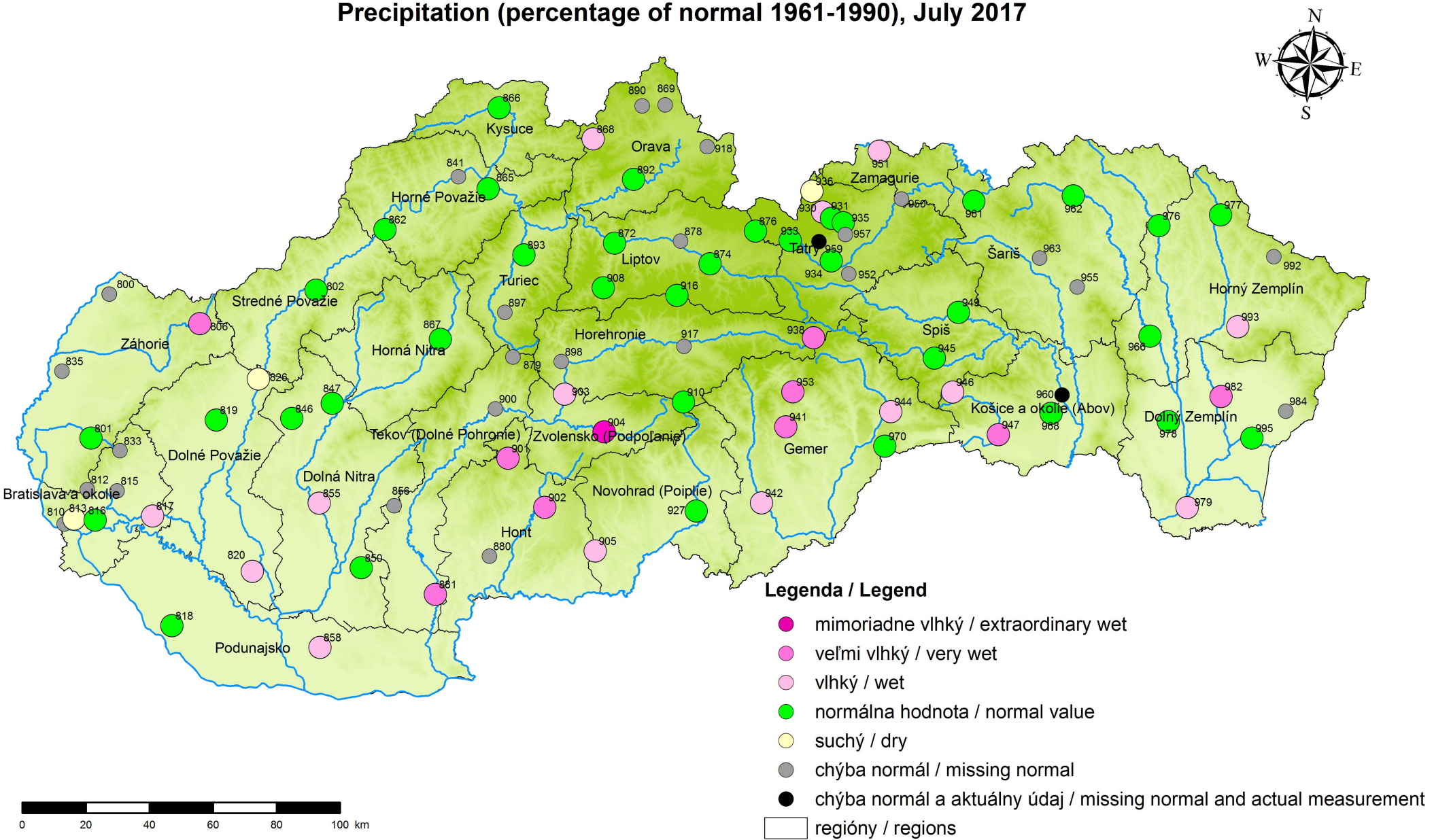

Teplota vzduchu (mesačný priemer) za júl 2017 v porovnaní s normálom 1981-2010
(Metodický predpis, Klimatické normály)
Air temperature (monthly mean), July 2017 compared with normal 1981-2010

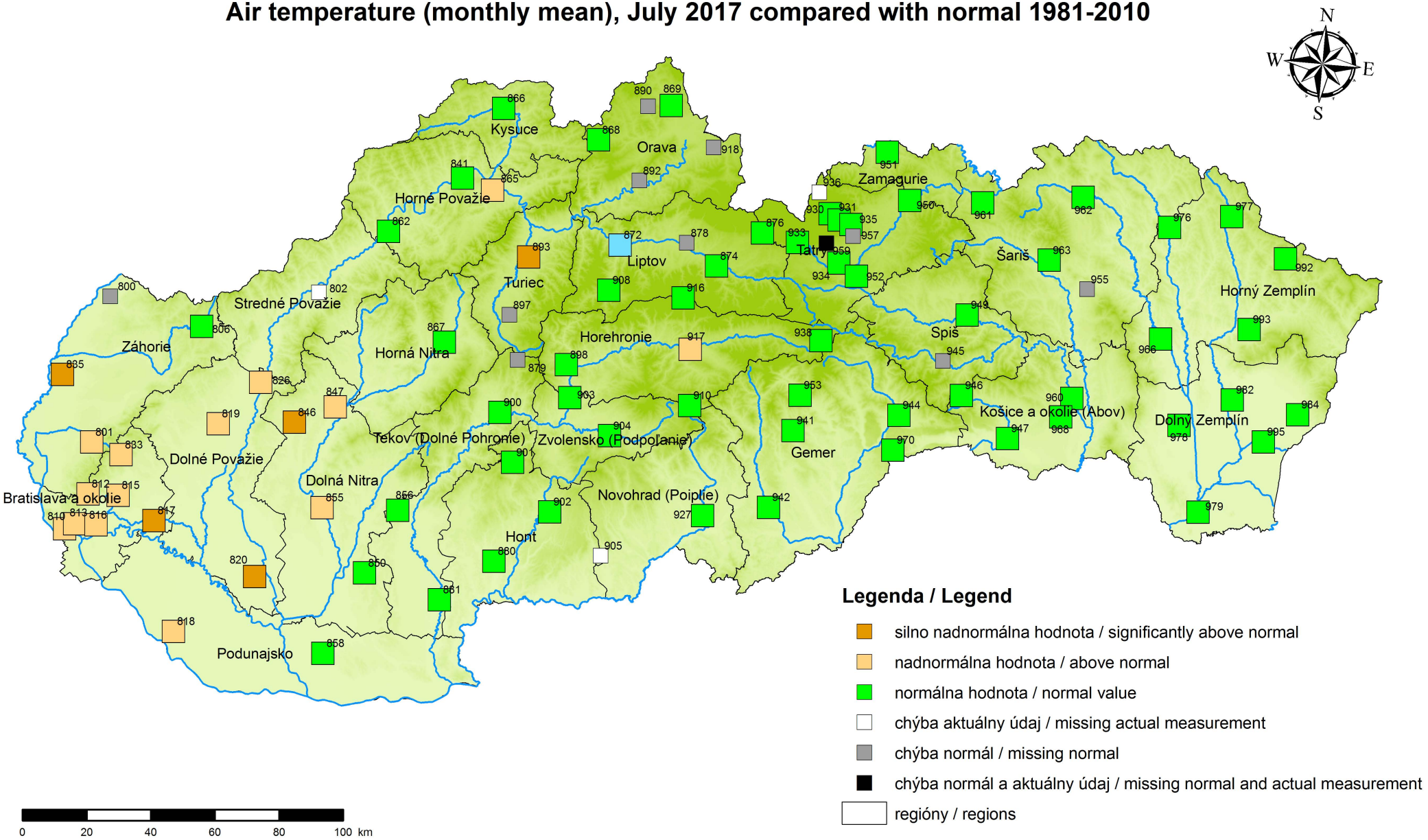

Úhrn atmosférických zrážok (percento normálu 1981-2010) za júl 2017
(Metodický predpis, Klimatické normály)
Precipitation (percentage of normal 1981-2010), July 2017

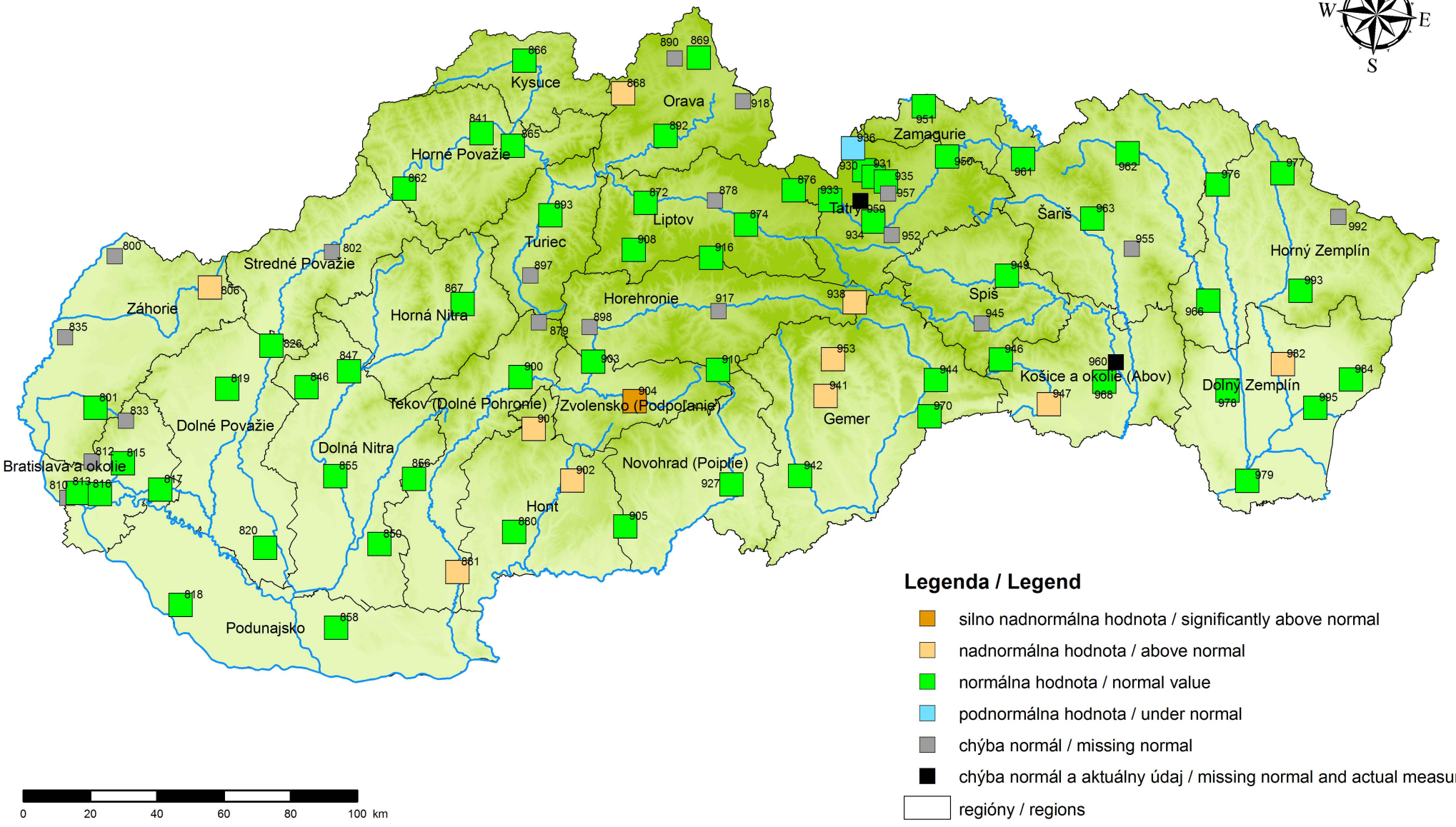

Úhrn atmosférických zrážok (percento normálu 1981-2010) za júl 2017
(Metodika podľa O. Duba)
Precipitation (percentage of normal 1981-2010), July 2017

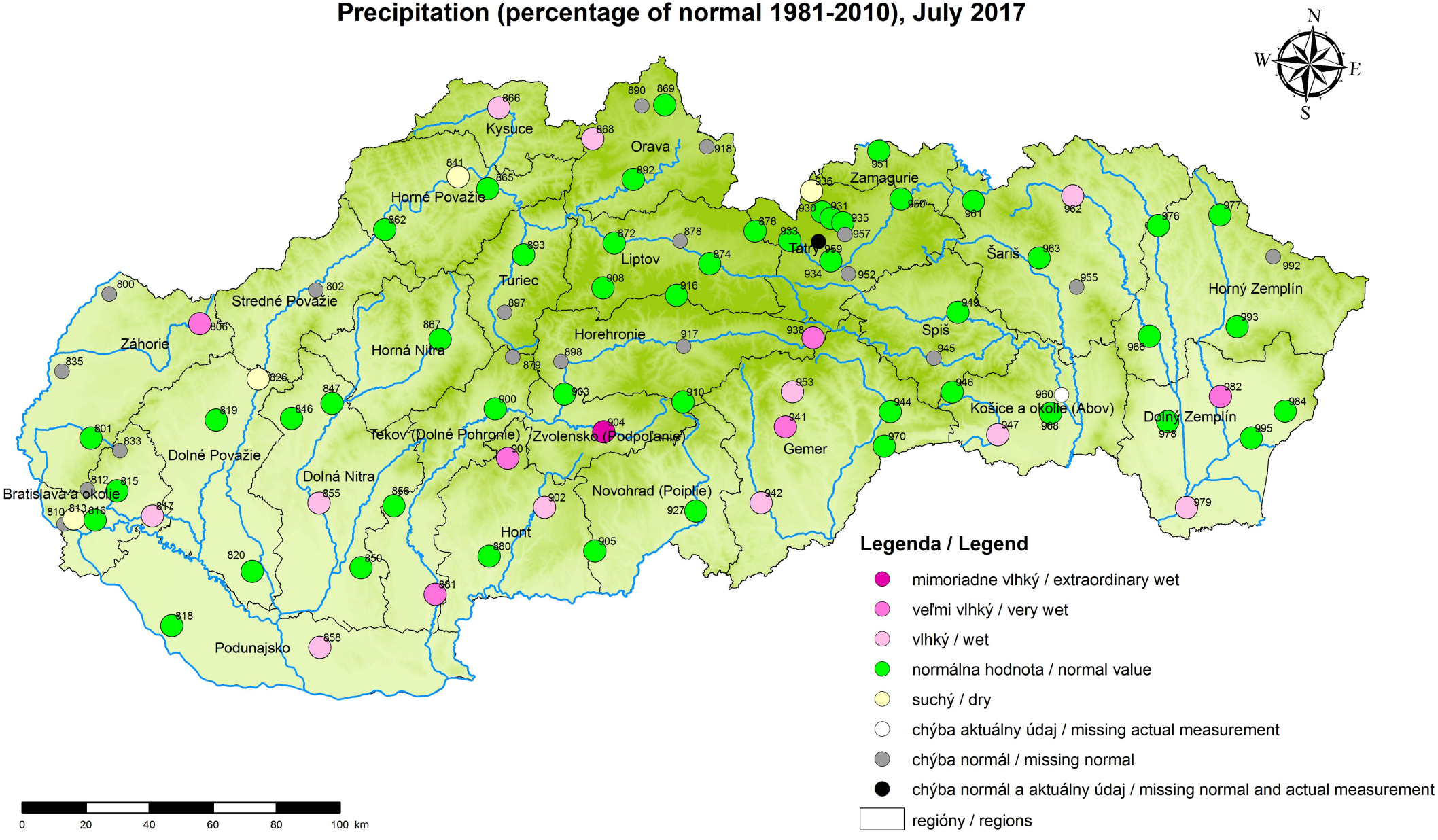

Agrometeorologický a fenologický prehľad / Agrometeorological and phenological review

Teplota a premŕzanie pôdy / Temperature and freezing of soil

Priemerná mesačná teplota pôdy v hĺbke 5 cm sa v júli pohybovala od 17,4 °C (Turčianske Teplice) do 25,9 °C (Bratislava - letisko). Minimálna termínová teplota pôdy v rovnakej hĺbke bola 11,8 °C (Oravská Lesná) až 18,4 °C (Bratislava - Koliba). Priemerná mesačná teplota pôdy v hĺbke 20 cm sa pohybovala od 17,0 °C (Oravská Lesná) do 24,5 °C (Bratislava - letisko).

Stav a vývin poľnohospodárskych kultúr, ovocných a lesných drevín a rastlín / State and development of crops, fruit and forest trees and plants

Zber pšenice ozimnej, jačmeňa ozimného a repky ozimnej začal v prvej dekáde mesiaca už aj na východe nášho územia, na juhu Banskobystrického kraja v druhej dekáde júla. Raž ozimná dosiahla zberovú zrelosť a začala sa tiež zberať. Od druhej dekády mesiaca sa zberal jačmeň jarný už aj na strednom a východnom Slovensku. Žltá zrelosť ovsa siateho bola pozorovaná v prvej dekáde júla, v druhej plná zrelosť, ktorú pšenica jarná dosiahla prevažne posledný júlový týždeň a zberala sa. Kukurica siata vstupovala na viacerých lokalitách v poslednej dekáde júla do mliečnej zrelosti, menej vyspelé porasty kvitli samčími a samičími kvetmi. Od prvej dekády mesiaca sa zberal hrach siaty v plnej zrelosti, mak siaty dosiahol túto fenologickú fázu prevažne v tretej dekáde. Miestami ešte kvitli neskoré zemiaky a pokračoval zber veľmi skorých odrôd zemiakov. Slnečnica ročná začala kvitnúť na pozorovaných lokalitách stredného Slovenska v prvej dekáde júla, na ostatnom území plne kvitla. Chmeľ obyčajný začal v Trenčíne kvitnúť začiatkom mesiaca, hlávkovať v polovici júla. Vykonávali sa druhé a tretie kosby viacročných krmovín a trvalých trávnych porastov.

Od prvej dekády mesiaca dozrievali letné odrody hrušiek, od druhej aj letné jablká a veľmi skoré slivky. Skoršie odrody viniča hroznorodého vstupovali do fenologickej fázy mäknutia bobúľ v tretej dekáde júla. Od stredných polôh vyššie dozrievali neskoré odrody ríbezle červenej. Na niektorých sledovaných lokalitách v dôsledku sucha a vysokých teplôt vzduchu bolo pozorované letné žltnutie listov ovocných drevín.

Na konci prvej dekády mesiaca boli zaznamenané prvé zrelé plody brezy previsnutej, v poslednej dekáde júla bazy čiernej. Vo vyšších polohách ešte kvitla lipa malolistá. Aj u lesných drevín bolo pozorované letné žltnutie listov.

Prejavy sťahovavého vtáctva a iných živočíchov / Utterances of migratory birds and others animals

V poslednej júlovej dekáde bolo pozorované prvé zoskupovanie lastovičky domovej a belorítky domovej.

Priemerná mesačná (júl 2017) teplota vzduchu [°C] na Slovensku
Mean Monthly (July 2017) Air Temperature [°C] In Slovakia

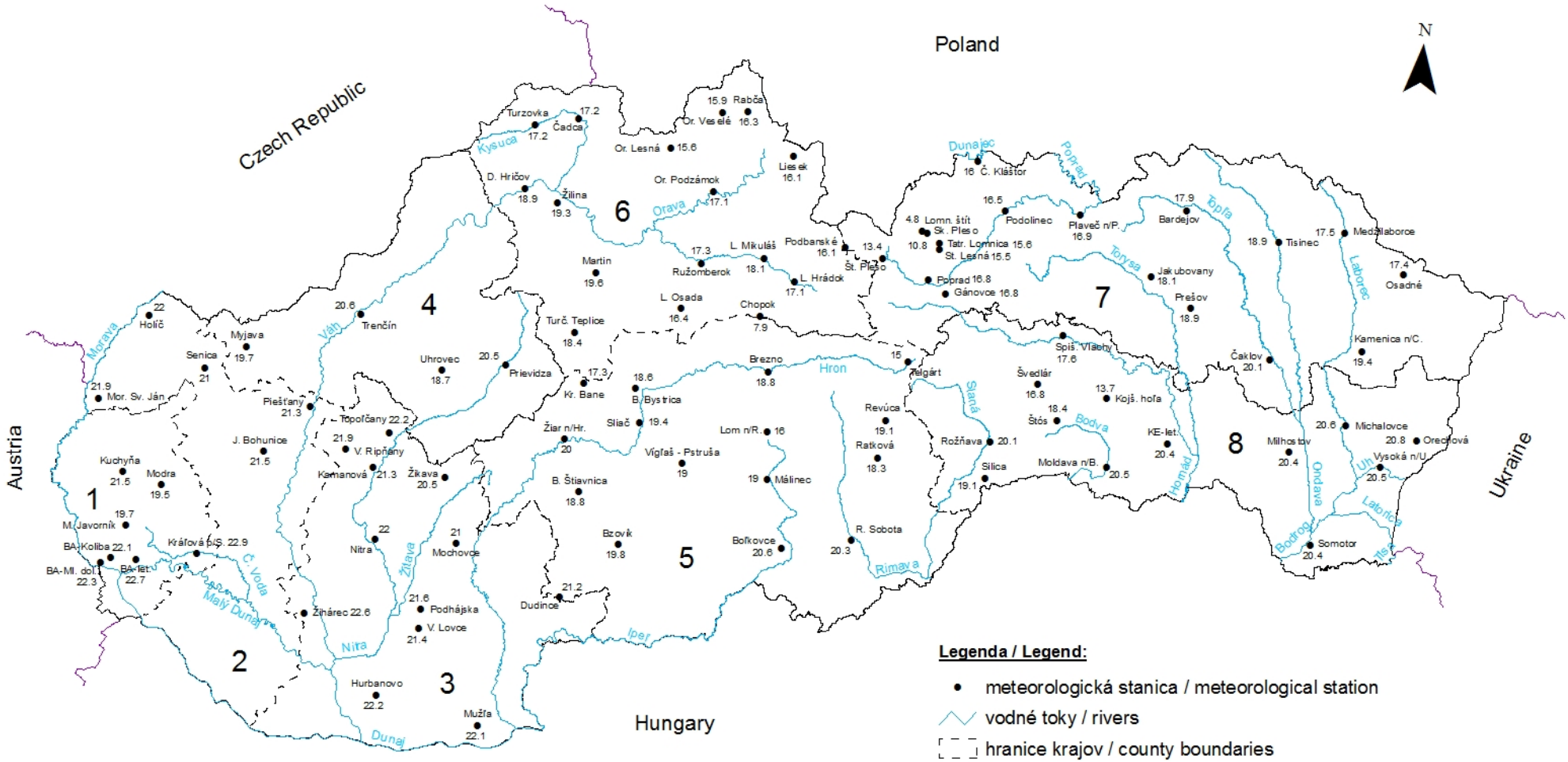

Legenda / Legend:

- • meteorologická stanica / meteorological station
- vodné toky / rivers
- hranice krajov / county boundaries
- 18.8 teplota vzduchu [°C] / air temperature

kraj / county:
1 – Bratislava
2 – Trnava
3 – Nitra
4 – Trenčín
5 – B. Bystrica
6 – Žilina
7 – Prešov
8 – Košice

1:1 750 000

0 12.5 25 50 75 100 Km

Odchýlky 7/2017 priemernej mesačnej teploty vzduchu od normálu 1961 - 1990 na Slovensku
Deviations from July 2017 monthly mean air temperature from normal 1961-1990 in Slovakia

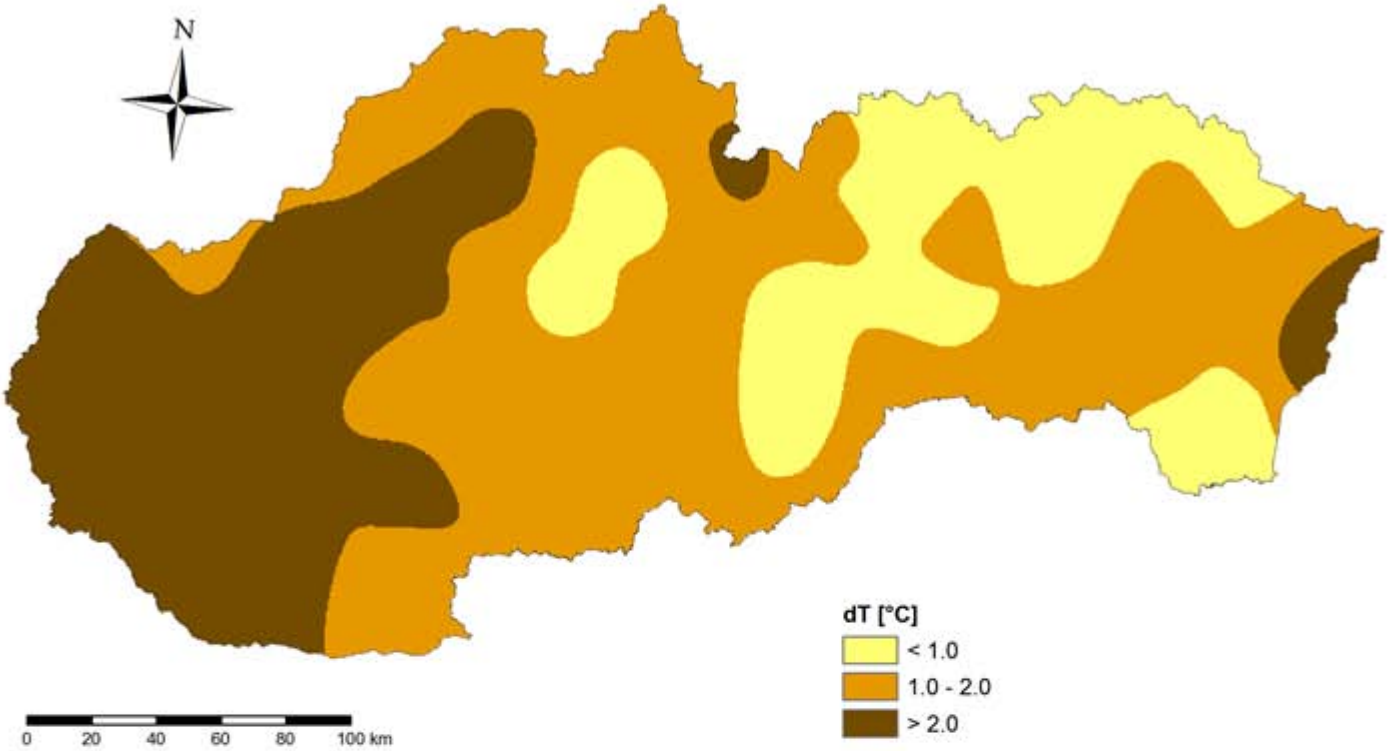

Úhrny atmosférických zrážok na Slovensku 7/2017 v % normálu 1961 - 1990
Precipitation totals in Slovakia for July 2017 in % of 1961-1990 normal

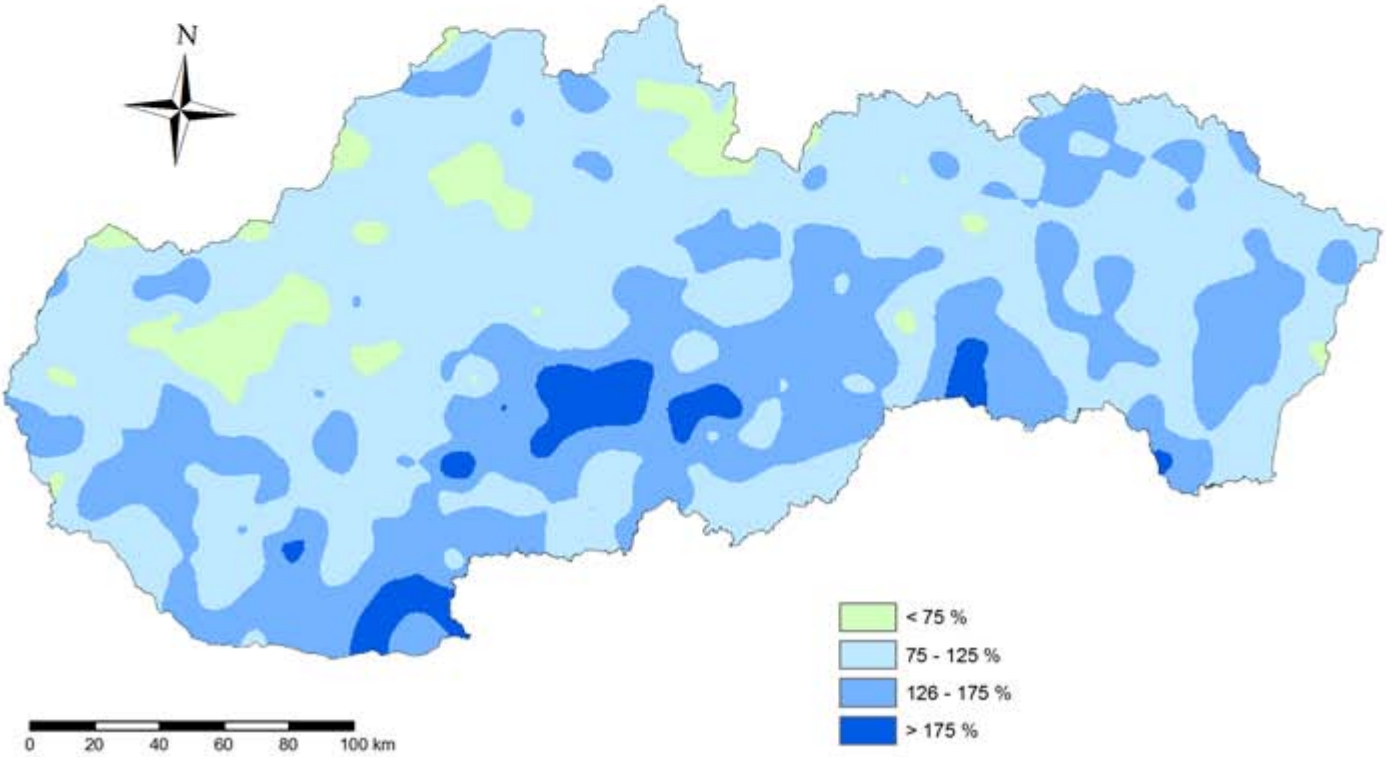

Priemerná denná teplota pôdy na vybraných staniciach SR za 7/2017
Daily means of soil temperature at selected stations of Slovakia during 7/2017

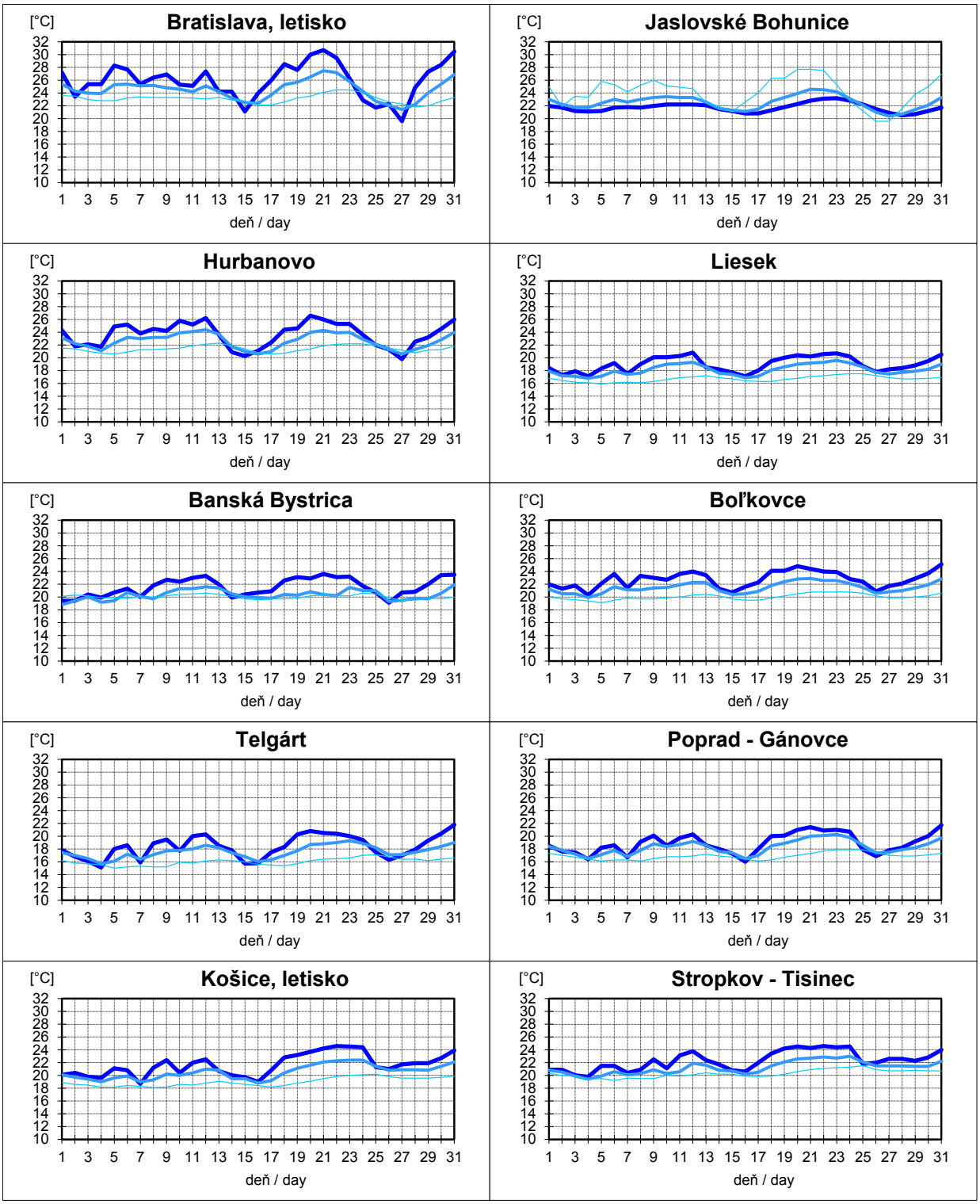

Legenda / Legend (depth of soil):

5 cm — 20 cm — 50 cm

Tab. 4 Pozícia uvedenej meteorologickej charakteristiky za júl 2017 na vybraných staniciach Slovenska v celkovom usporiadaní zostupne od r. 1961
Position of meteorological characteristics of July 2017 sorted downwards at selected stations of Slovakia since 1961

	meteorologická charakteristika / meteorological characteristic											
	t_mpr	tmax_mpr	tmax_mmax	tmin_mpr	tmin_mmin	t7_mpr	t14_mpr	t21_mpr	tprzmin_mpr	tprzmin_mmin	ss_msum	zra_msum
stanica / station	pozícia / position											
ZÁPAD / WEST												
Bratislava, Koliba (BaK)	8	8	12	11	8	8	12	8	13	24	17	42
Bratislava, letisko (BaL)	8	14	23	10	18	7	16	6	7	16	11	22
Piešťany (Pie)	13	13	25	22	22	18	16	8	17	37	17	36
Hurbanovo (Hu)	14	15	16	18	33	17	17	12	20	38	11	19
STRED / MIDDLE												
Čadca (Cad)	25	17	18	43	49	18	21	29	-	-	-	16
Oravská Lesná (OrL)	23	20	15	21	28	21	23	21	-	-	-	11
Sliač (Sli)	23	25	27	18	23	24	23	24	16	12	11	21
Chopok (Cho)	26	26	35	30	24	25	27	25	-	-	19	28
Boľkovce (Bol)	20	16	14	26	44	24	16	20	27	40	12	27
Telgárt (Tel)	27	25	39	33	30	28	27	28	23	27	10	14
VÝCHOD / EAST												
Lomnický štít (LoS)	25	25	30	26	25	25	25	24	-	-	30	21
Poprad (Pop)	24	18	32	27	46	18	23	24	43	53	11	32
Košice (Ke)	23	23	33	28	27	25	25	20	23	21	9	25
Medzilaborce (Med)	28	30	36	9	14	45	30	21	-	-	-	25
Milhostov (Mil)	25	22	35	32	21	25	20	26	34	33	8	26
Kamenica n/C (KnC)	23	24	34	30	30	27	25	22	20	27	8	16

Legenda / Legend:

t_mpr - priemerná mesačná teplota vzduchu / mean monthly air temperature [°C]
tmax_mpr - mesačný priemer maximálnych denných teplôt vzduchu / mean maximum daily temperatures [°C]
tmax_mmax - absolútne maximum teploty vzduchu v mesiaci / absolute maximum air temperature in the month [°C]
tmin_mpr - mesačný priemer minimálnych denných teplôt vzduchu / mean minimum daily temperatures [°C]
tmin_mmin - absolútne minimum teploty vzduchu v mesiaci / absolute minimum air temperature in the month [°C]
t7_mpr - priemerná mesačná teplota vzduchu o 7h / mean air temperature at 7h [°C]
t14_mpr - priemerná mesačná teplota vzduchu o 14h / mean air temperature at 14h [°C]
t21_mpr - priemerná mesačná teplota vzduchu o 21h / mean air temperature at 21h [°C]
tprzmin_mpr - mesačný priemer minimálnych prízemných teplôt vzduchu / mean minimum ground temperatures [°C]
tprzmin_mmin - absolútne prízemné minimum teploty vzduchu / absolute ground temperature [°C]
ss_msum - mesačná suma trvania slnečného svitu / monthly sunshine duration [h]
zra_msum - mesačný úhrn atmosférických zrážok / monthly precipitation total [mm]
- - stanica nepozoruje (nemá kompletné merania) / no (not complete) measurement

Tab. 5 Poradie priemerných mesačných (júl 2017) teplôt vzduchu [°C] na vybraných meteorologických staniciach SR od roku 1961
Order of mean monthly (July 2017) air temperature [°C] at selected meteorological stations of Slovakia since 1961

Por.č.	rok/year	BaK	rok/year	BaL	rok/year	Pie	rok/year	Hu	rok/year	Cad	rok/year	OrL	rok/year	Sli	rok/year	Cho	rok/year	Bol	rok/year	Tel	rok/year	LoS	rok/year	Pop	rok/year	Ke	rok/year	Tis	rok/year	Med	rok/year	Mil	rok/year	KnC
1	2006	23.9	2006	24.6	2015	23.3	2015	24.2	2006	20.0	2006	18.0	2010	22.1	1995	10.9	1994	22.6	1994	17.6	1995	7.5	2015	18.6	1994	22.8	1994	21.2	2002	20.8	1994	23.1	1994	22.0
2	2015	23.8	2015	24.4	2006	22.9	2006	24.0	1994	19.5	1994	17.5	2015	22.0	1994	10.8	2015	22.5	2006	17.3	2006	7.3	1994	18.6	2006	22.4	2002	20.9	2012	20.7	2012	22.7	2002	21.8
3	1994	23.8	1994	23.7	1994	22.4	1994	23.7	2015	19.2	2015	17.5	1994	21.7	2006	10.7	2010	22.2	2010	17.3	2010	6.9	2006	18.5	2012	22.2	2012	20.8	2006	20.5	2002	22.7	2012	21.7
4	1983	23.3	2013	23.6	1995	22.1	1995	23.4	1992	18.8	2010	17.2	2006	21.6	2010	10.3	2007	22.1	2015	17.1	2012	6.8	2010	18.2	2002	22.2	2006	20.6	2010	20.2	1995	22.6	2007	21.4
5	2013	23.1	1983	23.3	2013	22.1	2002	23.3	1999	18.8	2012	17.2	1995	21.5	2015	10.3	2002	22.1	1995	16.9	1994	6.7	1995	18.0	1995	22.1	2010	20.6	1994	19.6	2007	22.5	2015	21.3
6	1995	23.0	1995	23.2	2002	21.7	2010	23.2	2010	18.7	1995	16.8	1983	21.1	2012	10.0	1995	22.0	2002	16.9	2002	6.7	2012	17.9	2007	22.1	2014	20.4	1999	19.5	2006	22.5	2006	21.3
7	2010	22.5	2010	23.2	2012	21.7	2007	23.1	1995	18.7	2002	16.7	2012	21.0	2002	9.5	2006	22.0	2012	16.7	2015	6.6	2007	17.8	2015	22.1	2015	20.3	2014	19.4	2015	22.4	1995	21.2
8	2017	22.1	2017	22.8	2014	21.7	2012	23.1	2012	18.6	2009	16.6	2009	20.9	1963	9.1	2012	21.9	1972	16.5	1963	6.2	2009	17.8	2010	22.0	1995	20.3	2003	19.2	2010	22.0	2016	21.0
9	2007	22.1	2012	22.8	2010	21.7	2013	22.9	1991	18.6	1991	16.5	2013	20.8	2014	9.1	2009	21.7	2007	16.4	2009	6.1	2002	17.7	2009	21.6	2009	20.2	2009	19.2	1999	21.9	2009	20.9
10	2012	21.9	2002	22.6	2007	21.6	1983	22.8	2002	18.5	2014	16.5	2002	20.7	2009	9.1	1983	21.7	2009	16.3	1987	6.0	2016	17.5	2014	21.4	2016	20.1	2007	19.1	2009	21.8	1999	20.8
11	2002	21.8	2007	22.6	1983	21.5	1967	22.5	1983	18.4	2013	16.4	1987	20.6	1967	9.1	1963	21.5	2013	16.3	1967	6.0	1999	17.4	2003	21.3	1972	19.9	1995	19.1	1967	21.8	2010	20.8
12	2016	21.7	2016	22.5	1991	21.3	2009	22.4	1967	18.3	1999	16.4	2003	20.5	2013	9.0	1967	21.4	1967	16.3	2014	5.8	1987	17.3	1999	21.3	1967	19.9	2005	19.1	1972	21.7	2014	20.7
13	1992	21.6	2009	22.3	2017	21.3	2003	22.3	2007	18.2	2016	16.3	2016	20.4	1999	9.0	2003	21.4	2014	16.2	1999	5.7	2014	17.3	2013	21.2	1999	19.9	2015	19.0	2014	21.6	2003	20.4
14	2014	21.6	1991	22.1	1967	21.3	2017	22.3	1987	18.1	1967	16.3	2014	20.4	2007	9.0	2013	21.2	1999	16.2	1992	5.7	2005	17.2	1967	21.2	2007	19.8	1972	18.9	2016	21.5	1987	20.4
15	1967	21.5	1992	22.1	2016	21.3	2016	22.2	2009	18.1	1992	16.3	2007	20.3	1972	8.9	2016	21.2	2003	16.2	2016	5.6	2013	17.1	2016	21.2	1963	19.8	2001	18.9	1963	21.4	1967	20.3
16	2009	21.4	2014	22.1	2009	21.3	2014	22.2	2014	18.0	2007	16.2	1967	20.3	2016	8.8	1987	20.9	2016	16.1	1988	5.6	2008	17.1	1987	21.2	2003	19.6	1967	18.8	1991	21.3	1963	20.2
17	1991	21.3	2003	22.1	2003	21.0	1991	22.1	2013	17.9	1987	16.0	2001	20.1	1991	8.7	2014	20.9	1983	16.1	2007	5.5	2003	17.1	1972	21.0	1991	19.6	1991	18.8	2003	21.3	1991	20.2
18	1976	21.1	1988	21.9	1987	20.8	1987	22.0	1988	17.7	2001	16.0	1988	20.1	1983	8.6	1991	20.7	1987	16.0	1991	5.5	1991	17.1	1963	20.9	1987	19.5	1988	18.7	2013	21.1	2001	20.1
19	1988	21.1	1987	21.8	1999	20.7	1976	22.0	2016	17.7	1983	15.8	1991	20.0	1987	8.6	1988	20.7	2001	16.0	2001	5.4	1983	17.1	1991	20.8	1988	19.5	2013	18.6	1987	21.1	1988	19.9
20	1963	21.0	1967	21.7	1992	20.6	1963	21.8	2005	17.6	1963	15.8	1999	19.7	1992	8.6	2017	20.6	1963	15.9	1972	5.3	1963	17.1	1983	20.5	2005	19.4	1987	18.6	2001	20.8	2005	19.9
21	2003	21.0	1999	21.5	1963	20.6	1999	21.8	2001	17.6	2003	15.8	1963	19.7	2001	8.5	2001	20.6	1991	15.7	2013	5.2	2001	17.0	2005	20.5	2001	19.3	2016	18.5	1964	20.6	2013	19.9
22	1999	20.8	1976	21.4	1988	20.5	2001	21.6	2003	17.5	1972	15.7	1992	19.5	1988	8.5	1999	20.4	2005	15.5	2005	5.2	1967	17.0	2001	20.5	2013	19.2	1963	18.1	1988	20.6	1972	19.7
23	1987	20.6	2008	21.3	2001	20.4	1988	21.6	1963	17.4	2017	15.7	2017	19.5	2005	8.4	2005	20.4	1992	15.5	2003	4.9	1972	16.9	2017	20.4	1964	19.0	1992	18.0	1992	20.6	2017	19.4
24	2008	20.5	1998	21.3	2008	20.4	1992	21.5	1982	17.3	1988	15.5	2005	19.4	2003	8.2	1972	20.3	1988	15.3	2011	4.8	2017	16.8	1988	20.4	2017	18.9	2011	18.0	2005	20.5	1964	19.4
25	1964	20.5	1989	21.3	1976	20.4	1998	21.3	2017	17.3	2005	15.4	2008	19.4	1976	8.1	1976	20.3	2008	15.2	2017	4.8	1992	16.7	1992	20.4	1992	18.8	2004	18.0	2017	20.4	1992	19.3
26	1982	20.5	2001	21.2	1998	20.3	2008	21.2	2008	17.2	2008	15.3	1976	19.3	2017	7.9	2008	20.1	1976	15.2	1983	4.7	1988	16.6	1964	20.2	2011	18.6	2008	17.7	1983	20.3	2004	19.3
27	1985	20.4	2005	21.2	2005	20.2	2005	21.1	1972	17.2	1975	15.0	1998	19.2	2008	7.7	1998	20.1	2017	15.1	2008	4.6	1976	16.5	1976	20.0	1983	18.6	1998	17.6	1976	20.3	2008	19.2
28	1989	20.3	1963	21.2	1969	19.8	1969	21.0	1998	17.1	1982	15.0	2011	19.0	1975	7.6	1992	20.1	1969	14.9	1998	4.3	1975	16.4	2008	19.9	2008	18.5	2017	17.5	1975	20.3	1998	19.0
29	2001	20.3	1985	20.9	1972	19.7	1989	20.9	1985	16.7	1998	15.0	1972	18.9	2011	7.6	1964	19.9	2004	14.8	2004	4.3	1982	16.3	2004	19.8	1975	18.4	1964	17.5	2004	20.3	1983	19.0
30	2005	20.3	2004	20.9	2004	19.6	2004	20.9	1989	16.7	1976	14.8	1982	18.8	1982	7.5	2004	19.8	1964	14.8	1970	4.2	1998	16.2	1975	19.7	1966	18.3	1975	17.4	1982	19.8	2011	18.9
31	1998	20.2	1982	20.8	1982	19.6	1982	20.8	1976	16.6	2011	14.6	1969	18.8	1998	7.4	1982	19.6	1998	14.8	1964	4.1	2011	16.2	2011	19.5	2004	18.3	1966	17.4	1998	19.8	1975	18.9
32	1971	20.1	1973	20.5	1989	19.5	1971	20.7	1975	16.5	2004	14.5	2004	18.6	1964	7.4	1971	19.6	2011	14.7	1976	4.1	1969	15.9	1982	19.4	1976	18.2	1989	17.3	1989	19.8	1989	18.7
33	1969	20.0	1964	20.4	1971	19.3	1964	20.6	1969	16.5	1985	14.5	1975	18.6	1971	7.3	2011	19.5	1982	14.7	1975	3.9	2004	15.8	1998	19.3	1998	18.2	1982	17.3	2008	19.7	1976	18.7
34	2004	19.9	1990	20.3	1975	19.3	1972	20.6	1981	16.4	1969	14.5	1985	18.5	2004	7.2	1969	19.5	1975	14.7	1966	3.6	1964	15.8	1969	19.3	1982	18.2	1983	17.2	2011	19.6	1966	18.7
35	1975	19.8	1972	20.3	1985	19.3	1985	20.6	2004	16.4	1997	14.3	1989	18.3	1969	7.2	1975	19.5	1971	14.7	1969	3.5	1981	15.6	1989	19.3	1981	18.1	1969	17.2	1966	19.6	1981	18.6
36	1972	19.7	1975	20.3	1973	19.1	1975	20.6	1964	16.3	1989	14.2	1986	18.3	1970	7.0	1968	19.4	1985	14.3	1982	3.5	1971	15.5	1986	19.2	1969	18.0	1970	17.1	1969	19.5	1982	18.5
37	1973	19.7	1986	20.2	1964	19.0	1968	20.5	2011	16.2	1981	14.2	1964	18.2	1989	7.0	1985	19.0	1973	14.2	1997	3.4	1985	15.5	1968	19.0	1989	18.0	1981	17.0	1971	19.5	1969	18.3
38	1990	19.6	1971	20.1	1968	18.9	2011	20.3	1990	16.2	1964	14.2	1971	18.0	1985	6.7	1973	19.0	1966	14.2	1989	3.4	1970	15.5	1966	18.8	1971	17.8	1971	16.8	1968	19.4	1970	18.2
39	1986	19.4	1969	20.1	2011	18.8	1970	20.1	1970	16.1	1971	14.1	1981	18.0	1997	6.7	1993	18.9	1989	14.1	1971	3.4	1966	15.4	1973	18.8	1997	17.5	1997	16.8	1970	19.3	1986	18.1
40	1970	19.3	2011	19.9	1970	18.7	1973	20.1	1971	16.1	1970	14.1	1997	18.0	1966	6.6	1990	18.8	1970	14.1	1973	3.4	1973	15.3	1971	18.7	1970	17.4	2000	16.7	1986	19.3	2000	18.1
41	1977	19.3	1981	19.8	1990	18.6	1977	19.8	1973	16.0	1966	13.8	1970	17.9	1990	6.6	1981	18.8	1981	14.0	1990	3.1	1977	15.3	1981	18.7	1986	17.3	1961	16.7	1973	19.3	1961	18.0
42	1981	19.3	1977	19.8	1981	18.6	1981	19.7	1986	15.8	1993	13.8	1990	17.9	1973	6.5	1989	18.8	1990	14.0	1985	3.0	1993	15.2	1990	18.7	1973	17.3	1976	16.7	1990	19.1	1971	17.9
43	1968	18.9	1970	19.8	1993	18.6	1990	19.7	1977	15.8	1973	13.7	1968	17.8	1986	6.2	1986	18.8	1968	13.9	1986	3.0	1989	15.2	1970	18.6	1985	17.3	1986	16.6	1981	19.0	1977	17.9
44	2011	18.8	1993	19.6	1977	18.6	1986	19.6	1997	15.8	1990	13.6	1993	17.7	1981	6.2	1997	18.7	1986	13.9	1981	2.9	1990	15.1	2000	18.5	1968	17.2	1973	16.5	2000	18.9	1965	17.9
45	1993	18.8	1968	19.5	1986	18.5	2000	19.6	1993	15.7	1986	13.6	1973	17.6	1968	6.0	1970	18.6	1997	13.9	1965	2.8	1997	15.0	1985	18.5	1990	17.2	1985	16.4	1997	18.8	1973	17.9
46	1997	18.3	2000	19.4	2000	18.3	1997	19.6	1980	15.6	1968	13.4	2000	17.5	1965	5.9	1977	18.6	1993	13.4	1980	2.5	1980	15.0	1997	18.3	1977	17.2	1965	16.4	1985	18.8	1985	17.8
47	2000	18.2	1997	19.3	1997	18.2	1993	19.6	1968	15.5	2000	13.3	1980	17.2	2000	5.7	2000	18.5	1977	13.4	1993	2.5	1986	14.9	1977	18.2	2000	17.1	1990	16.3	1965	18.7	1993	17.8
48	1996	18.2	1974	18.7	1966	18.1	1974	19.4	1966	15.5	1980	13.2	1977	17.1	1993	5.7	1966	18.5	1980	13.4	1961	2.4	2000	14.8	1961	18.2	1993	17.0	1968	16.2	1961	18.6	1990	17.7
49	1978	18.1	1996	18.6	1974	17.8	1965	19.4	1996	15.3	1977	13.2	1974	17.1	1980	5.5	1961	18.4	2000	13.3	1968	2.4	1974	14.7	1993	18.1	1965	16.9	1980	16.1	1993	18.5	1997	17.7
50	1961	18.1	1965	18.6	1965	17.8	1996	19.2	1965	15.3	1996	13.2	1996	17.0	1974	5.4	1996	18.2	1965	13.2	2000	2.3	1968	14.6	1996	17.8	1980	16.8	1977	15.9	1977	18.4	1968	17.7
51	1962	18.1	1966	18.6	1996	17.7	1962	19.1	2000	15.1	1965	13.2	1966	16.8	1977	5.4	1962	18.1	1974	13.1	1977	2.3	1965	14.4	1965	17.7	1996	16.5	1996	15.9	1980	18.2	1980	17.4
52	1974	18.0	1962	18.6	1961	17.4	1966	18.8	1974	14.9	1974	12.8	1965	16.6	1996	5.3	1965	18.1	1961	13.1	1996	2.2	1961	14.3	1980	17.5	1974	16.5	1993	15.8	1974	18.2	1996	17.4
53	1966	18.0	1984	18.6	1980	17.3	1961	18.8	1984	14.7	1961	12.8	1984	16.6	1961	5.2	1974	18.1	1996	12.9	1974	1.9	1996	14.3	1974	17.5	1978	15.9	1974	15.6	1996	18.1	1974	17.4
54	1965	17.8	1961	18.5	1978	17.1	1980	18.6	1979	14.6	1984	12.5	1961	16.5	1984	4.9	1980	17.9	1962	12.5	1962	1.7	1979	14.0	1962	17.2	1979	15.8	1984	15.0	1962	17.8	1962	16.6
55	1984	17.8	1980	18.5	1962	17.1	1984	18.6	1961	14.6	1979	12.5	1979	16.5	1962	4.9	1984	17.7	1984	12.5	1984	1.7	1978	14.0	1984	17.1	1984	15.6	1978	14.9	1978	17.5	1978	16.5
56	1980	17.7	1978	18.5	1984	16.9	1978	18.5	1978	14.4	1978	12.4	1962	16.4	1978	4.7	1979	17.3	1978	12.3	1978	1.4	1984	13.7	1978	16.8	1961	-	1962	14.9	1979	17.3	1979	16.4
57	1979	17.1	1979	18.0	1979	16.6	1979	18.0	1962	14.3	1962	12.2	1978	16.1	1979	4.3	1978	17.2	1979	12.2	1979	0.6	1962	13.6	1979	16.6	1962	-	1979	14.8	1984	17.2	1984	16.4

Tab. 6 Poradie priemerných mesačných (júl 2017) maxím teplôt vzduchu [°C] na vybraných meteorologických staniciach SR od roku 1961
Order of mean monthly (July 2017) maximum air temperature [°C] at selected meteorological stations of Slovakia since 1961

Por.č.	rok/year	BaK	rok/year	BaL	rok/year	Pie	rok/year	Hu	rok/year	Cad	rok/year	OrL	rok/year	Sli	rok/year	Cho	rok/year	Bol	rok/year	Tel	rok/year	LoS	rok/year	Pop	rok/year	Ke	rok/year	Tis	rok/year	Med	rok/year	Mil	rok/year	KnC
1	2015	30.2	1983	31.1	1994	30.8	2006	31.2	1994	28.7	2006	26.3	2015	30.4	1994	14.8	2015	30.3	1994	23.9	1995	11.7	1994	26.3	1994	29.7	1994	29.9	2006	29.2	1994	30.7	1994	30.1
2	1994	30.2	1994	30.9	2015	30.5	2015	31.1	2015	27.8	2015	25.2	2006	30.0	2006	14.3	1994	30.0	2006	23.7	2006	11.0	2006	25.9	2006	29.1	2006	28.8	1994	28.9	2015	29.7	2015	29.1
3	2006	30.0	2006	30.8	2006	30.3	1994	31.0	2006	27.8	1994	24.8	1994	29.7	1995	14.3	2007	29.9	1995	23.6	2002	11.0	2015	25.9	2007	29.0	2015	28.3	2012	28.1	2012	29.7	2006	29.0
4	1983	29.7	2015	30.7	1995	29.5	2007	30.4	1995	26.9	1995	24.5	2010	29.5	2015	14.3	2006	29.7	2015	23.5	1994	10.8	1995	24.9	2012	28.6	2012	27.9	2002	27.9	1995	29.6	1995	28.8
5	2013	29.0	1995	29.6	1983	29.2	1983	30.3	2012	26.4	2012	24.0	2013	29.0	2010	13.5	2012	29.6	2010	23.1	2015	10.4	2007	24.8	2015	28.5	1995	27.9	1995	27.5	2007	29.6	2012	28.8
6	1995	28.8	2013	29.4	2013	29.1	1995	30.2	2014	26.1	2010	24.0	1995	28.8	2012	13.0	2009	29.2	2002	23.0	2010	10.3	2002	24.5	1995	28.1	2002	27.6	2015	27.1	2006	29.5	2002	28.5
7	2007	28.7	2002	29.1	2002	28.7	2013	29.9	1983	25.8	2013	23.8	1983	28.8	2009	12.9	2002	29.1	2012	22.7	2012	10.2	2012	24.5	1987	28.0	2016	27.5	2014	27.0	2002	29.4	2007	28.4
8	2017	28.5	1988	28.9	2007	28.5	2012	29.9	2010	25.7	1967	23.7	2012	28.8	2002	12.8	1983	28.9	2007	22.6	1963	10.2	2010	24.4	1967	28.0	1963	27.2	2010	26.7	1963	28.8	2016	27.8
9	2010	28.5	2007	28.8	1967	28.4	2002	29.9	2013	25.7	2014	23.7	2009	28.5	2007	12.7	2013	28.8	1983	22.5	1987	10.0	1963	24.2	2009	27.9	2014	27.2	2007	26.7	1967	28.5	1963	27.7
10	2002	28.4	1991	28.8	2012	28.4	1967	29.6	1963	25.7	2002	23.7	2002	28.5	2013	12.7	2010	28.7	2009	22.4	2009	10.0	1987	24.2	2002	27.8	2009	27.2	2009	26.6	2009	28.5	2009	27.7
11	2012	28.3	1976	28.7	2010	28.3	1963	29.3	1967	25.7	2009	23.3	1967	28.5	1967	12.3	1995	28.6	1972	22.3	1992	9.6	2009	24.2	1963	27.6	2010	27.2	2003	26.4	2014	28.2	2010	27.4
12	1988	27.8	2010	28.7	1991	28.0	2009	29.1	2009	25.4	2007	23.0	1963	28.0	1992	12.2	1963	28.6	2013	22.3	1967	9.4	2013	24.1	2010	27.3	2007	27.1	1967	26.3	2016	28.1	1999	27.3
13	2014	27.7	2012	28.7	2017	28.0	2010	29.1	1988	25.2	1992	22.9	2007	28.0	1983	12.1	1976	28.6	1967	22.2	1999	9.3	1983	24.1	2003	27.2	1967	27.0	1992	26.2	1972	28.0	1967	27.3
14	2009	27.6	2017	28.7	2014	27.9	1976	29.0	1992	25.2	1988	22.7	1987	28.0	2016	12.1	1967	28.4	1963	22.1	1988	9.3	2016	24.0	2016	27.2	2013	26.9	1963	26.2	1987	27.8	2003	27.2
15	1992	27.6	1992	28.6	1963	27.6	2017	29.0	2002	25.2	2016	22.6	2014	27.9	1963	12.1	2003	28.2	1987	21.9	2016	9.3	1992	23.9	1972	27.1	1972	26.7	1999	26.2	1999	27.8	2014	27.1
16	2016	27.6	2016	28.2	1976	27.6	2014	28.9	2016	25.0	1963	22.5	2016	27.8	1972	12.0	2017	28.1	2003	21.8	2007	9.1	1967	23.8	2013	26.9	1992	26.2	2013	26.2	2010	27.7	1987	27.1
17	1967	27.5	1967	28.2	2016	27.6	1991	28.8	2017	24.8	1999	22.4	1976	27.8	1987	12.0	1988	28.0	2014	21.8	1991	9.1	2003	23.6	1988	26.8	1987	26.1	1987	26.1	2013	27.6	1988	27.0
18	1991	27.3	2009	28.0	2009	27.5	1988	28.7	1987	24.8	1987	22.4	1992	27.6	1999	11.8	1987	27.8	1976	21.6	2014	9.0	2017	23.6	1992	26.7	1988	26.1	2005	26.1	1992	27.4	2013	26.8
19	1976	27.1	2014	27.9	1992	27.4	2003	28.5	2007	24.7	1983	22.4	1988	27.5	2014	11.8	2016	27.8	1999	21.6	2005	8.8	2014	23.5	1983	26.7	1999	26.0	1988	25.7	2003	27.3	1991	26.7
20	1963	27.0	1963	27.8	1988	27.4	2016	28.4	1976	24.5	2017	22.1	2003	27.3	1991	11.7	2014	27.7	2016	21.5	2001	8.8	1976	23.4	2005	26.7	2003	26.0	1972	25.5	1964	27.3	1976	26.6
21	2003	27.0	1987	27.8	1999	27.1	2001	28.1	1991	24.5	2003	22.0	1991	27.1	1976	11.7	2005	27.5	1992	21.5	2013	8.5	1988	23.3	2014	26.7	2005	26.0	1991	25.5	1988	27.2	1972	26.5
22	1964	26.4	1989	27.5	2003	27.1	1999	28.1	1982	24.5	2005	21.9	1972	26.7	1988	11.7	1972	27.5	2001	21.4	2003	8.4	2008	23.2	1964	26.4	2017	25.8	2001	25.4	2017	27.1	2005	26.5
23	1999	26.3	2003	27.4	1987	26.8	1987	28.1	1975	24.2	2001	21.8	2001	26.5	2005	11.2	1992	27.2	1988	21.3	1972	8.3	1972	23.1	2017	26.4	1991	25.7	2016	25.3	2005	27.0	1992	26.5
24	1987	26.3	1985	27.2	2001	26.8	1964	27.9	1999	24.1	1991	21.7	1999	26.5	2001	11.1	1971	27.0	2005	21.0	1983	8.2	1964	23.1	1976	26.4	1983	25.7	1976	25.1	2001	26.9	2017	26.4
25	2001	26.2	1982	27.2	1989	26.7	1969	27.9	1964	23.7	1972	21.6	2017	26.5	2003	11.1	1991	27.0	2017	21.0	2017	8.2	1999	23.1	1999	26.3	1976	25.7	1989	24.8	1976	26.8	1964	26.0
26	2005	26.2	1964	27.2	2008	26.7	1992	27.8	1985	23.7	1976	21.5	2005	26.4	2017	11.0	1998	26.8	1998	20.7	2011	7.8	2005	23.0	1991	25.9	1964	25.6	1975	24.8	1961	26.7	2001	25.9
27	1985	26.1	1999	27.0	1969	26.6	2005	27.6	1969	23.7	1982	21.4	1964	26.3	2008	10.8	1964	26.8	1964	20.7	1998	7.7	2001	23.0	2001	25.9	2001	25.4	1983	24.8	1991	26.7	1975	25.8
28	2008	26.1	2001	26.9	1982	26.4	1971	27.6	2005	23.6	2008	21.3	1969	26.2	1975	10.6	2008	26.7	1982	20.6	1976	7.6	1982	22.3	1975	25.6	1982	25.1	2004	24.6	1983	26.6	1983	25.7
29	1989	26.1	1972	26.9	2005	26.4	2008	27.6	1972	23.6	1969	20.9	2008	26.1	1982	10.5	1999	26.7	1991	20.5	2008	7.6	1998	22.3	1989	25.6	1971	25.0	1964	24.5	2004	26.4	1989	25.7
30	1969	25.9	1969	26.8	1972	26.3	1989	27.4	1989	23.5	1998	20.7	1982	26.1	1964	10.4	2001	26.7	1975	20.4	2004	7.5	1969	22.2	1986	25.3	1975	24.9	2017	24.4	1975	26.2	2004	25.5
31	1982	25.8	2005	26.8	1964	26.1	1982	27.4	2003	23.4	1985	20.6	1998	25.8	1998	10.4	2004	26.5	1971	20.4	1964	7.4	1975	22.2	2008	25.3	1966	24.7	1982	24.3	1969	26.1	2008	25.0
32	1998	25.8	1973	26.8	1971	26.1	1972	27.2	2001	23.4	1964	20.6	1971	25.8	1990	10.2	1982	26.4	1969	20.3	1970	7.2	1991	22.2	1982	25.2	1989	24.7	2008	24.2	1989	26.1	1998	24.8
33	1973	25.7	1977	26.7	1998	26.0	1985	27.2	1970	23.3	2004	20.6	1975	25.7	1985	10.1	1968	26.2	2008	20.1	1990	7.1	1971	22.0	2004	25.2	2008	24.7	1971	24.1	1971	25.9	1969	24.7
34	1971	25.6	2008	26.7	1985	25.9	1998	27.1	1981	23.1	1989	20.5	1989	25.6	1969	10.1	1969	26.1	2004	20.0	1966	6.7	1985	21.9	1961	25.0	2004	24.6	1998	23.9	1966	25.9	2011	24.7
35	1990	25.6	1998	26.7	1975	25.7	1968	26.9	2008	23.1	1971	20.4	1985	25.6	1971	10.0	1975	26.1	1985	19.9	1975	6.7	1989	21.8	1969	25.0	1969	24.5	1990	23.9	2008	25.7	1982	24.6
36	1977	25.4	1971	26.7	1977	25.5	2004	26.9	1986	23.0	1975	20.3	1986	25.4	2011	10.0	1985	25.9	1989	19.9	1989	6.7	1966	21.5	1971	24.9	2011	24.4	1966	23.8	1968	25.6	1966	24.6
37	2004	25.3	1986	26.6	2004	25.5	1986	26.6	1998	22.7	1981	20.1	2004	25.0	2004	10.0	1986	25.9	1990	19.8	1985	6.4	2004	21.5	1968	24.9	1968	24.1	1969	23.6	1982	25.5	1986	24.6
38	1986	25.2	1990	26.6	1981	25.4	1975	26.5	1971	22.7	1986	19.9	1968	24.9	1970	9.5	1989	25.8	1973	19.7	1997	6.4	2011	21.4	1985	24.9	1998	24.0	1986	23.6	1986	25.5	1971	24.5
39	1972	25.2	1975	26.4	1973	25.4	1981	26.4	1977	22.6	1966	19.8	2011	24.9	1989	9.5	1990	25.7	1970	19.5	1982	6.3	1977	21.4	1998	24.8	1985	24.0	1985	23.5	1990	25.5	1961	24.5
40	1981	25.2	1981	26.3	1990	25.3	1990	26.4	2004	22.4	1970	19.8	1990	24.9	1966	9.3	1973	25.7	1966	19.5	1969	6.3	1993	21.2	2011	24.8	1981	23.8	2011	23.5	1970	25.4	1973	24.2
41	1975	25.1	1970	25.9	1968	25.1	1993	26.3	1993	22.4	2011	19.7	1973	24.8	1973	9.2	2011	25.6	2011	19.4	1986	6.2	1990	21.1	1990	24.7	1986	23.8	1981	23.1	1998	25.4	1990	24.2
42	1993	25.1	2004	25.7	1986	25.0	1977	26.1	1973	22.3	1990	19.3	1981	24.7	1981	9.2	1981	25.5	1981	19.4	1981	6.1	1981	21.1	1966	24.7	1990	23.7	1968	23.0	1973	25.3	1985	24.2
43	1968	24.9	1993	25.7	1993	24.8	1973	26.1	1966	22.1	1997	19.3	1970	24.7	1986	9.1	1977	25.5	1986	19.4	1961	6.1	1970	21.1	1973	24.4	1973	23.5	1961	23.0	2011	25.3	1981	24.1
44	1970	24.9	1968	25.7	1970	24.7	1962	25.9	1990	21.9	1993	19.3	1993	24.6	1997	9.1	1993	25.5	1977	19.2	1971	6.1	1986	20.9	1993	24.1	1993	23.4	1970	22.9	1993	25.2	1970	24.0
45	1961	24.3	1978	25.4	1978	24.3	1970	25.9	2011	21.9	1977	19.2	1977	24.3	1993	8.8	1961	25.1	1968	19.2	1973	6.0	1961	20.9	1977	24.1	1970	23.4	1997	22.7	1985	25.2	1968	23.9
46	2000	24.0	1961	25.4	2000	24.2	2000	25.9	1961	21.8	1973	19.0	1966	24.1	1968	8.7	2000	24.9	1997	19.1	1965	5.9	1973	20.8	1970	24.0	1997	23.2	1973	22.7	1981	24.8	1977	23.8
47	1962	24.0	1974	25.0	1965	24.2	1997	25.8	1962	21.8	1996	19.0	1997	24.0	1961	8.5	1970	24.7	1993	18.9	2000	5.6	1968	20.8	1981	24.0	1977	23.2	1993	22.7	1965	24.6	1993	23.7
48	1974	24.0	1962	25.0	1996	24.1	1961	25.8	1996	21.6	1968	18.8	1961	23.8	1977	8.5	1966	24.7	2000	18.9	1993	5.5	2000	20.7	2000	23.9	1965	22.9	1977	22.6	1997	24.6	1997	23.6
49	1978	23.9	1984	24.9	1997	24.0	1996	25.7	1978	21.5	2000	18.7	1962	23.7	1965	8.3	1997	24.7	1961	18.8	1977	5.5	1996	20.5	1996	23.6	2000	22.9	2000	22.5	2000	24.5	2000	23.6
50	2011	23.9	2000	24.8	1962	23.8	1974	25.5	1965	21.5	1965	18.5	2000	23.6	1974	8.2	1996	24.5	1974	18.1	1996	5.4	1997	20.4	1997	23.6	1996	22.8	1996	22.3	1977	24.4	1996	23.5
51	1996	23.5	2011	24.6	1974	23.8	2011	25.4	1968	21.5	1978	18.4	1996	23.4	2000	8.1	1962	24.5	1980	18.1	1980	5.0	1978	20.3	1974	23.1	1978	22.2	1984	22.0	1996	24.2	1965	23.2
52	1984	23.5	1996	24.6	2011	23.7	1966	25.1	1974	21.4	1961	18.3	1974	23.1	1996	8.0	1974	24.2	1984	18.0	1968	4.9	1965	20.0	1984	23.1	1974	22.0	1965	22.0	1962	24.2	1974	22.9
53	1965	23.3	1980	24.4	1966	23.6	1984	25.0	2000	20.8	1962	18.1	1965	23.1	1984	7.9	1984	24.0	1996	18.0	1962	4.8	1984	20.0	1965	23.1	1984	21.9	1978	21.9	1974	24.1	1978	22.7
54	1997	23.2	1965	24.2	1961	23.6	1978	25.0	1979	20.7	1980	17.7	1984	22.9	1962	7.6	1965	23.8	1965	17.8	1984	4.7	1974	19.8	1962	22.8	1980	21.8	1974	21.6	1978	23.3	1962	22.6
55	1980	23.2	1997	24.1	1984	23.0	1965	24.8	1997	20.5	1984	17.7	1978	22.9	1978	7.5	1980	23.7	1962	17.8	1974	4.5	1962	19.6	1978	22.7	1979	21.0	1980	21.5	1980	23.2	1980	22.6
56	1966	23.1	1966	24.1	1980	22.8	1980	24.2	1984	20.0	1974	17.2	1979	22.5	1980	7.5	1979	23.6	1978	17.7	1978	4.4	1980	19.5	1980	22.5	1961	-	1962	21.2	1984	23.0	1984	22.2
57	1979	21.9	1979	24.0	1979	22.1	1979	23.8	1980	19.9	1979	17.2	1980	22.5	1979	6.8	1978	23.5	1979	17.3	1979	3.0	1979	18.9	1979	21.7	1962	-	1979	20.7	1979	22.3	1979	21.8

Tab. 7 Poradie absolútnych mesačných (júl 2017) maxím teploty vzduchu [°C] usporiadaných zostupne na vybraných staniciach SR od roku 1961
Order of absolute monthly (July 2017) maximum air temperature [°C] at selected stations of Slovakia since 1961

Por.č.	rok/year	BaK	rok/year	BaL	rok/year	Pie	rok/year	Hu	rok/year	Cad	rok/year	OrL	rok/year	Sli	rok/year	Cho	rok/year	Bol	rok/year	Tel	rok/year	LoS	rok/year	Pop	rok/year	Ke	rok/year	Tis	rok/year	Med	rok/year	Mil	rok/year	KnC
1	2007	38.9	2007	38.2	2007	38.2	2007	40.3	1988	35.8	2013	33.1	2007	37.8	2007	22.2	2007	39.2	2007	30.3	2005	18.0	2007	34.8	2007	38.5	1994	36.0	2012	35.7	2007	38.2	2007	37.3
2	2015	37.7	2015	37.1	2015	36.6	2015	37.9	2015	35.5	2007	33.0	2015	37.4	1994	20.7	2012	37.6	2012	30.2	1995	17.8	2015	32.8	2012	36.3	2015	35.8	2007	35.3	1994	37.3	2015	36.7
3	1988	37.0	2013	37.0	2013	36.5	1968	37.5	2013	35.0	2015	32.6	2012	36.8	2015	20.2	2015	36.5	1994	30.0	2007	17.6	1994	32.7	2015	35.6	1971	35.1	1994	35.0	2015	37.2	1994	36.2
4	2013	36.9	1994	36.6	1994	36.4	2012	37.3	2007	34.4	2012	32.0	2013	36.7	2012	20.0	1983	36.4	2010	29.8	2002	17.5	2012	32.4	1994	35.4	1968	35.0	2015	35.0	2012	37.0	2012	36.0
5	2001	36.2	1983	36.5	2012	36.4	2013	37.1	1994	34.1	1994	31.5	1988	35.4	2013	19.9	2013	36.2	2002	29.3	1998	17.4	2005	32.1	1968	35.2	2012	34.9	2013	34.6	2002	36.1	2002	35.7
6	2012	36.1	1988	36.5	1968	35.7	2001	36.6	2012	33.8	2006	31.2	2010	35.4	1984	19.8	1994	36.0	2015	29.2	1987	17.3	1984	32.0	1987	34.9	2007	34.8	2002	34.5	2013	36.1	2013	35.5
7	1983	36.0	2012	36.3	1988	35.6	1994	36.1	1968	33.5	2009	31.2	1983	35.3	1992	19.7	1968	35.8	1983	29.0	2015	17.0	2013	31.8	2002	34.9	2013	34.8	2005	33.7	1963	35.8	1971	34.4
8	1968	35.6	1968	36.2	2001	35.4	2005	36.1	2010	33.5	2010	31.2	1994	35.2	1998	19.5	2002	35.6	1968	28.4	2009	16.9	2009	31.7	1963	34.8	1964	34.2	2006	33.7	1961	35.5	1999	34.2
9	1994	35.4	2001	35.7	2006	35.1	1983	36.0	1989	33.4	1992	30.8	2003	35.2	1988	19.4	2005	35.6	1969	28.4	1976	16.6	1988	31.1	2013	34.5	1963	33.8	1999	33.5	1968	35.5	1963	34.1
10	2006	35.3	2006	35.5	2003	35.0	2002	36.0	1963	33.1	2005	30.7	2016	35.2	2010	19.4	2011	34.8	1971	28.4	1994	16.6	1998	31.1	1964	34.0	2010	33.6	1963	33.4	1964	34.8	1991	34.1
11	2010	35.2	2005	35.4	2010	35.0	2010	36.0	1987	33.1	1988	30.5	2006	35.0	2006	19.1	2003	34.7	2013	28.4	2011	16.6	1987	31.0	1988	34.0	2016	33.6	1991	33.2	1971	34.8	2005	34.1
12	2017	35.1	2002	35.3	2002	34.9	1988	35.8	1976	32.6	2003	30.4	1968	34.5	1983	19.0	1988	34.6	2003	27.9	2016	16.6	1992	30.9	2005	33.9	2006	33.2	2001	33.1	2001	34.7	1968	34.0
13	2005	35.0	1976	35.0	1983	34.7	2006	35.7	1998	32.6	1998	30.2	2002	34.5	2009	19.0	2009	34.4	2005	27.8	2012	16.5	2010	30.9	1971	33.8	1988	33.0	2010	33.1	1962	34.5	1964	33.8
14	2002	34.8	1991	35.0	1969	34.6	2011	35.6	2009	32.6	2011	30.1	2005	34.5	2011	18.8	2017	34.4	1984	27.7	1984	16.3	2011	30.9	2006	33.7	2002	33.0	1971	33.0	2005	34.5	1987	33.7
15	1998	34.5	2010	35.0	1998	34.5	1991	35.4	1984	32.4	2017	30.1	2011	34.5	1967	18.7	2010	34.0	1988	27.7	2010	16.2	2000	30.8	2001	33.5	2005	33.0	2016	33.0	1987	34.2	1988	33.7
16	2016	34.5	1992	34.9	2005	34.5	2017	35.4	2006	32.4	2001	29.8	1969	34.3	1972	18.7	1976	33.8	2009	27.7	2013	16.2	1963	30.6	2009	33.4	1967	32.8	2003	32.9	2004	34.1	2010	33.4
17	1999	34.4	1969	34.6	1990	34.4	2003	35.3	1964	32.2	2016	29.7	2009	34.0	1968	18.6	2016	33.8	1987	27.6	1988	15.8	1983	30.6	1961	33.1	1991	32.7	1962	32.7	1999	34.0	2011	33.4
18	2003	34.1	2016	34.6	1991	34.3	1964	35.0	2017	32.1	2002	29.6	1963	33.6	1969	18.6	1963	33.6	1992	27.6	1964	15.4	1976	30.5	2000	33.1	1999	32.6	1987	32.7	2006	34.0	1961	33.3
19	1976	33.8	1990	34.5	1964	34.1	1969	34.9	1983	31.7	1963	29.5	1967	33.6	2005	18.4	1998	33.6	2001	27.4	1975	15.4	1967	30.3	2003	33.1	2011	32.6	2004	32.6	2011	34.0	2004	33.3
20	1969	33.7	1998	34.5	1963	34.0	1999	34.9	2002	31.7	1983	29.3	1976	33.6	1995	18.3	2001	33.6	2011	27.4	1999	15.4	2002	30.3	2010	33.1	1987	32.5	1964	32.5	1988	33.9	1998	33.2
21	1990	33.7	1999	34.3	2016	34.0	2004	34.9	2005	31.7	1984	29.2	1998	33.6	1971	18.2	1990	33.5	1963	27.3	1968	15.2	1964	30.2	2011	32.9	2009	32.5	1988	32.5	2016	33.9	2003	33.2
22	1984	33.6	2011	34.2	1999	33.9	1976	34.8	1965	31.6	1987	29.0	1984	33.5	1987	18.2	2008	33.4	2006	27.3	1993	15.2	1968	30.2	1976	32.8	2003	32.4	1998	32.5	1972	33.8	2006	33.2
23	1991	33.6	2017	34.2	1976	33.8	1998	34.8	1969	31.6	1991	29.0	1990	33.5	1990	18.0	1964	33.3	1961	27.2	1992	15.1	2008	30.1	1967	32.6	1972	32.3	1990	32.2	2003	33.6	2001	33.1
24	1961	33.5	1987	34.1	2004	33.8	2008	34.8	1985	31.6	1999	29.0	1992	33.4	1999	17.9	2000	33.1	1998	27.2	2006	15.1	1971	29.9	1998	32.6	2014	32.1	1968	32.0	2010	33.6	2009	33.0
25	1964	33.4	1962	34.0	2017	33.7	2000	34.7	1992	31.6	2004	28.9	1987	33.1	2003	17.8	2006	33.1	2000	27.1	1963	14.9	2006	29.9	1999	32.5	1998	32.0	1984	32.0	2014	33.4	2016	32.9
26	1992	33.4	1984	34.0	1965	33.4	1962	34.6	1991	31.5	2014	28.6	2008	33.1	1976	17.6	1987	33.0	1964	26.8	1991	14.9	2016	29.9	2016	32.5	2001	31.8	2011	32.0	2000	33.3	1995	32.8
27	1962	33.1	2003	34.0	2009	33.4	1963	34.5	2003	31.5	1965	28.5	2017	33.1	1991	17.6	1991	33.0	1967	26.7	1985	14.7	1995	29.8	1983	32.4	2004	31.7	2014	32.0	1967	33.2	1989	32.5
28	2014	33.1	1989	33.9	1995	33.2	1992	34.3	2016	31.5	1968	28.5	2001	33.0	2002	17.6	1993	33.0	1972	26.7	1961	14.6	2003	29.7	1972	32.2	1990	31.5	2009	31.9	1995	33.2	1972	32.4
29	1963	33.0	1972	33.7	2014	33.2	1984	34.2	1967	31.4	1971	28.5	1964	32.8	1961	17.4	1962	32.8	1976	26.6	2001	14.5	1969	29.6	1991	32.2	1992	31.5	1989	31.7	2009	33.2	1976	32.2
30	1985	33.0	1964	33.6	1992	33.0	2014	34.2	1971	31.4	1990	28.5	2000	32.8	1963	17.4	1967	32.8	2004	26.6	2017	14.5	1993	29.5	1995	32.2	1995	31.5	1961	31.2	1991	33.1	2014	32.2
31	2009	33.0	1963	33.5	1967	32.9	2016	34.2	1962	31.3	1985	28.4	1962	32.7	2000	17.4	1969	32.8	1989	26.5	2003	14.3	2004	29.5	2014	32.1	2017	31.5	1981	31.2	1992	33.1	2000	32.1
32	1970	32.9	1982	33.4	1971	32.9	1985	34.1	1961	31.2	1964	28.2	1991	32.7	1962	17.3	1984	32.8	1962	26.4	1967	14.2	2017	29.5	1992	32.0	2008	31.3	1972	31.0	1996	33.0	1967	31.9
33	2011	32.9	1961	33.3	1989	32.8	1990	34.1	1970	31.0	1969	28.2	2014	32.7	1964	17.3	2004	32.8	1990	26.4	1990	14.2	1991	29.4	2017	31.9	1981	31.2	1975	31.0	1998	32.9	1962	31.8
34	1967	32.7	1985	33.3	1984	32.7	2009	34.1	1972	31.0	1972	28.2	1993	32.6	2004	17.0	1974	32.7	1991	26.4	2004	14.2	1961	29.3	1996	31.8	1982	31.2	1995	31.0	1989	32.6	2017	31.7
35	1986	32.7	1986	33.2	1972	32.5	1974	34.0	1982	31.0	1989	28.2	1972	32.4	2017	16.9	1961	32.6	1995	26.4	1983	14.0	1962	29.2	2004	31.8	1983	31.2	1976	30.8	2017	32.6	1996	31.6
36	1973	32.6	1995	33.2	2000	32.2	1987	33.7	2001	31.0	1995	28.2	2004	32.3	2008	16.8	1996	32.5	1999	26.3	1971	13.6	1989	28.8	1962	31.6	1989	31.2	2017	30.8	1973	32.4	2008	31.6
37	1989	32.6	2009	33.2	2008	32.2	1993	33.7	2004	31.0	1967	28.0	1995	32.2	2016	16.8	1999	32.5	1965	26.1	1965	13.4	1990	28.7	1986	31.6	1966	31.1	1992	30.7	1974	32.3	1981	31.5
38	1995	32.6	1967	33.1	2011	32.1	1995	33.7	1995	30.8	1976	27.7	1999	32.2	1982	16.4	1971	32.2	2016	26.0	1972	13.4	1999	28.7	1989	31.6	1969	31.0	2008	30.6	1990	32.3	1986	31.5
39	2004	32.6	2000	33.1	1987	32.0	1961	33.6	2014	30.8	2000	27.6	1961	32.1	1989	16.4	1989	32.2	2017	25.9	1962	13.2	2001	28.6	1990	31.6	1984	30.9	1966	30.5	1976	32.2	1992	31.5
40	1974	32.5	2004	33.1	1973	31.8	1967	33.6	1986	30.6	2008	27.6	1971	32.0	1993	16.2	1995	32.2	1966	25.7	1970	13.2	1975	28.4	1984	31.5	1996	30.6	1969	30.5	2008	32.2	1990	31.4
41	1982	32.4	1979	33.0	1985	31.7	1971	33.4	1999	30.4	1986	27.2	1986	31.9	2014	16.1	1982	32.1	1974	25.7	2000	13.2	1974	27.9	1969	31.4	1976	30.4	1996	30.4	1986	32.1	1974	31.2
42	1993	32.2	1971	32.7	1962	31.6	1989	33.3	2011	30.0	1961	27.0	1989	31.9	1975	16.0	2014	31.9	1996	25.5	2014	13.1	1982	27.8	2008	31.4	1986	30.4	1986	30.3	1966	31.6	1983	31.0
43	2000	31.8	1970	32.6	1970	31.6	1972	33.1	2008	29.8	1962	27.0	1982	31.4	1970	15.8	1972	31.8	2008	25.5	1969	13.0	1985	27.7	1982	31.0	2000	30.4	1967	30.2	1969	31.6	1984	31.0
44	1972	31.7	1973	32.6	1986	31.6	1982	33.0	1975	29.7	1970	27.0	1985	31.2	1986	15.8	1992	31.8	2014	25.4	1974	13.0	1996	27.7	1985	31.0	1993	30.2	1982	30.2	1982	31.6	1969	30.9
45	1981	31.7	1993	32.6	1974	31.5	1970	32.7	1993	29.7	1993	27.0	1965	31.0	2001	15.8	1973	31.6	1982	25.2	1981	12.7	1965	27.6	1966	30.9	1965	30.1	2000	30.2	1984	31.6	1975	30.8
46	1987	31.5	2014	32.5	1993	31.5	1973	32.7	1973	29.6	1982	26.4	1974	31.0	1965	15.6	1985	31.6	1985	25.1	1989	12.7	1966	27.6	1974	30.9	1974	30.0	1983	30.1	1993	31.4	1973	30.7
47	1977	31.4	1974	32.4	1961	31.4	1986	32.7	1978	29.6	1966	26.3	1975	30.6	1974	15.4	1986	31.6	1993	25.0	1973	12.6	1986	27.6	1993	30.7	1975	30.0	1974	30.0	1975	31.2	1993	30.7
48	2008	31.4	1965	32.1	1982	31.3	1997	32.7	1974	29.5	1977	26.2	1973	30.5	1985	15.3	1965	31.4	1975	24.8	1986	12.6	1972	27.2	1981	30.6	1970	29.6	1993	29.5	1981	31.2	1966	30.6
49	1965	31.2	1978	32.1	1981	31.2	1965	32.5	1990	29.5	1996	26.2	1996	30.5	1973	14.7	1981	31.0	1986	24.8	1997	12.3	2014	27.2	1973	30.1	1973	29.6	1970	29.0	1983	31.1	1982	30.6
50	1971	31.1	2008	31.9	1975	31.1	1996	32.3	1966	29.3	1978	26.0	1981	30.3	1966	14.6	1997	30.2	1970	24.7	1996	12.2	1981	26.8	1975	30.0	1985	28.9	1973	29.0	1985	31.1	1965	30.0
51	1978	30.9	1981	31.5	1978	31.0	1966	32.0	1996	29.3	1997	26.0	1966	30.0	1977	14.3	1966	30.0	1981	24.4	2008	12.2	1973	26.3	1970	29.7	1997	28.6	1985	29.0	1965	31.0	1970	29.6
52	1979	30.4	1975	31.4	1977	30.4	1981	31.8	2000	29.2	1973	25.8	1970	30.0	1996	14.1	1970	30.0	1997	24.1	1977	11.8	1970	26.1	1965	29.2	1978	28.0	1965	28.8	1970	31.0	1985	29.4
53	1975	29.8	1977	30.8	1997	30.4	1975	31.1	1981	29.0	1981	25.7	1997	29.3	1981	14.0	1975	29.6	1973	23.6	1982	11.8	1977	26.1	1997	28.4	1977	27.2	1997	28.0	1997	29.2	1997	29.3
54	1997	29.8	1966	30.6	1966	30.2	1979	31.0	1977	28.4	1975	25.5	1979	28.7	1997	14.0	1979	29.4	1978	23.4	1966	11.2	1979	25.9	1978	28.1	1979	27.0	1978	26.8	1979	29.1	1978	28.0
55	1966	29.7	1996	30.5	1996	30.1	1977	30.5	1979	27.4	1974	25.0	1978	28.6	1978	13.3	1977	29.3	1977	23.3	1980	10.3	1978	25.6	1979	28.0	1980	26.5	1977	26.6	1980	29.0	1980	28.0
56	1996	29.5	1997	30.1	1980	28.0	1978	30.4	1980	26.2	1979	23.5	1977	27.8	1979	12.4	1978	29.0	1979	23.3	1978	10.1	1997	25.6	1977	27.7	1961	-	1979	26.5	1978	28.8	1979	27.7
57	1980	28.8	1980	29.0	1979	27.7	1980	29.0	1997	26.2	1980	22.8	1980	27.3	1980	11.6	1980	27.4	1980	21.7	1979	9.5	1980	24.1	1980	27.3	1962	-	1980	26.2	1977	28.5	1977	27.5

Tab. 8 Poradie priemerných mesačných (júl 2017) miním teplôt vzduchu [°C] na vybraných meteorologických staniciach SR od roku 1961
Order of mean monthly (July 2017) minimum air temperature [°C] at selected meteorological stations of Slovakia since 1961

Por.č.	rok/year	BaK	rok/year	BaL	rok/year	Pie	rok/year	Hu	rok/year	Cad	rok/year	OrL	rok/year	Sli	rok/year	Cho	rok/year	Bol	rok/year	Tel	rok/year	LoS	rok/year	Pop	rok/year	Ke	rok/year	Tis	rok/year	Med	rok/year	Mil	rok/year	KnC
1	1994	18.8	2012	17.9	2012	16.1	2012	17.3	1999	13.2	2012	11.4	2010	15.6	2006	8.0	2010	15.9	2010	12.3	1995	4.6	2010	12.4	2010	16.6	2010	14.8	2012	14.2	2010	16.8	2002	15.1
2	2006	18.7	2006	17.6	2010	15.8	2015	17.1	1991	12.8	2010	10.8	2012	14.8	1994	8.0	2012	15.4	1999	12.2	2006	4.3	2012	12.1	1972	16.4	2002	14.7	2002	14.0	1999	16.7	2001	15.0
3	2015	17.9	2010	17.1	2014	15.6	2010	17.1	2012	12.6	2001	10.7	2014	14.5	2010	7.8	1999	15.0	2012	11.9	1994	4.3	1999	12.1	2002	16.3	2012	14.7	2014	13.8	2002	16.3	2010	15.0
4	1995	17.9	2015	17.1	2015	15.5	2006	16.7	2002	12.5	1999	10.7	2001	14.4	1995	7.7	2014	14.9	1994	11.9	2010	4.3	2014	12.0	2012	16.3	2014	14.7	1972	13.7	1972	16.2	2012	14.7
5	2010	17.6	2014	17.0	2006	15.4	1994	16.7	2010	12.5	2003	10.7	2015	14.3	2012	7.4	2001	14.9	2014	11.4	2012	4.0	1972	12.0	1999	16.2	2001	14.6	2001	13.6	2012	16.1	1999	14.4
6	1983	17.5	1995	16.9	1995	15.3	2014	16.5	2003	12.4	1991	10.6	1999	13.9	2015	7.4	1972	14.8	2002	11.3	1972	3.6	2001	11.9	2003	15.7	2003	14.6	2003	13.4	1995	16.1	2011	14.4
7	2012	17.3	2016	16.8	1994	15.2	1995	16.3	2005	12.4	2014	10.6	2003	13.8	1972	7.0	2015	14.7	2015	11.3	1963	3.5	2009	11.7	1991	15.7	1999	14.4	2016	13.3	2003	15.7	2003	14.4
8	2013	17.3	2003	16.8	2002	15.1	2002	16.2	2006	12.4	2011	10.6	2016	13.8	1963	6.8	2002	14.7	1995	11.2	2015	3.3	2015	11.7	2014	15.6	1972	14.4	1999	13.1	1991	15.7	2014	14.3
9	2016	16.9	1994	16.8	2001	14.9	1999	16.1	2001	12.4	2002	10.5	2011	13.7	2014	6.8	1995	14.6	2001	11.2	2002	3.2	2005	11.5	2006	15.6	1991	14.2	2017	13.1	2001	15.7	1972	14.1
10	2014	16.7	2017	16.8	1999	14.8	2016	16.0	1998	12.3	2016	10.5	2002	13.7	1999	6.7	2003	14.5	1991	11.2	2001	3.1	2008	11.5	2016	15.6	2011	13.9	2010	13.1	1994	15.6	2016	14.1
11	2017	16.7	2013	16.7	2003	14.7	2003	15.9	1982	12.1	2009	10.3	2009	13.5	2002	6.6	2016	14.4	1972	11.1	1999	3.1	2016	11.5	1995	15.5	2009	13.9	2011	13.0	2014	15.4	2005	13.8
12	2002	16.5	2002	16.6	1983	14.6	2001	15.8	1972	12.0	2015	10.3	2006	13.5	2009	6.5	1994	14.4	2006	11.1	1967	3.1	1991	11.2	2009	15.4	2005	13.7	2005	12.6	2006	15.1	2009	13.8
13	1991	16.5	1999	16.5	1972	14.6	1987	15.8	2008	11.9	2005	9.9	1995	13.4	1967	6.2	1963	14.4	1967	10.9	2014	3.0	2002	11.2	2015	15.3	2016	13.7	2015	12.5	2016	15.0	2007	13.7
14	1999	16.4	1983	16.4	1998	14.5	2009	15.6	1980	11.9	1998	9.9	1972	13.4	1991	6.2	2006	14.4	1963	10.8	1987	2.9	2011	11.1	2001	15.3	2007	13.3	1991	12.4	1967	14.9	1991	13.6
15	1967	16.2	2008	16.2	1991	14.5	2008	15.5	1992	11.9	2007	9.8	1994	13.3	2001	6.2	1991	14.2	2016	10.8	1991	2.9	2006	11.1	1967	14.9	2008	13.3	2004	12.2	2015	14.9	1980	13.6
16	2003	16.1	1991	16.2	2008	14.4	1998	15.5	1988	11.9	2008	9.7	1991	13.0	2016	6.2	1967	14.1	2003	10.8	1988	2.9	1994	11.1	1987	14.9	2015	13.3	1998	12.2	2011	14.9	1988	13.6
17	2009	16.1	2001	16.2	2016	14.4	2005	15.5	2007	11.8	1995	9.5	2005	12.9	2005	6.2	2011	14.0	2011	10.7	2009	2.7	1998	11.0	1994	14.9	1988	13.2	2009	12.1	2009	14.8	2008	13.6
18	1982	16.0	2009	16.2	2009	14.4	2017	15.5	2009	11.8	1980	9.4	2017	12.9	2003	6.0	1988	14.0	2005	10.4	2003	2.5	1995	11.0	2005	14.8	1998	13.2	2008	12.1	2005	14.8	1998	13.5
19	1992	16.0	2007	16.1	2005	14.3	2007	15.4	1995	11.8	2004	9.3	1963	12.9	2013	5.9	1998	13.9	2009	10.4	2016	2.5	1987	11.0	1988	14.8	2004	13.2	1988	12.0	2004	14.8	2015	13.5
20	2001	15.9	2005	16.0	2013	14.3	1991	15.4	1975	11.7	1997	9.1	1998	12.8	2007	5.9	2007	13.8	1987	10.4	1992	2.4	2003	11.0	2011	14.8	1987	13.1	2007	12.0	1983	14.6	1975	13.4
21	1976	15.9	1998	16.0	1967	14.3	1983	15.4	1997	11.6	2017	9.1	2008	12.8	1983	5.9	2008	13.8	1983	10.4	2007	2.4	1982	10.9	2007	14.7	2006	13.1	1980	11.9	2007	14.5	2004	13.4
22	2007	15.8	1989	15.7	2017	14.2	1972	15.4	2011	11.6	1982	9.0	1987	12.8	1987	5.9	1975	13.7	1998	10.2	2005	2.4	1980	10.9	2004	14.6	1980	13.1	1973	11.9	1988	14.5	1995	13.3
23	1998	15.8	2004	15.7	1963	14.2	2011	15.2	2015	11.5	1987	8.9	2013	12.7	1988	5.8	1997	13.7	1982	10.1	2013	2.3	2007	10.8	2008	14.5	1995	13.1	2006	11.6	1982	14.3	1970	13.2
24	2008	15.7	1987	15.6	2007	14.2	1967	15.2	2016	11.4	1972	8.6	1967	12.6	1992	5.7	2009	13.6	2007	10.1	2011	2.2	1963	10.7	1975	14.3	1967	13.0	1975	11.6	1998	14.3	1987	13.2
25	1989	15.6	2011	15.4	1987	14.1	2013	15.2	2014	11.4	1994	8.6	1997	12.3	1976	5.5	1983	13.5	1992	10.0	1970	1.8	1975	10.7	1998	14.3	2017	12.9	1970	11.6	1963	14.3	2006	13.2
26	2005	15.6	1972	15.3	1982	14.0	2004	15.0	2004	11.3	2013	8.5	1983	12.3	1975	5.4	2017	13.5	2008	10.0	2017	1.7	1973	10.6	2013	14.3	1975	12.8	1987	11.4	2008	14.3	1981	13.0
27	1963	15.6	1967	15.2	2011	13.6	1992	14.7	1967	11.3	2000	8.4	1988	12.3	1982	5.3	2005	13.4	2013	9.9	1983	1.7	2017	10.5	1963	14.2	1973	12.7	1982	11.2	1987	14.2	1973	13.0
28	2004	15.6	1982	15.2	1997	13.6	1982	14.7	1994	11.2	1988	8.3	2004	12.2	2008	5.3	1987	13.4	1970	9.7	2008	1.6	1967	10.4	2017	14.1	1982	12.7	1967	11.2	1975	14.1	1967	12.9
29	1972	15.5	1992	15.1	1975	13.5	1963	14.7	1985	11.1	1979	8.2	1970	12.2	2011	5.3	2004	13.3	1980	9.7	1964	1.6	1988	10.4	1992	14.1	1963	12.7	1981	11.1	2013	14.0	1966	12.9
30	1988	15.5	1973	15.1	1976	13.4	1975	14.7	1983	11.1	1992	8.2	1982	12.1	2017	5.2	1970	13.3	1988	9.6	1976	1.5	2004	10.4	1964	14.0	1997	12.6	1997	11.0	1973	13.9	2017	12.9
31	1964	15.4	1988	15.1	2004	13.4	1989	14.6	1989	10.9	2006	8.1	2007	12.1	2004	4.8	2013	13.1	1997	9.6	1998	1.4	1997	10.4	1983	13.7	1981	12.4	1995	10.9	1964	13.9	1983	12.7
32	1987	15.4	1963	14.9	1985	13.3	1988	14.6	1973	10.8	1983	8.0	1975	12.1	1989	4.8	1982	13.1	2004	9.6	1973	1.3	1983	10.3	1989	13.6	1983	12.4	1974	10.9	2017	13.7	2000	12.6
33	1973	15.4	1997	14.9	1973	13.2	1976	14.5	1987	10.8	1985	8.0	1980	11.9	1998	4.7	1965	13.1	2017	9.4	1969	1.2	1970	10.3	1973	13.5	1994	12.4	2000	10.9	1992	13.6	1963	12.6
34	1985	15.1	1975	14.7	1988	13.1	2000	14.4	1970	10.8	1963	7.9	1973	11.6	1971	4.7	1969	12.7	1964	9.3	1975	1.2	1981	10.1	1970	13.5	1970	12.3	1983	10.8	1980	13.6	1982	12.6
35	1975	15.1	1985	14.6	1989	13.0	1973	14.3	1993	10.6	1970	7.8	2000	11.5	1964	4.7	1992	12.7	1976	9.3	1982	1.1	1969	10.0	1980	13.4	1966	12.3	2013	10.8	1970	13.5	1992	12.4
36	1971	15.0	2000	14.6	1970	12.9	1997	14.3	1969	10.5	1967	7.8	1969	11.5	1969	4.6	1973	12.7	1969	9.2	1989	1.1	1989	9.6	1969	13.3	1992	12.3	1966	10.7	1997	13.5	1994	12.4
37	1969	14.8	1976	14.5	1980	12.8	1965	14.2	1981	10.4	1993	7.5	1989	11.2	1997	4.6	1964	12.6	1975	9.2	1997	1.1	2000	9.5	1981	13.2	2000	12.2	1969	10.5	1989	13.4	1997	12.4
38	1997	14.8	1990	14.2	1992	12.8	1985	14.1	1976	10.4	1975	7.5	1985	11.2	1970	4.4	1976	12.5	1981	9.0	2004	1.0	1966	9.5	1966	13.1	1989	12.0	1963	10.5	1981	13.3	1965	12.4
39	2011	14.8	1964	14.0	1965	12.8	1970	14.0	1979	10.4	1996	7.4	1965	11.1	1973	4.3	1985	12.5	1966	8.9	1966	1.0	1965	9.5	1968	13.0	1985	11.9	1989	10.4	2000	13.1	1989	12.2
40	1990	14.6	1993	14.0	2000	12.6	1974	13.8	1974	10.3	1981	7.4	1981	11.1	1985	4.2	1980	12.4	1971	8.9	1971	0.9	1985	9.5	1982	13.0	2013	11.9	1971	10.4	1966	13.0	1964	12.1
41	1977	14.3	1968	13.9	1981	12.5	1980	13.7	1966	10.3	1989	6.9	1964	11.0	1966	4.0	1966	12.4	2000	8.8	1965	0.4	2013	9.3	1976	13.0	1969	11.9	1994	10.4	1965	12.8	1974	12.1
42	1986	14.2	1970	13.9	1964	12.5	1993	13.6	1965	10.3	1969	6.9	1971	10.9	1990	3.8	2000	12.4	1985	8.7	1980	0.4	1974	9.3	1965	12.9	1965	11.8	1992	10.3	1976	12.8	1969	12.0
43	1966	14.2	1969	13.8	1966	12.5	1969	13.6	2017	10.2	1974	6.8	1966	10.7	1986	3.8	1981	12.3	1973	8.7	1981	0.4	1971	9.3	1997	12.9	1974	11.6	1965	10.2	1986	12.8	2013	12.0
44	1981	14.2	1971	13.7	1969	12.3	1968	13.4	1990	10.1	1965	6.6	1976	10.6	2000	3.7	1989	12.3	1989	8.6	1986	0.3	1979	9.3	1971	12.8	1993	11.5	1964	10.2	1971	12.7	1979	12.0
45	2000	14.1	1965	13.7	1971	12.3	1971	13.4	1996	10.1	1978	6.5	1992	10.6	1981	3.6	1971	12.3	1965	8.6	1985	0.3	1976	9.2	2000	12.8	1977	11.4	1985	10.0	1969	12.7	1985	11.9
46	1970	14.0	1980	13.7	1977	12.3	1977	13.4	2000	9.9	1984	6.2	1974	10.6	1965	3.5	1968	12.0	1968	8.5	1990	0.2	1992	9.2	1977	12.7	1968	11.2	1986	9.9	1985	12.5	1986	11.7
47	1968	13.9	1981	13.7	1993	12.3	1981	13.3	1963	9.9	1976	6.2	1968	10.5	1980	3.4	1974	11.9	1986	8.4	2000	-0.1	1964	9.0	1990	12.6	1979	11.2	1979	9.8	1968	12.4	1977	11.6
48	1993	13.9	1966	13.7	1968	12.2	1966	13.3	1977	9.8	1964	6.2	1986	10.5	1968	3.2	1979	11.8	1993	8.3	1968	-0.1	1993	9.0	1986	12.5	1996	11.1	1968	9.7	1962	12.4	1996	11.6
49	1974	13.9	1977	13.5	1986	11.8	1996	13.0	1971	9.7	1961	6.0	1996	10.5	1996	3.1	1996	11.8	1990	8.2	1993	-0.2	1990	8.8	1974	11.9	1976	11.1	1977	9.7	1990	12.4	1993	11.5
50	1965	13.9	1986	13.5	1996	11.8	1964	13.0	1968	9.6	1977	6.0	1993	10.2	1993	3.0	1977	11.7	1974	8.1	1996	-0.5	1977	8.8	1978	11.9	1964	11.1	1993	9.5	1961	12.3	1971	11.5
51	1980	13.6	1974	13.3	1974	11.6	1990	12.8	1986	9.5	1968	5.9	1979	10.1	1974	2.8	1993	11.7	1996	7.7	1977	-0.5	1986	8.8	1993	11.8	1986	11.0	1990	9.5	1974	12.2	1978	11.4
52	1996	13.5	1996	13.2	1990	11.5	1979	12.7	1964	9.3	1990	5.9	1977	10.0	1961	2.7	1990	11.5	1961	7.7	1961	-0.6	1968	8.7	1962	11.8	1990	11.0	1976	9.5	1996	12.1	1968	11.2
53	1978	13.3	1984	13.0	1979	11.5	1986	12.7	2013	9.3	1962	5.9	1990	10.0	1977	2.6	1978	11.2	1979	7.6	1962	-0.8	1996	8.6	1996	11.8	1971	11.0	1978	9.3	1993	12.1	1990	11.0
54	1979	13.2	1979	12.8	1984	11.5	1984	12.1	1984	9.0	1973	5.8	1961	9.4	1962	2.5	1962	11.1	1962	7.6	1974	-1.0	1962	8.3	1985	11.7	1978	10.8	1984	9.0	1977	12.0	1961	10.9
55	1984	13.1	1961	12.7	1961	11.0	1962	12.1	1978	8.9	1966	5.7	1978	9.2	1984	2.3	1961	11.0	1977	7.4	1978	-1.2	1978	8.2	1961	11.7	1984	10.2	1996	8.9	1979	12.0	1984	10.8
56	1961	13.0	1962	12.5	1978	11.0	1961	12.0	1962	8.7	1971	5.7	1962	9.0	1978	2.3	1986	10.9	1978	7.4	1984	-1.2	1961	8.1	1979	11.4	1961	-	1962	8.7	1984	11.5	1962	10.7
57	1962	12.9	1978	12.2	1962	10.8	1978	11.9	1961	7.6	1986	5.5	1984	8.6	1979	2.1	1984	10.4	1984	6.8	1979	-1.7	1984	7.8	1984	10.8	1962	-	1961	8.0	1978	11.5	1976	10.7

Tab. 9 Poradie absolútnych mesačných (júl 2017) miním teploty vzduchu [°C] usporiadaných zostupne na vybraných staniciach SR od roku 1961
Order of absolute monthly (July 2017) minimum air temperature [°C] at selected meteorological stations of Slovakia since 1961

Por.č.	rok/year	BaK	rok/year	BaL	rok/year	Pie	rok/year	Hu	rok/year	Cad	rok/year	OrL	rok/year	Sli	rok/year	Cho	rok/year	Bol	rok/year	Tel	rok/year	LoS	rok/year	Pop	rok/year	Ke	rok/year	Tis	rok/year	Med	rok/year	Mil	rok/year	KnC
1	2006	14.8	1994	14.6	1994	11.5	1994	13.0	2001	8.6	2003	6.5	2010	10.6	1995	3.3	2010	11.9	1963	8.1	1995	-0.4	1975	7.7	1995	12.0	1972	10.0	2001	8.4	1999	12.5	2001	11.4
2	1994	13.7	1999	13.3	2001	10.7	1999	12.4	1997	8.0	2011	6.0	1967	9.4	2005	2.4	1999	10.9	1967	7.2	1999	-1.3	2012	7.5	1967	11.6	2001	9.5	1980	8.0	2010	11.8	2011	9.7
3	1992	13.3	2010	13.3	1995	10.6	1995	12.0	1975	7.9	2005	5.1	2005	9.4	1999	2.2	1967	10.8	1999	7.1	2001	-1.4	1999	7.3	1975	10.7	1999	9.4	2011	8.0	1995	11.7	1975	9.5
4	2010	13.2	2006	13.2	2014	10.5	1967	11.7	2003	7.8	1995	5.0	1995	9.0	2001	2.0	1995	10.7	1995	6.9	2005	-1.4	1994	6.8	2003	10.7	2003	9.4	2003	7.7	1972	11.5	1999	9.4
5	1995	12.6	1995	13.0	1967	10.3	2008	11.6	2005	7.6	2001	5.0	1999	9.0	1997	1.7	1997	9.7	2001	6.9	1997	-1.7	2011	6.6	1999	10.6	2011	9.4	2012	7.5	2001	11.4	1970	9.1
6	2012	12.6	2008	12.9	1997	9.6	1997	11.1	1999	7.5	1994	4.8	1963	8.8	2014	1.6	2001	9.7	2010	6.4	1994	-1.8	1970	6.5	2005	10.6	2010	8.9	1970	7.3	2003	11.1	1972	9.0
7	1991	12.5	2014	12.3	1999	9.5	2011	11.1	1988	7.4	1999	4.5	2001	8.7	1972	1.4	2012	9.6	2006	5.8	2014	-2.0	2005	6.4	2009	10.6	1995	8.8	1975	7.2	1967	11.0	2003	8.9
8	2017	12.5	2016	12.2	2012	9.5	2010	11.0	1974	7.0	2004	4.2	2011	8.7	1994	1.4	2014	9.6	1994	5.7	1963	-2.1	2001	6.3	2008	10.5	2005	8.8	1991	7.2	1973	10.3	2010	8.7
9	1999	12.4	2012	12.0	1963	9.2	2014	10.9	2011	7.0	1997	4.0	2014	8.4	2010	1.4	2008	9.5	1997	5.5	1972	-2.2	1980	6.0	1972	10.4	2014	8.8	1999	7.1	1975	10.2	2012	8.7
10	2008	11.9	2015	11.9	1998	8.9	2012	10.8	1979	6.8	2010	3.9	2013	8.2	1967	0.9	1963	9.4	1980	5.4	2013	-2.2	1997	6.0	2001	10.3	1970	8.7	2005	7.1	2012	10.1	1994	8.6
11	2001	11.7	2002	11.8	2002	8.9	1970	10.4	1994	6.8	1963	3.7	1997	7.9	2002	0.9	2005	9.3	2005	5.4	1988	-2.3	1972	5.9	2014	10.1	1975	8.7	1973	7.0	1970	10.0	1995	8.5
12	1976	11.4	2011	11.8	2003	8.9	2001	10.3	2004	6.8	2016	3.6	1994	7.8	2003	0.9	2013	9.3	2016	5.3	1967	-2.4	1982	5.8	2016	10.1	1980	8.7	2010	7.0	2005	10.0	1973	8.4
13	1982	11.4	2003	11.7	2011	8.7	1988	10.2	1967	6.7	1998	3.5	2006	7.7	1988	0.8	1994	9.0	2008	5.2	1991	-2.4	1998	5.8	2006	10.0	1973	8.6	1972	6.8	2008	9.9	1979	8.4
14	2015	11.4	1967	11.6	2010	8.6	1998	10.1	1982	6.6	2012	3.4	2016	7.6	1992	0.8	2011	8.9	1992	4.9	2010	-2.7	1967	5.7	2013	9.9	2008	8.5	2017	6.8	1988	9.8	2005	8.2
15	2002	11.3	1992	11.5	1972	8.5	2002	10.1	1998	6.6	1972	3.3	2008	7.5	2009	0.7	2016	8.8	1972	4.8	2002	-3.0	2008	5.7	2010	9.8	2012	8.2	1998	6.6	2006	9.8	1966	8.1
16	1963	11.0	2001	11.2	2016	8.3	2006	10.1	1981	6.4	1975	3.3	2009	7.4	2012	0.3	1975	8.6	2009	4.8	2003	-3.1	2014	5.7	1970	9.6	1979	8.0	2007	6.5	2011	9.7	2008	8.1
17	1988	11.0	2007	11.1	1992	8.2	1992	9.7	1995	6.4	1979	3.2	2003	7.2	2008	0.1	1970	8.4	2011	4.5	1992	-3.3	1963	5.5	2004	9.6	1991	8.0	2014	6.5	2004	9.6	1981	8.0
18	2003	11.0	2017	11.1	1985	8.1	2016	9.7	1963	6.3	2002	3.1	1970	7.0	1963	0.0	1972	8.4	1970	4.4	2012	-3.3	1966	5.4	1988	9.5	1963	7.9	1979	6.4	1963	9.5	1963	7.9
19	2014	11.0	2000	11.0	1988	8.1	2003	9.5	1972	6.3	1981	3.0	1972	6.9	1973	-0.2	1973	8.2	2003	4.4	2009	-3.8	1979	5.4	1991	9.5	1998	7.9	2008	6.3	2013	9.4	1989	7.9
20	2011	10.9	1982	10.9	1987	8.0	2009	9.4	2008	6.3	2007	3.0	2012	6.9	1991	-0.2	2006	8.1	2014	4.4	1975	-4.0	1987	5.4	1992	9.5	1997	7.8	1988	6.2	1994	9.3	1997	7.9
21	2013	10.9	1998	10.9	2006	8.0	1963	9.3	1990	6.1	2014	3.0	2002	6.8	2016	-0.3	2000	8.0	1969	4.3	2008	-4.0	1989	5.4	2007	9.5	2006	7.8	2006	6.1	2017	9.2	1998	7.9
22	2016	10.9	1997	10.6	2017	7.8	1973	9.3	2010	6.1	1987	2.8	2004	6.8	1975	-0.4	1976	7.9	1988	4.3	1966	-4.1	2002	5.4	2012	9.5	2007	7.8	1981	6.0	1991	9.1	2002	7.8
23	1997	10.8	1975	10.5	2004	7.7	1972	8.8	1985	6.0	2009	2.8	2017	6.7	1976	-0.4	1988	7.9	2013	4.3	1981	-4.1	2006	5.4	1963	9.4	1988	7.6	2013	5.8	1998	8.9	2014	7.8
24	1967	10.6	2004	10.5	2009	7.7	1980	8.8	2009	6.0	2013	2.6	1988	6.5	2017	-0.4	1980	7.7	1966	4.2	2011	-4.6	1983	5.3	1987	9.4	1966	7.4	2016	5.8	1983	8.8	1977	7.5
25	2009	10.6	2013	10.4	1973	7.6	1993	8.7	2006	5.8	1983	2.5	1969	6.3	1966	-0.6	1977	7.5	1991	4.1	2017	-4.8	2004	5.3	1981	9.2	2004	7.4	1997	5.7	2009	8.8	2000	7.5
26	1966	10.5	2005	10.2	1976	7.6	2004	8.7	1991	5.5	1988	2.5	1987	6.2	1990	-0.6	1998	7.5	2012	4.1	1961	-4.9	2010	5.3	2002	9.0	1967	7.3	2004	5.7	1997	8.7	2004	7.5
27	1990	10.2	2009	10.2	1977	7.3	2005	8.7	1992	5.5	2008	2.4	1981	6.0	1982	-0.7	2002	7.5	1982	4.0	1973	-5.0	1973	5.2	2017	8.9	1990	7.3	1990	5.4	2014	8.7	2009	7.5
28	2004	10.2	1990	10.1	1982	7.2	1985	8.6	2002	5.5	2017	2.3	1985	6.0	2007	-0.7	1965	7.4	2002	4.0	1980	-5.0	1995	5.2	1973	8.7	2017	7.3	1995	5.4	1961	8.5	2006	7.3
29	1975	10.1	1988	10.0	1991	7.2	1965	8.5	1966	5.4	1967	2.0	1975	5.6	2006	-0.8	1981	7.4	1987	3.7	1982	-5.0	1969	4.9	2011	8.7	1981	7.2	2002	5.4	1981	8.5	1991	7.2
30	1980	10.0	1969	9.8	1983	7.1	1968	8.5	1973	5.4	2000	2.0	2015	5.6	1985	-1.0	1985	7.4	2017	3.5	1990	-5.0	1985	4.9	1997	8.6	1987	7.1	1994	5.3	1987	8.5	2017	7.2
31	1983	10.0	1973	9.8	1970	7.0	1969	8.5	2012	5.3	1982	1.7	1973	5.2	2000	-1.0	1991	7.4	1979	3.4	2007	-5.0	2007	4.8	1969	8.3	2002	7.1	1966	5.2	2016	8.3	1980	7.0
32	1972	9.9	1981	9.6	2008	7.0	1976	8.5	1970	5.2	1970	1.4	1980	5.2	1980	-1.1	2009	7.4	1984	3.4	1985	-5.1	2016	4.7	1990	8.3	2009	7.1	1967	5.2	1966	8.2	1982	7.0
33	1968	9.8	1979	9.4	1979	6.9	2017	8.4	1983	5.0	1980	1.4	1998	5.2	1969	-1.2	1987	7.3	1985	3.4	2006	-5.1	2003	4.6	1994	7.7	1982	6.9	2009	5.2	2007	8.2	1988	7.0
34	1985	9.8	1987	9.4	1981	6.8	1975	8.3	2013	4.9	1985	1.4	1974	5.1	1979	-1.3	1974	7.2	1975	3.3	1976	-5.2	2009	4.6	2015	7.7	1985	6.9	1963	5.0	1990	7.9	2007	7.0
35	2007	9.8	1989	9.4	2000	6.8	1979	8.3	1969	4.8	2006	1.4	1979	5.1	1974	-1.4	1982	7.1	1976	3.3	2016	-5.3	2013	4.6	1968	7.6	1969	6.7	2000	5.0	1979	7.6	1967	6.9
36	1961	9.7	1976	9.3	1975	6.7	1983	8.3	1971	4.8	1978	1.0	1966	5.0	1981	-1.6	1979	7.0	1974	3.2	1970	-5.4	2000	4.2	1966	7.5	1989	6.5	1978	4.9	1962	7.5	1993	6.9
37	1981	9.6	1985	9.3	1984	6.7	2013	8.3	1984	4.8	1990	1.0	1977	5.0	1968	-1.7	2007	7.0	1998	3.1	1979	-5.4	1988	4.1	1979	7.5	1992	6.5	1977	4.7	1974	7.5	2016	6.8
38	1973	9.5	1965	9.2	1969	6.6	2015	8.3	1987	4.8	1991	1.0	1990	4.9	2013	-1.7	1990	6.8	1981	3.0	2000	-5.6	1965	4.0	1974	7.4	1993	6.5	1985	4.7	1989	7.5	1978	6.6
39	1974	9.4	1983	9.2	2007	6.6	2000	8.2	2000	4.8	1992	1.0	1976	4.8	1961	-1.8	2004	6.8	1965	2.8	2015	-5.7	1974	4.0	1998	7.4	2013	6.4	1987	4.6	1965	7.4	1985	6.6
40	1979	9.4	1970	9.1	1980	6.5	1982	8.1	2007	4.8	1984	0.7	1982	4.8	2011	-1.8	2003	6.7	2004	2.7	1971	-5.8	1981	4.0	1989	7.2	2016	6.3	1969	4.5	1982	7.3	1986	6.6
41	2000	9.4	1993	9.1	1986	6.5	1977	8.0	1964	4.7	2015	0.6	1991	4.8	1965	-1.9	1992	6.6	1961	2.6	1996	-5.9	1976	3.8	1977	7.0	1978	6.2	1982	4.5	1992	7.3	1987	6.5
42	1986	9.3	1968	9.0	2005	6.5	1974	7.8	1965	4.7	1977	0.5	1992	4.8	1983	-1.9	1966	6.4	1990	2.6	1998	-5.9	1996	3.7	1962	6.9	1977	6.1	1992	4.5	1969	7.2	2013	6.5
43	1998	9.3	1963	8.8	1965	6.4	1981	7.8	2014	4.5	1971	0.2	2000	4.7	1998	-1.9	1978	6.4	1993	2.6	1978	-6.0	1977	3.5	1965	6.9	1983	6.1	1961	4.4	1996	7.2	1990	6.3
44	1969	9.2	1972	8.8	1968	6.2	1987	7.8	1978	4.4	1964	0.1	1965	4.4	2004	-1.9	2017	6.4	1996	2.6	1962	-6.2	1990	3.5	1971	6.9	1965	6.0	2015	4.2	2002	7.2	1974	6.1
45	1977	9.1	1974	8.8	2015	6.2	2007	7.8	2016	4.4	1961	0.0	1971	4.4	1996	-2.0	1964	5.9	1977	2.4	1968	-6.2	1992	3.5	1980	6.8	1994	6.0	1993	4.1	1985	7.1	1968	6.0
46	2005	9.1	1977	8.8	1966	6.0	1966	7.5	1980	4.3	1962	0.0	2007	4.4	2015	-2.0	1984	5.6	1978	2.4	1974	-6.2	2017	3.5	1983	6.7	2000	6.0	1974	4.0	1968	7.0	1969	6.0
47	1978	9.0	1996	8.8	2013	6.0	1989	7.4	1977	4.0	1965	0.0	1978	4.1	1986	-2.2	1996	5.6	1983	2.4	1984	-6.3	1991	3.3	1978	6.6	1974	5.7	1989	4.0	1971	7.0	1992	5.7
48	1996	9.0	1961	8.7	1961	5.6	1986	7.3	1986	4.0	1966	0.0	1964	4.0	1978	-2.3	2015	5.6	2000	2.4	1989	-6.3	1961	3.2	1996	6.5	1968	5.3	1968	3.8	1980	6.9	1971	5.6
49	1989	8.7	1980	8.6	1971	5.6	1991	7.2	2017	3.9	1996	0.0	1996	4.0	1970	-2.4	1993	5.5	1968	2.3	1986	-6.4	1962	2.6	1984	6.4	2015	5.1	1971	3.6	1986	6.9	1983	5.6
50	1970	8.5	1991	8.6	1974	5.6	1990	7.0	1993	3.7	1969	-0.3	1986	3.9	1987	-2.4	1969	5.4	2015	2.3	1993	-6.4	1978	2.6	1976	6.3	1986	5.0	1983	3.6	2000	6.8	1965	5.5
51	1965	8.4	1971	8.5	1990	5.4	1964	6.9	1989	3.6	1973	-0.3	1983	3.7	1971	-2.6	1983	5.4	1964	2.2	1965	-6.7	1968	2.5	1982	6.3	1996	4.7	1964	3.5	1977	6.7	1961	5.1
52	1984	8.1	1986	8.2	1993	5.4	1971	6.6	1996	3.5	1986	-0.3	1968	3.6	1989	-2.6	1971	5.1	1973	2.2	1964	-6.8	1984	2.1	1985	6.1	1976	4.5	1965	3.5	1978	6.5	1984	5.0
53	1964	7.8	1966	7.9	1964	5.1	1996	6.5	1968	3.2	1989	-0.3	1993	3.6	1993	-2.6	1968	5.0	1986	1.9	1987	-6.8	1986	2.1	2000	6.0	1964	4.4	1976	3.4	1964	6.0	1996	4.9
54	1993	7.7	1978	7.8	1978	5.1	1984	6.3	1976	3.0	1974	-0.7	1984	3.5	1984	-2.9	1989	5.0	2007	1.9	2004	-7.1	1971	2.0	1961	5.8	1971	4.4	1962	3.0	1984	5.9	1964	4.8
55	1987	7.5	1984	7.5	1996	4.8	1978	6.1	1961	2.7	1976	-0.9	1961	3.0	1962	-3.0	1961	4.3	1989	1.8	1983	-7.2	2015	1.9	1986	5.6	1984	4.0	1986	3.0	1976	5.6	2015	4.7
56	1971	7.2	1964	6.2	1989	4.7	1961	5.9	2015	2.2	1993	-1.2	1989	2.9	1977	-3.0	1962	4.2	1971	1.7	1969	-7.6	1964	1.8	1993	5.6	1961	-	1984	2.5	2015	5.5	1976	4.5
57	1962	6.0	1962	4.4	1962	2.8	1962	4.5	1962	1.4	1968	-1.4	1962	2.7	1964	-3.8	1986	4.0	1962	1.6	1977	-8.0	1993	1.2	1964	5.2	1962	-	1996	2.0	1993	5.4	1962	4.2

Tab. 10 Poradie mesačných (júl 2017) trvaní slnečného svitu [h] na vybraných meteorologických staniciach SR od roku 1961
Order of the monthly (July 2017) sunshine duration [h] at selected meteorological stations of Slovakia since 1961

Por.č.	rok/year	BaK	rok/year	BaL	rok/year	Pie	rok/year	Hu	rok/year	Sli	rok/year	Cho	rok/year	Bol	rok/year	Tel	rok/year	LoS	rok/year	Pop	rok/year	Ke	rok/year	Tis	rok/year	Mil	rok/year	KnC
1	2013	383.4	2013	390.0	2013	367.0	2013	352.8	2006	336.9	2006	280.9	1995	339.9	2006	295.8	1995	273.1	2006	337.5	2006	341.3	2006	371.2	2006	348.4	2006	344.0
2	2006	371.4	2006	355.2	2006	362.4	2006	352.6	2013	336.9	1994	258.4	2013	333.1	1995	291.8	1987	239.5	2013	305.3	1995	323.4	1994	341.1	1995	346.7	1995	341.2
3	1995	352.7	1995	347.1	1967	341.9	1995	338.5	2009	326.9	2007	254.9	2006	330.3	1987	286.5	2006	237.2	1995	304.0	2009	320.4	2013	326.9	2013	325.7	1994	318.5
4	2010	346.5	2010	334.7	1995	341.3	2009	336.7	1995	325.8	2013	234.4	2007	330.1	2007	285.9	1994	231.4	2009	301.2	1994	318.4	1995	326.3	1987	312.5	2013	312.6
5	2009	343.5	2009	334.6	2009	327.4	2007	328.3	2007	324.2	1995	232.2	2009	323.7	2013	285.2	2007	226.3	2007	298.6	2013	318.4	2009	313.0	2009	308.6	1987	306.1
6	1983	336.0	1983	326.2	1983	318.3	1988	324.2	2015	314.1	2009	221.7	1987	318.1	2009	275.1	2015	217.8	2015	294.6	1967	306.3	2015	290.9	1994	305.7	1967	299.8
7	1994	334.0	1994	324.5	2015	313.7	1983	315.5	1994	313.4	1992	217.1	1994	315.7	1994	271.5	2013	213.5	1994	288.7	1987	304.5	1992	288.5	1963	299.8	2009	295.2
8	1988	321.1	2007	323.4	2007	310.6	1967	304.3	1987	307.2	2010	209.2	2015	314.6	1967	268.2	1990	208.3	1983	277.2	1963	303.8	1987	283.8	2017	299.7	2017	283.3
9	2002	319.1	2015	314.7	1994	304.6	1992	303.7	2010	296.9	2015	204.8	1967	297.6	2015	265.3	1992	205.0	1967	271.3	2017	297.0	1971	280.5	1967	297.8	1992	282.6
10	2007	318.2	1967	310.1	1992	296.4	1994	303.7	1983	288.7	1963	184.0	2002	293.4	2017	257.8	2002	204.2	1987	270.4	2007	294.9	1967	280.3	1999	290.3	1976	277.7
11	2015	315.0	2017	304.3	1976	294.3	2017	303.3	2017	286.5	1983	183.3	1976	290.6	1964	257.0	1967	203.1	2017	263.2	2002	288.5	2016	278.4	1992	287.8	2016	277.1
12	1992	307.5	2002	302.2	2016	294.3	1976	302.8	1967	281.3	2002	180.9	2017	290.5	1983	250.4	1988	202.0	2010	260.3	2010	286.2	1976	277.5	2007	286.1	2015	276.3
13	1969	304.8	1988	301.2	1988	292.1	2010	301.1	1988	278.9	2012	179.6	1990	283.4	2002	250.3	1963	201.1	1963	247.2	2015	284.3	2010	276.2	2002	281.8	1963	274.9
14	2016	303.7	2016	298.4	2010	290.8	2002	296.8	1992	278.3	1990	176.5	2010	283.0	2010	242.3	2009	199.7	2002	247.2	1971	272.3	1963	273.4	2010	277.5	1971	271.4
15	1967	301.3	1976	293.7	1999	286.6	1990	296.6	2002	274.7	1967	174.5	1988	280.2	1963	239.0	1991	189.6	1990	246.1	1983	270.4	2007	272.9	1976	274.4	2007	269.5
16	1987	300.3	1963	288.9	1969	284.6	2015	296.1	1963	272.7	1971	172.3	2016	280.0	2016	238.8	1983	179.5	1961	246.0	1964	269.5	2017	269.9	1989	273.1	2002	268.5
17	2017	299.7	1985	288.9	2017	283.7	1985	295.5	2016	271.5	1964	170.1	1992	276.5	1992	235.9	1971	176.7	2016	244.2	1992	269.2	2002	269.3	2012	271.6	1999	264.9
18	1990	297.3	1987	286.9	1987	283.3	1987	287.5	1990	270.7	1976	167.2	1963	271.2	1971	234.7	2010	176.3	1992	242.2	1976	269.0	1983	266.5	1961	271.3	1989	261.0
19	2008	290.0	1992	285.6	1964	282.6	2016	281.2	1976	269.2	2017	164.9	2008	268.5	1988	234.7	1976	176.2	1964	240.8	2016	264.8	1999	262.9	1988	266.3	2010	254.6
20	2003	289.6	2014	280.8	2002	281.2	1964	280.9	1964	265.9	1985	164.2	2004	268.1	1969	232.6	2016	174.5	1962	237.3	2012	261.9	1982	260.3	1986	263.5	1988	252.2
21	1985	288.4	1971	279.2	1986	281.0	1963	277.2	2003	259.7	2016	163.0	1983	267.4	1976	219.7	1984	169.6	1971	237.2	1961	257.8	2012	248.2	1982	262.0	1990	251.7
22	1986	283.4	1999	277.5	1963	280.1	1996	276.1	2012	255.5	1991	155.2	1964	263.7	1990	218.2	1964	167.2	2008	236.9	1969	255.2	1964	245.1	2016	256.4	1964	251.2
23	1991	282.6	1996	277.0	1985	278.0	2003	275.7	1996	251.0	1999	155.0	1985	260.2	1989	218.0	2004	166.2	1985	230.8	2004	254.3	1988	243.4	1985	255.9	2004	250.6
24	1963	282.3	2008	276.0	1991	276.4	1969	271.9	1985	250.4	2008	152.1	1996	259.5	2008	218.0	1966	163.5	1982	229.3	1999	253.2	2014	238.6	2003	253.9	1961	249.8
25	1971	281.4	1969	274.8	1971	270.9	2012	268.8	1971	247.3	1987	151.7	2012	258.5	2012	217.1	2012	163.0	2005	229.3	2003	250.6	2004	238.1	1983	252.7	1983	248.6
26	1964	281.0	2003	274.8	1990	267.6	1971	266.5	1998	247.1	1968	151.6	1984	256.6	2005	216.6	1985	162.4	1976	228.1	1966	244.2	1969	237.7	2004	252.6	1982	247.9
27	1976	273.7	1986	272.5	1962	261.2	1961	264.8	2008	246.2	1984	149.3	2005	255.6	1985	216.0	1998	162.3	1969	226.9	1985	244.0	2008	235.2	1990	245.6	2012	247.1
28	1996	272.9	1964	269.8	2014	257.5	1968	262.8	1969	245.9	2005	147.4	2003	254.3	1968	215.1	1968	156.9	2004	226.1	1986	240.9	1990	234.2	1981	245.1	1969	242.0
29	1999	272.6	1961	258.7	1961	253.0	1999	260.6	1991	242.6	1989	146.6	1993	252.4	2004	213.1	1970	153.8	1966	224.8	2005	238.0	1966	233.7	2015	243.6	1966	235.7
30	2014	270.1	2004	256.9	2003	251.7	1982	252.8	2005	241.5	1972	145.7	1971	251.3	1999	212.7	2017	153.3	1988	222.3	1991	234.6	1981	226.0	1991	241.5	1977	233.2
31	1961	269.7	2012	251.5	2012	249.8	1984	252.6	1982	240.5	1982	144.4	1969	249.9	1977	212.5	1996	150.4	1977	220.9	1981	232.9	1985	225.4	1966	240.7	1981	231.7
32	2004	264.1	1993	248.9	1982	248.9	1989	252.2	2001	240.2	1996	144.1	1998	249.2	1993	210.1	2008	149.0	1978	219.3	1989	231.3	1989	223.9	1964	237.7	2014	230.7
33	2012	263.0	2001	247.5	2008	247.2	1962	252.1	2004	240.1	1961	140.4	2014	246.2	1966	208.5	1989	148.1	1989	215.9	1988	230.3	1986	223.3	2014	231.0	2008	230.3
34	2005	258.6	1998	244.7	1984	245.4	1975	251.2	1999	236.7	1962	138.3	1999	244.6	1991	206.0	1999	147.4	2001	212.1	1990	227.7	2005	222.1	1996	230.6	1972	226.5
35	1982	253.7	1975	244.6	1989	244.6	1991	248.7	1984	235.7	1993	135.0	1989	241.2	1981	202.0	1961	146.6	2012	212.0	2014	226.3	2003	221.1	2005	230.3	1965	225.6
36	1962	252.1	1990	244.3	1996	243.0	2014	246.7	2014	235.3	2004	134.2	1966	237.8	1998	201.8	1977	144.8	1968	209.3	2001	225.5	1972	220.8	1971	228.7	2003	224.8
37	1968	251.0	2005	243.6	1978	241.4	1970	246.2	1989	235.0	1998	133.5	1970	237.1	1961	200.1	1986	144.0	1984	208.9	1972	225.2	1991	218.4	1968	227.9	2005	223.2
38	1993	246.9	1978	238.0	2004	240.3	2004	245.9	1968	233.4	1988	133.4	1991	236.9	1984	199.7	1993	143.8	1986	208.6	1996	224.6	1996	211.3	1977	227.7	1991	222.9
39	2001	246.8	1982	236.9	1968	239.7	1965	245.7	1961	232.9	2014	132.5	2001	236.6	1962	196.1	1974	143.2	1970	208.5	1977	223.4	1977	209.1	1975	224.7	1985	216.3
40	1975	245.6	1962	236.8	1970	237.3	2008	245.5	1997	230.2	2003	129.3	2000	234.2	2003	195.6	1965	142.9	2003	207.8	2008	222.2	2001	201.9	2008	221.3	1986	211.7
41	1978	245.3	1984	235.9	1977	235.4	1981	244.5	1962	229.9	1969	128.5	1975	233.5	2014	193.5	1969	141.1	2014	207.5	1975	218.6	1984	199.7	2001	221.0	1997	210.9
42	1981	243.9	1991	235.1	1973	234.4	1978	243.9	1981	227.7	1997	127.9	1977	233.4	1975	191.1	1962	139.0	1974	207.4	1968	218.0	1975	197.0	1969	219.1	1996	209.2
43	1998	243.4	1965	234.8	1975	230.9	2001	243.8	1970	225.2	1970	126.3	1982	232.5	1986	187.2	1978	134.8	1993	207.3	1962	217.7	1968	194.1	1997	217.5	1962	208.7
44	1989	241.6	1970	234.8	1981	229.7	1998	243.0	1977	224.7	1986	118.1	1968	230.6	1996	185.8	1982	133.7	1991	206.0	1982	217.7	1993	189.3	1962	214.9	2001	207.3
45	1970	241.2	1977	234.4	2005	229.1	1986	241.2	1993	223.0	1977	117.7	1986	223.8	1972	185.0	2005	132.9	1965	205.3	1978	212.7	1965	188.2	1972	209.9	1978	206.0
46	1965	237.4	1968	232.9	2001	227.5	1993	241.0	1986	221.1	1975	117.4	1965	222.6	1982	184.2	2011	126.9	1981	194.2	1997	212.1	1978	188.1	1978	209.1	1984	201.2
47	1984	236.0	1973	232.9	1998	225.1	1973	238.0	1966	214.5	1966	115.0	1973	222.0	1973	183.4	2003	122.2	1975	193.8	1970	210.5	1997	187.8	1998	207.7	1968	197.7
48	1973	231.3	1989	229.6	1993	218.8	1997	234.9	2011	210.1	2001	105.7	1978	219.0	2001	180.1	2014	121.9	1999	191.2	1974	207.4	1979	183.9	2011	203.4	1975	196.8
49	1977	230.2	1981	224.7	1966	214.3	2000	233.4	1972	205.1	2011	105.7	1997	213.0	1970	178.4	2000	117.3	1973	189.5	1993	205.9	1998	177.9	1993	201.7	1993	195.8
50	2011	229.6	2011	217.4	1997	214.3	2011	232.0	2000	202.3	2000	102.6	1972	210.6	1974	170.6	2001	113.1	2000	189.1	1998	203.0	2011	173.0	1984	196.5	1974	189.9
51	1972	221.1	1997	215.8	1965	208.4	1966	231.4	1975	201.0	1974	100.7	1974	206.2	2000	170.3	1997	110.8	1972	187.5	1965	202.8	1970	170.0	1965	191.7	1970	189.7
52	1966	220.8	1966	214.7	2011	207.1	2005	230.6	1974	198.6	1981	94.8	2011	203.9	1980	165.7	1975	110.1	1996	184.8	1984	202.7	1974	169.7	2000	176.6	1973	185.2
53	2000	211.3	1980	207.7	1972	204.5	1977	230.5	1978	191.2	1978	93.3	1981	201.4	2011	165.5	1981	105.5	1980	169.1	1973	198.9	2000	169.2	1979	176.2	1998	182.4
54	1997	204.1	1972	206.5	2000	187.2	1974	225.2	1965	190.7	1979	91.6	1979	185.4	1978	163.7	1972	102.1	1998	167.0	2011	195.9	1973	151.8	1970	175.2	1979	172.2
55	1974	201.7	2000	205.0	1974	186.4	1980	214.4	1979	184.5	1965	86.3	1980	172.8	1965	159.0	1973	101.9	1979	166.4	2000	192.4	1980	145.6	1980	171.3	2011	167.9
56	1980	190.3	1974	197.3	1979	181.5	1972	210.4	1973	183.9	1973	79.9	1961	-	1997	153.4	1979	99.6	1997	158.7	1980	169.0	1961	-	1974	169.6	1980	165.5
57	1979	163.5	1979	176.6	1980	181.1	1979	200.5	1980	152.3	1980	52.8	1962	-	1979	148.9	1980	89.0	2011	153.5	1979	166.5	1962	-	1973	153.2	2000	164.6

Tab. 11 Poradie mesačných (júl 2017) úhrnov atmosférických zrážok [mm] na vybraných meteorologických staniciach SR usporiadaných zostupne od r. 1961
Order of the monthly (July 2017) precipitation totals [mm] sorted downwards at selected meteorological stations of Slovakia since 1961

Por.č.	rok/year	BaK	rok/year	BaL	rok/year	Pie	rok/year	Hu	rok/year	Cad	rok/year	OrL	rok/year	Sli	rok/year	Cho	rok/year	Bol	rok/year	Tel	rok/year	LoS	rok/year	Pop	rok/year	Ke	rok/year	Tis	rok/year	Med	rok/year	Mil	rok/year	KnC
1	1997	245.5	1965	143.4	1997	198.8	2016	171.8	1997	287.6	2001	345.1	1999	178.8	2008	287.8	1991	173.7	2008	210.1	2001	388.7	2001	220.4	1999	160.8	2004	200.1	1980	291.9	2000	171.5	2001	210.3
2	1965	163.3	1966	138.0	1972	154.7	1965	166.0	2001	259.1	1970	339.2	2014	171.3	1997	266.6	2010	166.9	2011	197.7	1997	328.5	2011	158.4	1980	156.5	2008	199.1	2001	258.5	2001	166.6	2004	207.4
3	1972	128.1	2014	125.1	2001	130.4	1999	141.7	2016	211.4	1997	268.3	2002	167.2	2001	259.5	2008	161.3	2012	193.6	2010	305.0	2004	157.2	2002	155.4	2001	191.3	2008	221.9	2011	166.4	2011	207.3
4	1966	122.8	1997	112.5	2016	126.3	1966	119.4	1970	196.8	2000	230.7	2003	146.5	2010	250.5	2003	146.1	2001	185.8	2000	282.1	2014	151.4	2011	149.9	1980	190.0	2011	219.4	2014	153.7	2000	206.5
5	2016	120.3	2001	109.7	2009	119.6	1992	116.2	1968	187.3	2016	224.8	1965	145.2	2011	245.3	2012	132.0	2010	179.5	2011	279.2	1997	145.0	2008	138.5	1970	175.3	1970	203.4	1965	150.2	2010	203.4
6	2001	107.9	1982	107.6	1965	117.0	1997	115.0	2000	183.9	2010	220.0	2011	142.9	2014	234.4	2011	129.7	1965	174.1	2014	272.2	2010	144.2	1997	138.1	1998	167.7	2010	183.3	2004	148.2	2008	202.7
7	2011	104.2	2016	106.2	1975	104.5	2001	112.3	1982	179.7	2011	205.3	2001	135.5	1999	227.0	1999	126.0	1976	172.3	1980	252.0	2012	144.0	1965	130.2	2011	167.3	1973	182.1	1998	142.7	1998	183.8
8	2010	104.1	1972	98.7	2008	103.3	2008	107.3	2009	167.8	1965	195.5	2008	124.4	2016	222.0	2000	119.8	2016	168.4	2016	238.8	1999	138.1	2012	127.6	1973	166.0	1965	179.4	2008	140.0	1999	169.2
9	1989	103.7	2010	92.3	1982	102.4	2010	103.6	2011	163.6	2008	192.6	2015	120.8	1970	212.8	1965	119.7	1998	163.5	2008	220.7	2005	134.4	2014	125.1	2010	162.1	1990	175.5	2010	139.8	1990	162.6
10	1970	93.4	1976	87.4	2005	101.7	2014	98.2	1966	160.3	1980	188.0	1972	120.6	1975	193.0	2016	117.0	2014	161.4	1998	216.8	2016	132.9	1998	122.1	2000	161.7	2004	175.5	1980	139.5	1980	161.8
11	1982	93.1	2012	85.9	2012	98.5	1972	97.0	1965	153.9	2017	187.0	2005	116.6	2000	189.6	1997	116.2	1999	154.8	2004	208.4	2002	130.7	1975	118.7	1965	147.2	2002	175.1	1962	128.2	1965	154.5
12	2008	89.4	2011	83.0	2010	97.1	2000	88.5	2008	151.9	1974	179.5	1982	110.0	1965	186.7	2001	113.0	1970	154.3	1973	200.6	2000	130.3	1969	118.4	1997	137.4	1998	171.2	2012	118.5	1997	146.7
13	2012	87.2	1975	80.1	1980	96.0	2012	87.3	2002	151.3	1966	177.4	2012	108.1	2004	185.7	1992	102.8	1968	152.8	2002	194.3	1970	125.2	1970	117.7	1990	136.2	1968	161.9	1981	112.6	2014	139.5
14	2009	85.5	2008	79.1	2014	95.0	1998	86.5	1973	147.4	2005	162.5	2016	107.9	1980	183.7	2014	92.3	2017	150.8	1965	192.0	1972	124.6	2001	115.8	2002	131.0	1997	161.1	1997	111.4	1970	139.1
15	1975	82.6	1999	76.8	2011	94.1	2011	83.7	1969	146.0	1968	161.7	1991	103.8	2005	175.4	1972	92.1	1997	141.4	1975	181.8	1975	118.2	1961	114.4	1981	125.9	1981	150.6	1970	105.8	2012	136.0
16	2003	81.1	1995	76.1	1962	92.1	2002	79.2	2017	140.8	1993	160.0	1997	98.6	2002	175.0	2002	90.3	2000	136.5	1999	181.7	2008	114.3	2000	114.3	1968	122.5	2000	144.9	2016	100.2	2017	129.3
17	2000	79.4	1993	75.8	1976	91.0	1991	77.9	1974	140.0	1973	159.3	1977	98.5	1966	171.8	1970	84.6	2002	135.7	1985	176.8	1966	112.8	2016	112.7	2014	121.7	1993	140.0	2003	90.2	1977	128.9
18	2005	77.3	1969	69.5	1999	90.5	1980	76.4	2003	139.8	1981	157.3	2010	92.5	1977	167.2	1976	84.4	1991	133.0	2015	176.6	1965	107.8	2004	110.9	2005	120.4	2016	133.8	1996	89.4	1992	123.4
19	2014	74.2	2005	66.2	2003	84.7	2017	74.5	2005	138.2	1975	157.2	1970	88.3	1982	163.9	1966	78.8	2005	127.2	1991	175.7	1998	103.0	1993	110.4	1974	118.4	1975	132.4	1969	89.2	2002	123.1
20	1996	72.6	1967	63.6	1981	78.5	1982	73.3	1964	136.3	1972	156.3	1985	86.3	1991	160.1	1998	74.7	2004	125.6	1968	172.9	2003	99.9	1968	108.2	1985	117.1	1962	124.6	1982	87.0	1981	122.0
21	1971	72.3	1970	63.5	1970	75.7	1968	72.4	2010	131.9	1961	153.1	2017	85.7	2003	149.9	1963	74.5	1973	123.5	2017	171.3	1991	96.9	1966	106.3	2003	114.9	1977	123.7	1990	86.3	1978	116.7
22	1999	71.8	2017	61.7	2000	75.5	1975	69.2	1975	129.8	2004	150.1	1963	76.7	1993	146.0	1990	69.9	1966	121.9	2003	168.1	1968	94.9	2010	105.5	1966	111.3	1961	120.1	1977	84.7	1985	116.4
23	1987	70.5	2009	60.8	1993	74.4	1973	65.5	1980	128.7	1998	142.9	1966	76.7	1973	143.8	1977	69.7	1975	114.6	1982	162.9	1977	90.8	1981	102.6	2016	109.8	1974	119.3	1979	83.2	2016	111.8
24	1993	70.5	1974	60.2	1966	71.3	1971	64.5	2014	122.6	2014	142.5	2004	75.0	1998	142.7	1995	69.1	1962	108.0	2005	160.7	2009	87.4	1973	100.8	1996	105.4	2005	118.7	1966	81.1	1972	110.5
25	1974	66.4	2003	58.9	2002	70.5	2005	62.8	1961	121.7	1979	138.4	1971	72.8	1976	134.6	1982	66.0	1980	102.4	1977	160.3	1982	84.4	2017	97.7	1977	103.2	2017	116.6	1968	75.6	1996	105.0
26	1984	65.6	2000	58.1	1992	65.4	1996	60.3	1977	120.9	2007	132.9	1976	67.8	1985	133.4	1975	64.1	1982	102.3	1974	160.0	1988	83.5	2015	97.6	1993	102.9	2012	115.8	2017	75.1	1982	98.7
27	1998	64.0	1980	57.2	1964	65.1	1989	54.2	1985	114.8	1999	132.8	1964	64.7	1995	125.6	2017	63.0	1961	101.4	1983	158.5	1980	82.3	1989	95.9	1975	100.6	1986	115.7	1975	73.0	1987	98.4
28	1968	61.6	1968	51.4	1973	59.9	1978	51.7	1999	113.7	1982	131.4	2000	64.6	2017	124.4	1978	61.5	1977	92.1	1970	153.2	1973	78.1	1978	93.5	1983	98.4	1996	115.2	1978	71.5	1961	97.5
29	2002	57.2	1991	50.5	1961	59.6	1981	46.9	1979	111.1	1964	131.1	1996	64.3	2012	120.8	1961	61.2	1972	92.0	1967	150.3	1976	75.9	1990	90.5	2017	97.3	1979	111.3	1961	71.4	1993	94.8
30	1991	56.4	1994	50.3	1985	58.5	1961	46.6	1976	111.0	2002	130.2	1980	60.9	1996	118.9	2015	55.7	1989	90.4	1992	147.4	1993	72.2	1974	88.9	1999	96.7	1978	97.3	1992	69.9	1967	94.2
31	1995	56.4	1989	49.4	1979	56.4	1987	46.3	1981	109.0	2003	128.6	1998	60.4	1969	109.9	2004	54.8	1978	88.7	1962	145.8	1985	71.4	1976	80.6	2007	92.0	1999	95.4	1991	68.1	1984	91.1
32	1961	56.1	1962	49.3	2007	51.5	2009	46.0	1995	104.6	1977	127.8	1981	58.0	1961	109.0	1996	54.2	1988	85.8	1996	145.7	2017	70.0	1996	80.6	2012	89.1	2014	95.1	1973	65.3	1966	90.2
33	1962	54.3	1973	48.7	1989	47.4	1979	44.4	1988	104.2	1969	126.1	1961	56.4	1963	106.8	1968	54.1	2009	82.8	2009	139.2	2007	69.6	1984	80.2	1979	81.6	2003	94.7	1983	62.8	1975	89.1
34	1980	53.8	1987	47.8	1974	47.2	1976	44.3	1983	95.4	2009	125.1	1992	55.6	1979	104.6	1980	53.8	1969	82.1	1966	138.2	1996	65.2	2005	79.6	1984	80.7	1969	90.7	1963	60.6	1974	87.9
35	1967	53.2	1961	47.1	1977	44.7	2003	43.6	1972	92.9	1976	118.8	2009	53.3	1972	103.8	1964	53.5	1995	81.1	1993	134.7	1962	65.0	1962	78.2	1986	80.7	1992	88.4	1984	56.3	1986	86.3
36	2007	52.4	1996	46.7	2017	43.3	1970	40.2	1962	92.4	1985	110.8	1968	53.2	1986	102.3	2005	52.2	1985	80.0	2012	131.6	1969	63.8	1983	75.2	1978	74.4	1987	87.8	2002	55.9	1983	86.2
37	1976	51.0	1998	45.2	1969	43.0	1977	39.1	2004	85.6	2012	103.8	1974	51.0	1968	101.6	1981	49.2	1990	78.0	1995	129.0	1992	62.2	1982	75.0	1976	69.7	2015	86.5	1987	55.6	1968	85.0
38	1977	45.6	1981	43.4	1991	40.5	1993	37.9	2012	85.1	1988	98.8	1994	50.9	1992	101.2	1974	47.9	2003	76.8	1961	127.9	1961	62.1	1964	73.5	1982	68.7	1966	84.8	1971	55.0	2007	83.0
39	1985	44.4	2007	40.2	1998	40.3	1990	37.0	1993	79.9	2015	98.2	1978	47.0	1989	96.9	2006	47.4	1992	75.8	2007	126.5	1989	60.6	1991	70.6	1992	68.0	1982	84.1	1974	54.3	1969	81.4
40	1981	42.3	2002	38.7	1990	39.7	1967	36.8	1991	79.3	1984	97.3	1989	44.5	1962	96.7	1971	44.8	1971	75.3	1984	120.9	1990	57.8	1971	66.9	1963	67.7	1985	81.4	1972	52.6	1971	77.8
41	2015	42.0	1984	37.5	1984	37.0	1962	35.5	1971	78.7	1995	96.8	1975	44.4	1974	94.5	1969	44.5	1963	74.6	2013	120.8	1981	57.2	2007	65.6	2015	67.1	2007	75.8	2005	52.3	1973	74.7
42	2017	41.7	1985	36.5	1994	34.6	1974	33.1	1984	78.7	1986	94.7	1962	43.9	1978	86.1	2009	43.7	1974	73.2	1988	119.8	1971	53.3	2009	62.9	1969	66.0	1984	75.6	1989	52.1	1989	69.2
43	1973	41.1	1971	34.6	1968	32.2	1988	32.1	1989	76.6	1983	91.6	1986	43.4	2009	85.8	1989	39.9	2013	72.7	1989	119.3	1983	52.4	2003	60.9	1967	61.9	1971	73.3	1999	51.4	1964	61.3
44	2004	38.0	1979	32.7	1971	31.5	2013	31.0	2007	75.7	1962	86.4	1995	42.4	2015	84.2	1988	38.5	1981	71.2	1981	117.4	1995	48.9	1979	57.9	1989	59.2	1989	72.0	1964	51.0	1963	61.1
45	1979	37.3	1977	32.1	2004	31.4	1963	30.6	1998	74.2	1996	85.5	1969	40.7	1981	84.1	1973	38.4	2007	65.8	1976	112.9	1963	44.9	1977	56.4	1987	58.6	1983	71.3	1976	49.4	1979	56.1
46	1990	35.8	1990	30.4	1978	31.3	2004	27.7	1987	68.9	1991	82.6	1973	40.7	1964	83.9	1987	37.5	1967	65.4	1972	102.6	2015	44.2	1985	54.1	1971	56.2	1963	71.2	1993	45.9	1991	54.9
47	1964	34.7	2015	30.4	2006	30.5	1985	27.2	1978	66.4	1978	80.7	1993	35.7	1988	82.3	1979	36.0	1964	63.6	1971	99.7	1984	41.0	1988	52.2	2009	44.8	2009	58.7	1986	43.3	2005	53.9
48	1978	29.2	2004	27.4	1967	27.1	2007	25.8	1990	61.3	1990	77.1	1990	34.9	2013	80.9	1962	34.0	2015	63.4	1963	91.7	1987	40.5	1963	50.9	1964	43.5	1988	53.4	1988	43.1	1988	45.7
49	2006	28.3	1964	26.8	1987	27.0	2006	25.2	1986	59.3	1989	72.2	1967	33.9	2007	73.7	1985	32.7	1983	56.7	1964	90.5	1974	40.1	1972	47.9	1988	40.6	1964	52.3	2007	36.3	1976	44.0
50	1969	27.3	1992	22.0	1996	26.4	1964	21.1	2013	58.2	1963	70.4	2006	31.2	1971	71.8	1993	24.6	2006	52.4	2006	88.3	2006	39.6	2013	42.8	2013	35.3	1967	52.2	1967	36.2	1962	42.7
51	1988	24.3	1986	21.6	1963	25.5	1984	18.2	1963	56.9	1987	69.7	2007	31.1	1990	71.2	2007	24.6	1996	49.7	1990	87.0	1964	35.6	1987	42.6	1972	33.8	1976	52.0	2015	35.2	2015	42.5
52	1986	23.0	2013	19.9	1995	21.8	1995	16.5	1996	53.0	1971	64.8	1988	27.2	1983	66.6	1967	20.2	1987	49.3	1978	76.6	1978	35.2	1986	42.0	1991	33.3	1972	40.1	1985	34.0	2009	38.9
53	1992	21.8	1978	16.6	1983	18.7	2015	14.1	2015	52.8	1967	62.3	1979	27.1	1994	59.9	1986	18.9	1993	44.7	1994	74.5	1979	34.1	1967	41.4	1995	33.1	2013	37.4	2009	33.9	2003	35.4
54	1994	20.5	1983	15.6	2015	17.8	1986	13.5	1992	46.3	1992	54.0	1987	21.3	1967	55.6	1994	17.9	1986	40.0	1969	73.3	1967	33.7	1992	40.8	2006	9.6	1991	28.2	2013	33.8	2013	26.2
55	1963	18.7	1988	14.0	1986	16.1	1994	13.5	1967	44.3	1994	51.1	1983	17.2	1984	53.6	1984	15.7	1979	28.1	1987	72.8	2013	32.8	2006	40.3	1994	7.7	2006	27.1	1995	19.2	1995	24.9
56	1983	16.0	1963	11.8	1988	16.0	1969	11.1	1994	35.3	2013	30.0	1984	16.7	1987	49.6	1983	13.8	1984	25.5	1986	61.5	1986	26.2	1995	35.8	1961	-	1995	18.7	2006	17.6	1994	9.2
57	2013	7.9	2006	8.0	2013	3.9	1983	8.9	2006	24.0	2006	23.5	2013	13.3	2006	42.2	2013	11.3	1994	21.9	1979	58.5	1994	8.1	1994	22.8	1962	-	1994	15.1	1994	12.9	2006	5.2

Poloha klimatických meteorologických staníc na Slovensku
Location climatological meteorological stations in Slovakia

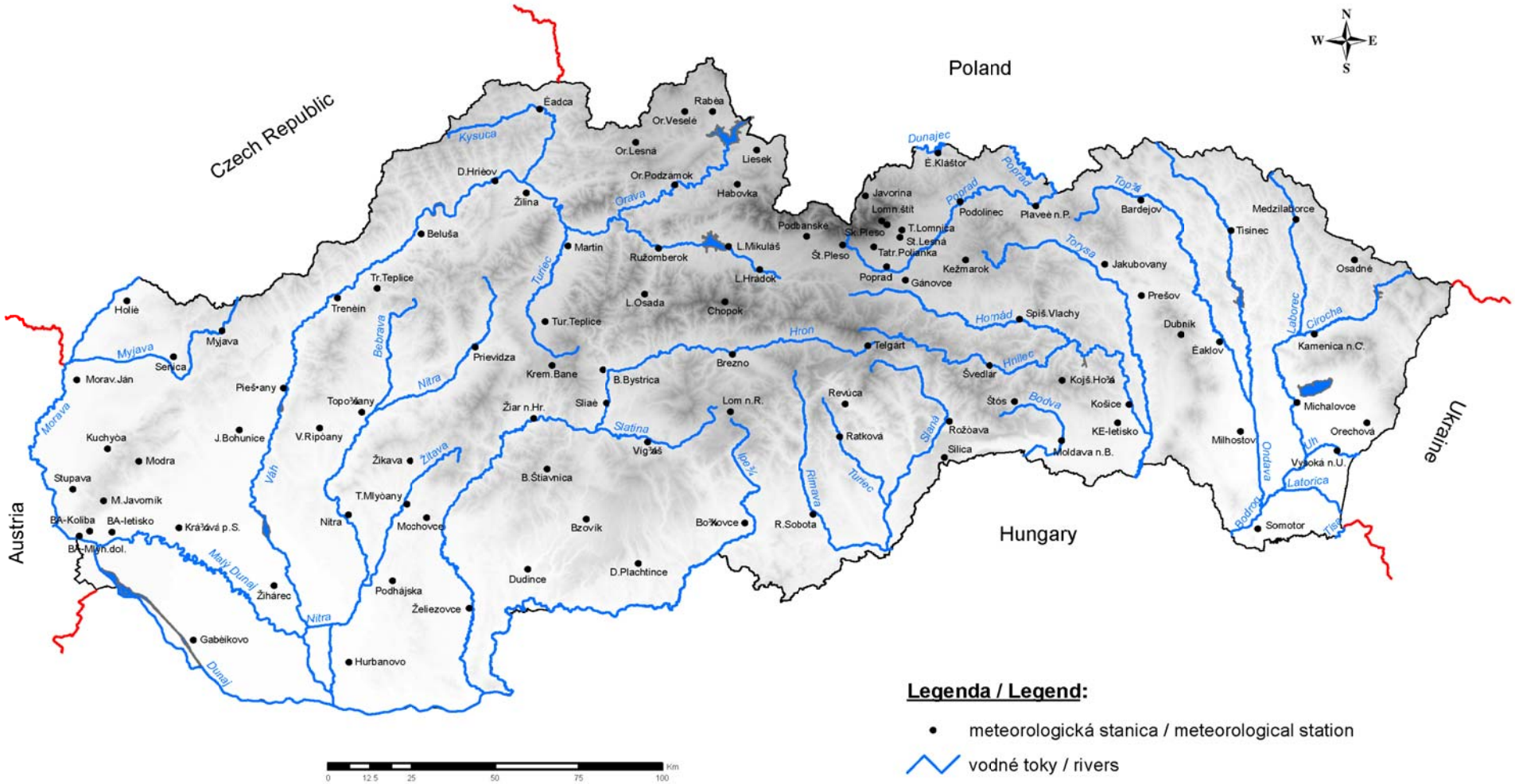

Vydal: Slovenský hydrometeorologický ústav
Zostavil: RNDr. O. Bochníček PhD., Ing. P. Ondruška

Príspevky autorsky pripravili:
RNDr. O. Bochníček PhD., Mgr. J. Čerbová, RNDr. P. Faško CSc.,
RNDr. Ľ. Jančovičová, Mgr. P. Kajaba, RNDr. J. Kaňák,
Mgr. P. Matejovič PhD., Mgr. O. Mišaga, Ing. P. Ondruška,
RNDr. A. Vinceová
v spolupráci s ďalšími pracovníkmi ÚMS SHMÚ
Tel.: 004212/5477 2004
Fax: 004212/5477 2034

ISSN 1338-7170

Issued by: Slovak Hydrometeorological Institute
Compiled by: RNDr. O. Bochníček PhD., Ing. P. Ondruška

Contributions were prepared by authors:
RNDr. O. Bochníček PhD., Mgr. J. Čerbová, RNDr. P. Faško CSc.,
RNDr. Ľ. Jančovičová, Mgr. P. Kajaba, RNDr. J. Kaňák,
Mgr. P. Matejovič PhD., Mgr. O. Mišaga, Ing. P. Ondruška,
RNDr. A. Vinceová
Phone: 004212/5477 2004
Fax: 004212/5477 2034

ISSN 1338-7170

SLOVENSKÝ HYDROMETEOROLOGICKÝ ÚSTAV
JESÉNIOVA 17
833 15 BRATISLAVA

Cena 3.92 € - 1 výtlačok

SLOVAK HYDROMETEOROLOGICAL INSTITUTE
JESÉNIOVA 17
833 15 BRATISLAVA

Price 3.92 € per 1 copy